

L Series Half Cell Mono Solar Module

SR-M660HL SR-M660325HL
 SR-M660330HL
 325~340W SR-M660335HL
 SR-M660340HL



0~3% positive tolerance



3.2mm high transmission,
low iron tempered AR glass



Better performance under
low light environment



Withstand wind loads
up to 2400Pa and snow
loads up to 5400Pa

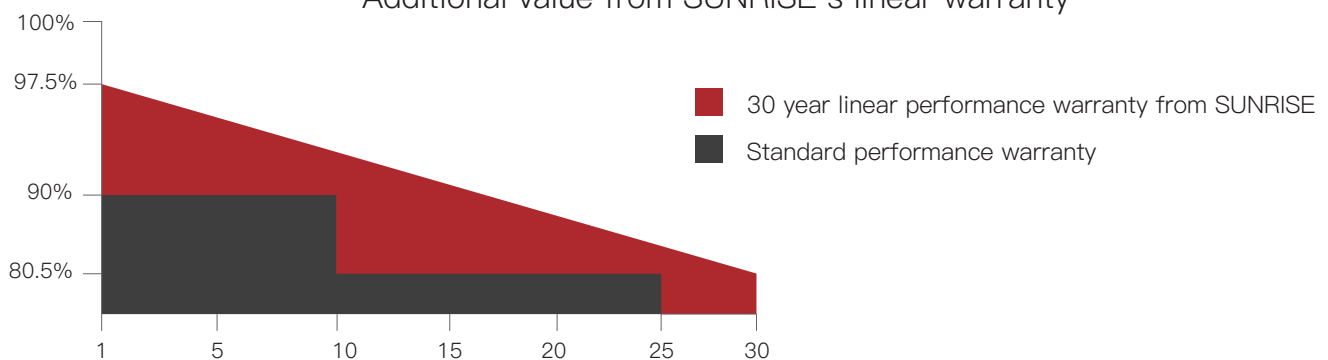


30 year leading linear
performance warranty



PID-free

Additional value from SUNRISE's linear warranty

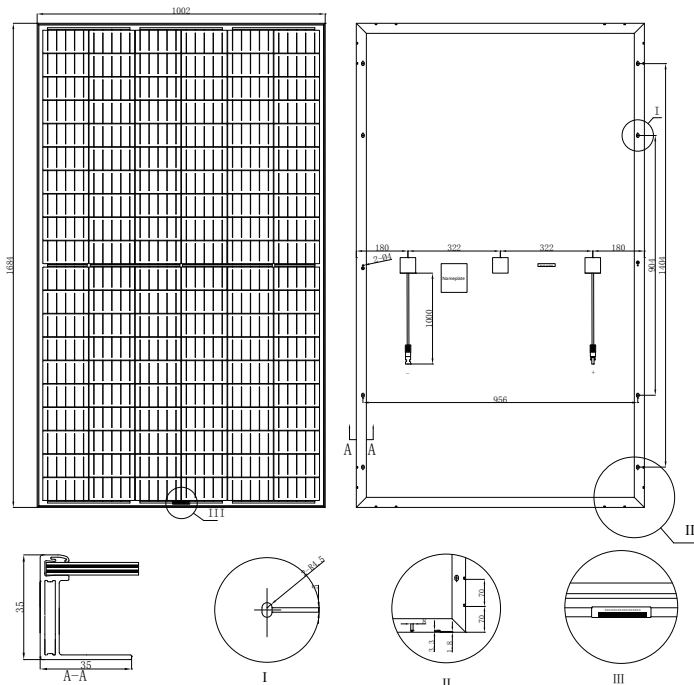


Module Type		SR - M660325HL		SR - M660330HL		SR - M660335HL		SR - M660340HL	
Test Environment		STC	NOCT	STC	NOCT	STC	NOCT	STC	NOCT
Tolerance	(%)	0~+3		0~+3		0~+3		0~+3	
Module Efficiency	(%)	19.27		19.56		19.86		20.15	
Maximum Power	Pmax(W)	325	242	330	246	335	250	340	254
Open Circuit Voltage	Voc(V)	41.25	38.14	41.43	38.32	41.65	38.54	41.92	38.79
Short Circuit Current	Isc(A)	10.16	8.51	10.28	8.62	10.31	8.7	10.46	8.82
Maximum Power Voltage	Vm(V)	33.72	31.71	33.91	31.9	34.12	32.11	34.31	32.29
Maximum Power Current	Im(A)	9.64	7.63	9.74	7.72	9.82	7.78	9.91	7.85
Cell Type	(mm)	158.75×79.375(Mono-Crystalline Silicon)							
Number of Cells	(Pcs)	120(6×20)							
Maximum System Voltage	(V)	DC1000							
Temp. Coeff. of Voc	(%/°C)	-0.35							
Temp. Coeff. of Isc	(%/°C)	0.05							
Temp. Coeff. of Pm	(%/°C)	-0.45							
Operating Temperature	°C	-40 to 85							
Nominal Operating Cell Temperature (NOCT)	°C	45±2							
Max. Series Fuse	(A)	15							
Pressure Bearing	(Pa)	5400							
Wind Bearing	(Pa)	2400							

STC: Irradiance 1000W/m², Cell temperature 25°C, AM1.5

NOCT: Irradiance 800W/m², Ambient temperature 20°C, Wind speed 1m/s

ENGINEERING DRAWINGS

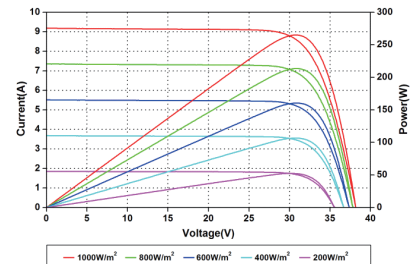


Manufactured in China

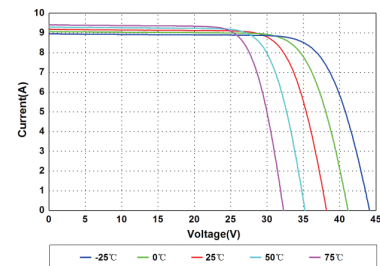
MATERIAL DETAILS

Frame	Anodized aluminum
Glass	3.2mm low-iron tempered suede glass
Cell	6×20pcs 158.75×79.375mm mono solar cell
Junction Box	Rated Current≥15A, Ip≥67, TUV & UL
Cable&Connector	4mm ² , MC4 or MC4 compatible

IV CURVES



Current-Voltage and Power-Voltage Curves at Different Irradiances



Current-Voltage Curves at Different Temperatures

PACKING DETAILS

Dimension	(mm)	1684×1002×35
Weight	(kg)	19.1
Loading Capacity		348 pcs/20'GP 858 pcs/40'HC
Packing	pcs/pallet	30