

N TYPE MONO CRYSTALLINE BIFACIAL MODULE


285 / 290 / 295 / 300 / 305 / 310 Watts

Black Panther

Overview

Through the use of N-Type high efficiency mono cells and dual-glass structure, the overall performance of the BiFacial module increases under optimal conditions up to 30% more than an equivalent monofacial module. A fully certified, premium quality and high efficiency module made with A Grade materials.

Key Benefits



Certified by Independent Engineering Bodies



Product Liability Insurance



Engineered in EU




12 Years Limited Product Warranty



Anti-PID Technology



Low Carbon Footprint



Guaranteed mechanical resistance to severe weather conditions



Guaranteed Positive Tolerance up to 5W

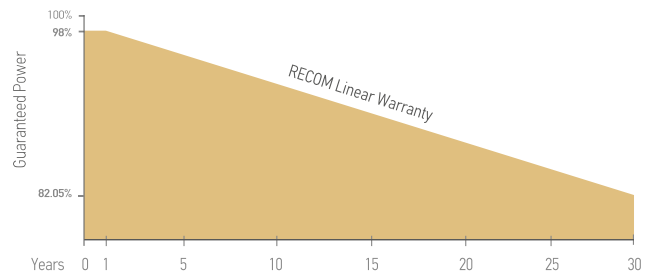


100 % electro-luminescence tested

Tests, Certifications and Warranties

Standard Tests	IEC 61215, IEC 61730
Factory Quality Tests	ISO 9001: 2008, ISO 14001: 2004, ISO17025: 2005
Certifications	Fire Rating Type 1, conformity to CE, PV CYCLE
Insurance	Product liability insurance provided by Allianz
Surface Maximum Load Capacity	Above 5400Pa
Positive Tolerance	Guaranteed positive tolerance of up to 5W
Warranties	<ul style="list-style-type: none"> • 12-year limited product warranty • 15-year manufacturer warranty on 90.3% of the nominal performance • 30-year transferable linear power output warranty

Linear Performance Warranty



First Year Output $\geq 98\%$ 2-29 Year Decline $\leq 0.55\%$ 30 Year Output $\geq 82.05\%$

N TYPE MONO CRYSTALLINE BIFACIAL MODULE

RCM-xxx-6MB-DG (xxx=285-310)

Electrical Characteristics

Rated Power	285W	290W	295W	300W	305W	310W
Power Tolerance	0~+5W	0~+5W	0~+5W	0~+5W	0~+5W	0~+5W
Maximum Power Voltage (Vmp)	33.12V	33.15V	33.22V	33.30V	33.39V	33.44V
Maximum Power Current (Imp)	8.61A	8.75A	8.88A	9.01A	9.16A	9.28A
Open Circuit Voltage (Voc)	39.07V	39.18V	39.24V	39.30V	39.37V	39.42V
Short Circuit Current (Isc)	9.21A	9.36A	9.50A	9.64A	9.88A	9.92A
Module Efficiency (with frame)	18.91%	19.21%	19.51%	19.81%	20.03%	20.59%
Module Efficiency (without frame)	19.15%	19.46%	19.76%	20.06%	21.43%	21.78%
Maximum Series Fuse	15A	15A	15A	15A	15A	15A

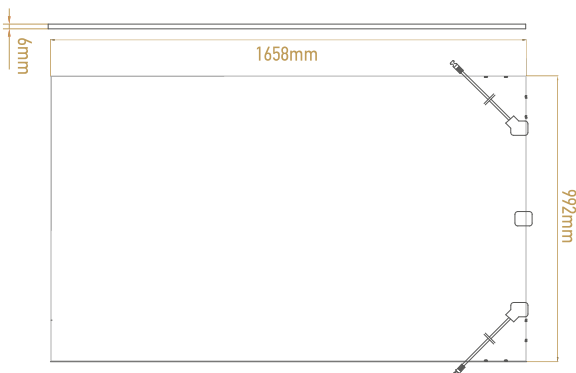
1.000 VDC (IEC)

Tested at Standard Test Conditions. Measurement tolerances: $\pm 3\%$

Mechanical Data

Dimensions (with frame)	1666mm x 1000mm x 40mm
Dimensions (without frame)	1658mm x 992mm x 6mm
Weight (with frame)	25.5 Kg
Weight (without frame)	23.0 Kg
Front / Back Glass	2.5 mm
Output Cables	TUV (2Pfg1169:2007), UL 4703, UL44 4.0 mm ² (0.006 in ²), MC4 type connectors

Dimensions (without frame)

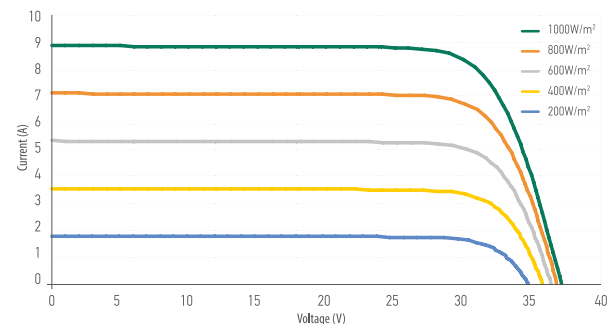


**Release 2018-05, v6.1.

RECOM assumes no liability or responsibility for any typographical error, layout error, misinformation, any other error, omission, contained herein.

I-V Curve

The module relative power loss at low light irradiance of 200W/m² is less than 3%.



Temperature Characteristics

Pmax Temperature Coefficient	-0.37% / °C
Voc Temperature Coefficient	-0.29% / °C
Isc Temperature Coefficient	+0.04% / °C
Operating Temperature	-40~+85 °C
Nominal Operating Cell Temperature (NOCT)	45 \pm 2 °C

Packing Configuration

Container	40'HC (with frame)	40'HC (without frame)
Pieces per Pallet	27	33
Pallets per Container	26	26
Pieces per Container	702	858

recom-solar.com

The specification and key features described in this datasheet may deviate slightly and are not guaranteed. Due to on-going innovation, research and product enhancement, RECOM Solar reserves the right to make any adjustment to the information described herein at any time without notice. Please always obtain the most recent version of the datasheet which shall be duly incorporated into the binding contract made by the parties governing all transactions related to the purchase and sale of the products described herein. Please read the safety and installation instructions before using the modules.

© Copyright 2018. RECOM