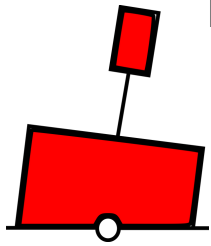





IALA A BUOYAGE

hello@getlostpowerboattraining.com



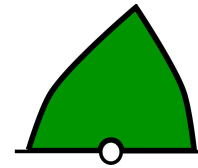
Port Lateral Mark

Marks the port side of a channel. Red light any rhythm.



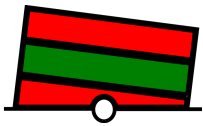
Special Mark

Marks something of interest. Yellow light any rhythm.



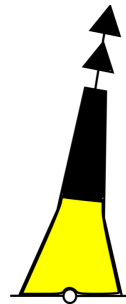
Starboard Lateral Mark

Marks the starboard side of a channel. Green light any rhythm.



Preferred Channel to Starboard

Indicates main fairway to starboard. Flashes red 2 + 1.




North Cardinal

Marks safe water to the north. Continuous flashing white light. Either Q or VQ.



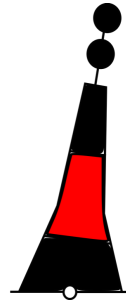
Preferred Channel to Port

Indicates main fairway to port. Flashes green 2 + 1.



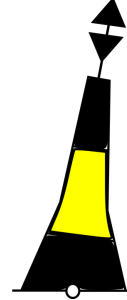
West Cardinal

Marks safe water to the West. 9 white flashes. Either VQ in 10 seconds or Q in 15 seconds.



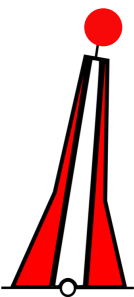
Isolated Danger Mark

Marks a single obstruction. 2 white flashes in 10 seconds.



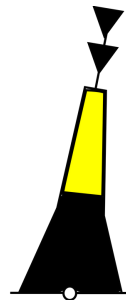
East Cardinal

Marks safe water to the East. 3 white flashes. Either VQ in 5 seconds or Q in 10 seconds.




Fairway Buoy

Marks the start of a buoyed channel. Either 1 long flash in 10 seconds, Iso, Occ or morse Alpha.



South Cardinal

Marks safe water to the South. 6 white flashes plus 1 long flash. Either VQ in 10 seconds or Q in 15 seconds.



Emergency Wreck Mark

Temporarily marks a new wreck. Alternating blue and yellow light. Each on for one second with 0.5 seconds of darkness in between.

Light Characteristics



Flashing. Fl.



Quick Flash. Q. 50-79/min



Very Quick Flash. VQ. 80-159/min



Group Flashing. Gp.Fl.(3)



Occulting. Occ. More light than dark



Group Occulting. Gp.Occ(2)



Isophase. Equal periods of light and dark