


CRISPR- EXPERIMENT

JAKUB, FARZAD & MARC (MENTOR)




WHO ARE WE?


- **JAKUB BOROWICZ (POLAND)**
- **FARZAD ASHIMI (DENMARK)**
- **MARC CARETTE (FRANCE)**



RESTRICTION DIGESTION TO LINEARIZE PLASMID pBR322


 Here you see the Groups plasmid pBR322

 Here your can see the control . The control show us that the DNA at the begging was supercoiled. From this we can conclude that our DNA, has been cut and it is not supercoiled.

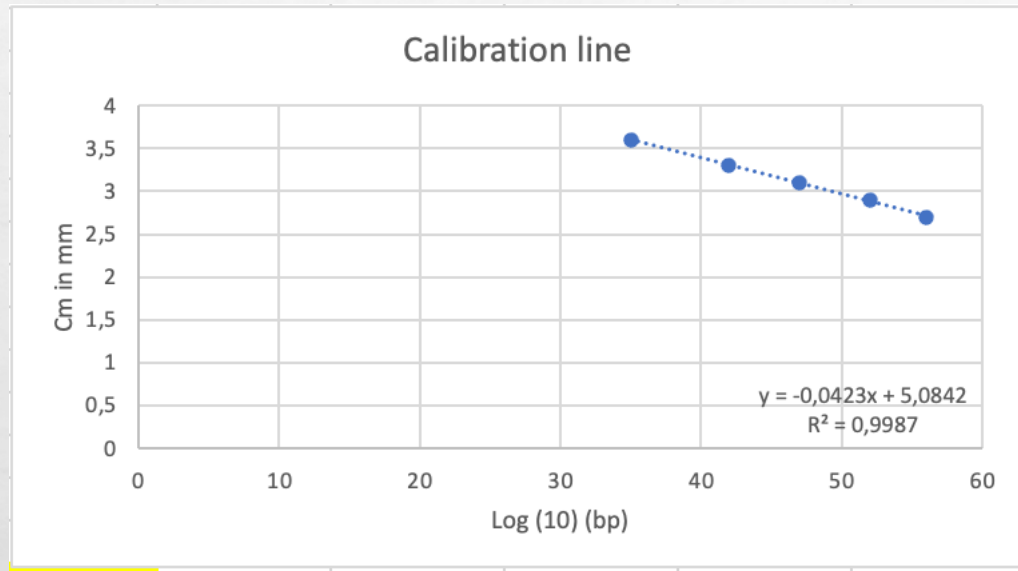


GRNA SYNTHESIS


→ Here is the groups 8+9 synthesized gRNA electrophoresis. We can see that the polymerase has made RNA.



PROOF OF CAS 9 CUT IN pBR322_(LIN)



**Our number of basepairs in
fragment: 4418**



CONCLUSION

- **LINEARIZING PLASMID WAS DONE CORRECTLY**
- **GRNA WAS SYNTHESIZED PROPERLY**
- **UNFORTUNATELY, IN LAST STEP, IN ELECTROPHORESIS GEL WE SAW ONLY ONE BAND, WHICH MEANS THAT THE DNA HAVEN´T BEEN CUT**

END

JAKUB, FARZAD AND MARC