

# Sight Reading Guitar Melodic Examples



C MAJOR



C MAJOR



G MAJOR



G MAJOR



D MAJOR




D MAJOR





A MAJOR



A MAJOR




E MAJOR



E MAJOR



B MAJOR



B MAJOR



F# MAJOR



F# MAJOR





F MAJOR



F MAJOR



B $\flat$  MAJOR



B♭ MAJOR




E♭ MAJOR



E♭ MAJOR



Ab MAJOR



A $\flat$  MAJOR





D $\flat$  MAJOR




Db MAJOR



A MINOR



A MINOR



E MINOR

The first line of musical notation is a single staff in treble clef with one sharp (F#). It contains a melodic line consisting of eighth notes, some beamed together, and a few slurs. There is a sharp sign above the first note and another sharp sign above a note in the third measure.

The second line of musical notation continues the melodic line from the first line, maintaining the eighth-note rhythm and slurs. It features several accidentals throughout.

The third line of musical notation continues the melodic line, showing a mix of eighth and sixteenth notes with various slurs and accidentals.

The fourth line of musical notation continues the melodic line with a series of beamed eighth notes and slurs, including a sharp sign above a note in the second measure.


The fifth line of musical notation continues the melodic line, featuring a mix of eighth notes and slurs, with a sharp sign above a note in the second measure.

The sixth line of musical notation continues the melodic line with a series of beamed eighth notes and slurs, ending with a sharp sign above a note in the second measure.

The seventh line of musical notation continues the melodic line with a series of beamed eighth notes and slurs, including a sharp sign above a note in the second measure.

The eighth line of musical notation continues the melodic line with a series of beamed eighth notes and slurs, including a sharp sign above a note in the second measure.

E MINOR



B MINOR



B MINOR





F# MINOR



F# MINOR



C# MINOR



C# MINOR



D MINOR



D MINOR



G MINOR



G, MINOR





C MINOR



C MINOR



F MINOR



F MINOR



Bb MINOR

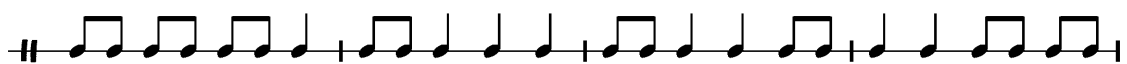
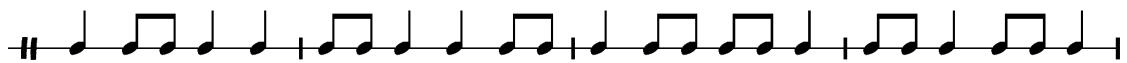
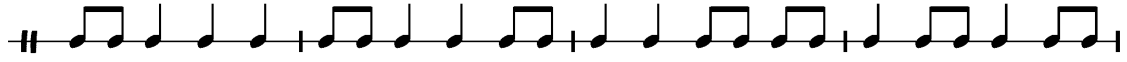
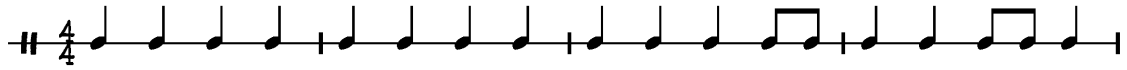


B $\flat$  MINOR

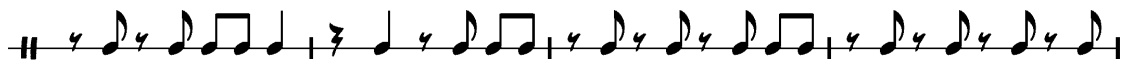
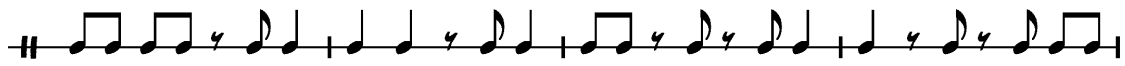
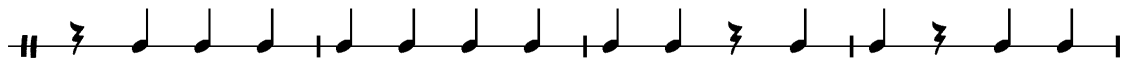
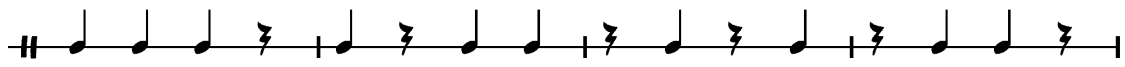
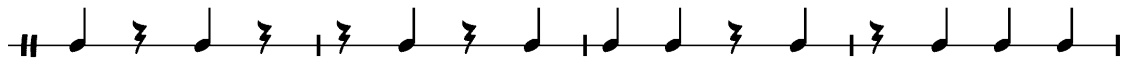
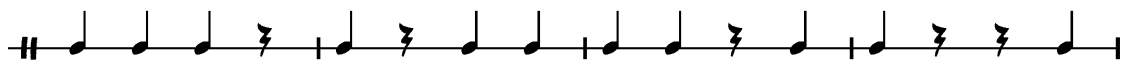


# Sight Reading Guitar Rhythmic Examples

1/4S AND 1/8THS







|| 7 4 8 7 4 | 7 4 7 4 8 | 8 8 4 8 7 4 8 | 4 7 7 4 8 |

|| 7 4 7 4 8 | 4 4 7 4 8 | 4 8 4 8 7 4 | 7 4 8 4 8 4 |

|| 4 4 8 4 8 4 | 4 7 7 4 | 4 8 4 8 4 8 4 | 4 8 4 4 8 4 |

|| 4 8 4 8 4 8 | 4 8 4 8 4 8 | 4 8 7 7 4 8 | 4 8 4 8 4 8 |

|| - - 4 4 | - - 4 4 8 | 4 8 4 - - | 4 8 4 8 - - |

|| 4 7 7 4 8 | - - 7 8 8 | 4 8 4 8 4 8 8 | 4 8 4 8 - - |

|| 8 8 7 7 4 8 | 4 8 4 - - | 4 7 8 4 8 4 | 4 8 8 8 4 8 |

|| - - 4 8 4 8 | 4 8 4 8 4 7 | 7 4 8 - - | - - 7 4 8 |

|| 7 4 8 7 4 8 | 8 7 7 4 8 | 8 8 7 - - | - - 7 4 8 |

|| 7 4 8 7 4 8 | 4 8 8 - - | 4 8 7 7 4 8 | 8 7 7 8 |

|| - - 4 8 7 | 7 8 7 4 8 | 8 8 7 7 8 | 8 7 - - |

|| - - 8 7 | 7 4 8 8 7 | 7 8 4 8 4 8 | 4 8 7 - - |

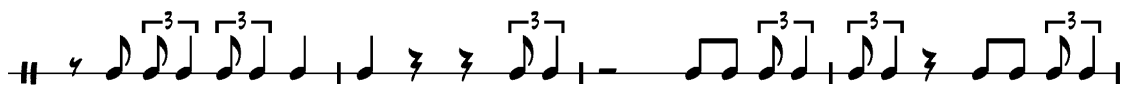
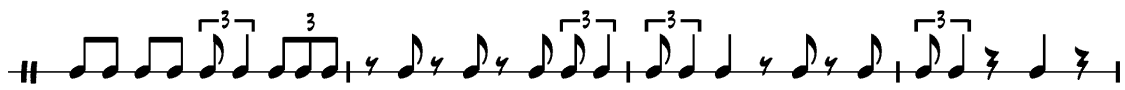
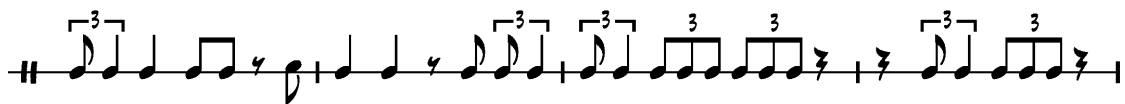
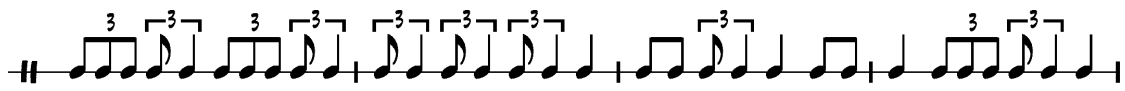
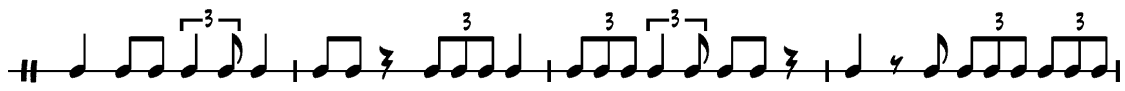
|| 4 8 7 8 7 | 8 7 7 8 | 8 7 4 8 8 | - - - - |

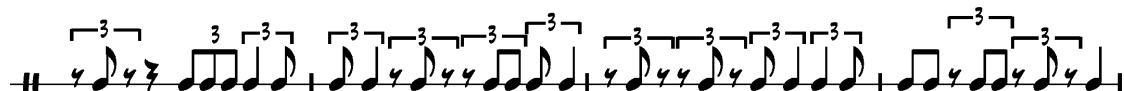
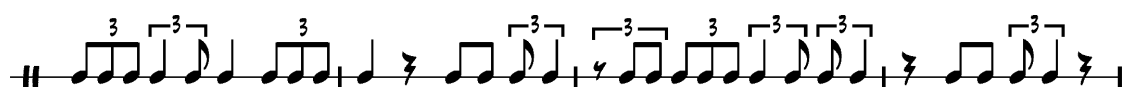

|| 8 8 7 7 4 8 | 8 8 4 8 - - | - - 8 | - - 8 8 8 |

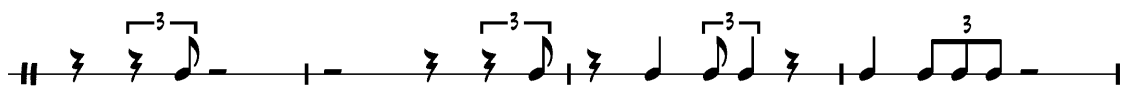
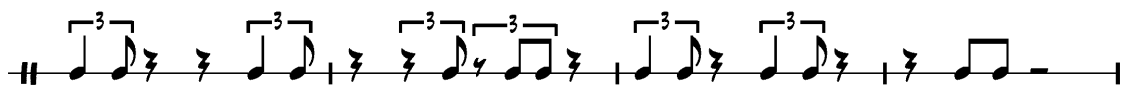

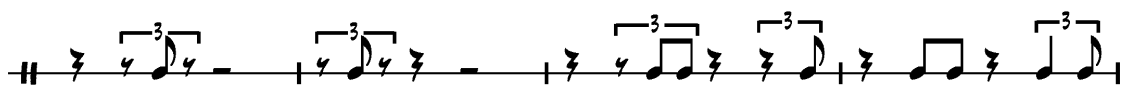
|| 4 8 4 8 - - | 7 4 8 - - | - - 7 4 8 | 4 8 7 - - |


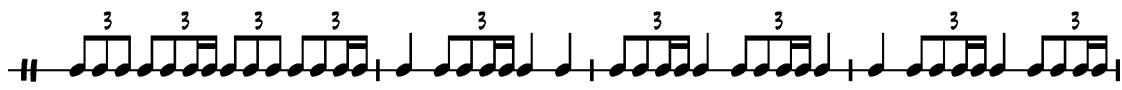
|| - - 8 7 | 8 8 7 - - | - - 8 8 7 | 7 8 8 7 8 |





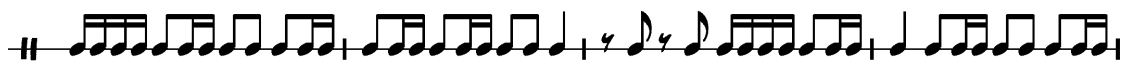
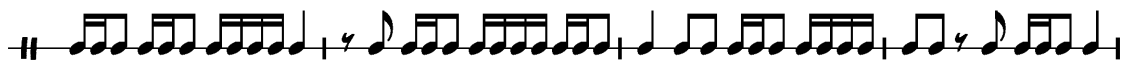

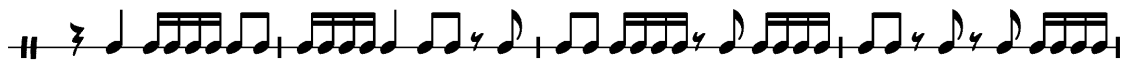


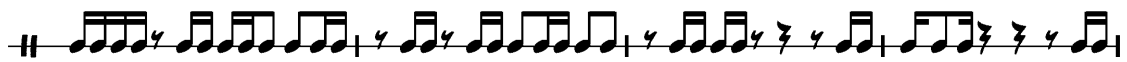

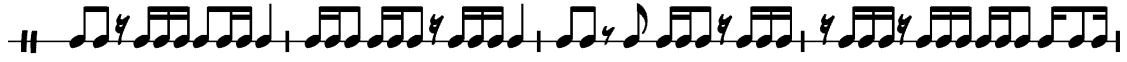


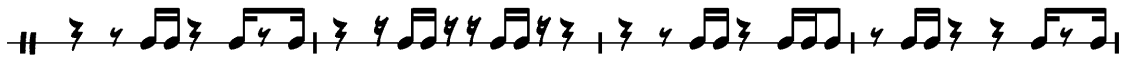
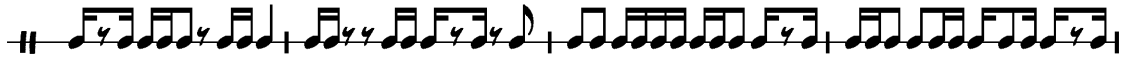
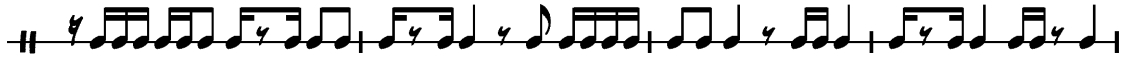


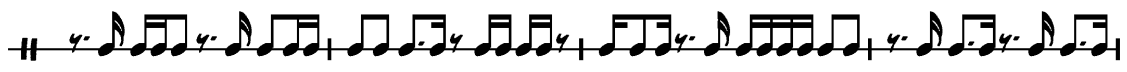
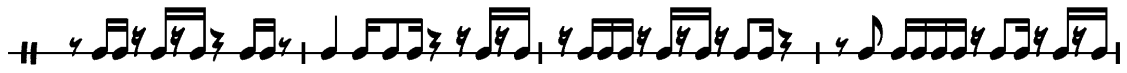


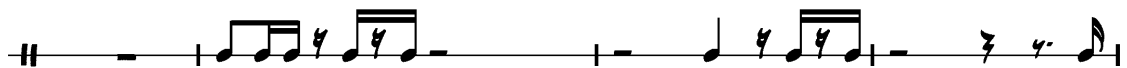
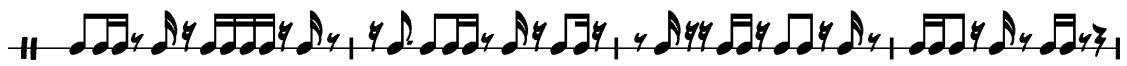
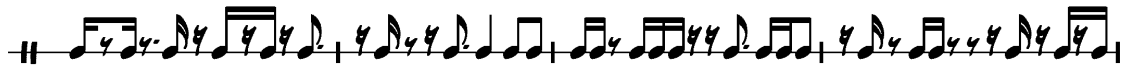
1/16TH NOTES

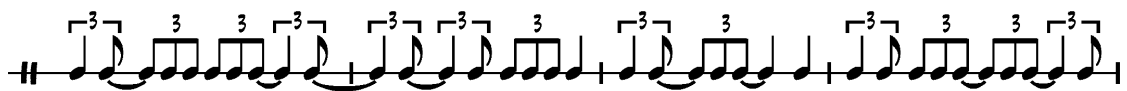
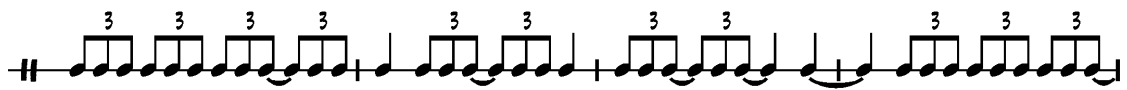










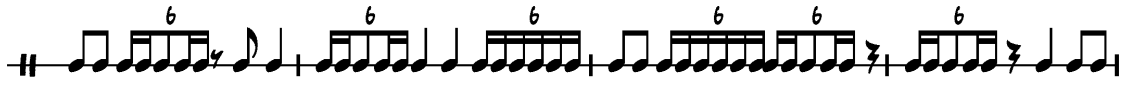

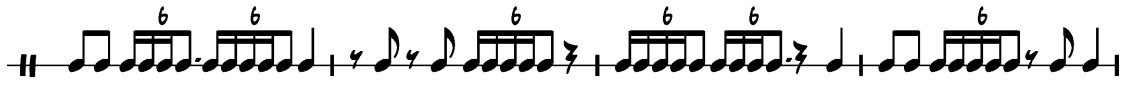
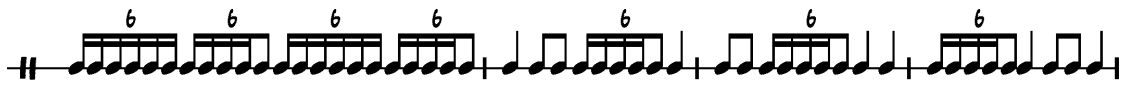




1/16TH NOTE TRIPLETS







## **Other Books by This Author**

**Fundamental Changes in Jazz Guitar I: The Major ii V I for Bebop Guitar**

**Minor ii V Mastery for Jazz Guitar**

**Drop 2 Chord Voicings for Jazz and Modern Guitar**

**The CAGED System and 100 Licks for Blues Guitar**

**The Complete Guide to Playing Blues Guitar Book One: Rhythm Guitar**

**The Complete Guide to Playing Blues Guitar Book Two: Melodic Phrasing**

**The Complete Guide to Playing Blues Guitar Book Three: Beyond Pentatonics**

**The Complete Guide to Playing Blues Guitar Compilation (Paperback)**

**Sight Reading Mastery for Guitar**

**Complete Technique for Modern Guitar**

**Rock Guitar Un-CAGED: The CAGED System and 100 Licks for Rock Guitar**

**The Practical Guide to Modern Music Theory for Guitarists**

**15 Essential Guitar Lessons for Beginners**