

Product Information

HM2K-008..025GM / K

**Flow Switch
HM2K**



- High switching power
- Compact design

Characteristics

Mechanical flow switch, for fluid or gaseous media, with spring-supported piston and magnetic triggering of a microswitch. Robust construction in brass or stainless steel.

Technical data

Switch	microswitch	
Nominal width	DN 8..25	
Process connection	female thread G 1/4..G 1 (further process connections available on request)	
Switching range	0.5..55 l/min	for details see table "Ranges"
Pressure loss	1.1..3.5 bar at Q _{max.}	
Q_{max.}	to 80 l/min	
Tolerance	±5 % of full scale value	
Pressure resistance	PN 200 bar	
Media temperature	-20..+70 °C	
Ambient temperature	-20..+70 °C	
Media	oil	
Wiring	changeover No. 0.371	
	optionally changeover No. 0.282	
Switching voltage	max. 250 V AC	
Switching current	max. 5 A (round plug connector max. 4A)	
Protection class	2 - safety insulation	
Ingress protection	IP 65	
Electrical connection	plug DIN 43650-A / ISO 4400 optionally for round plug connector M12x1, 4-pole	

Materials medium-contact	<i>Brass construction:</i> CW614N nickelled, CW614N, 1.4310, hard ferrite, NBR	<i>Stainless steel construction:</i> 1.4571, 1.4404, 1.4310, hard ferrite PTFE-coated, FKM
Non-medium-contact materials	PA, CW614N, NBR	
Weight	see table "Dimensions and weights"	
Installation location	horizontal inwards flow; switching head on top.	

Ranges

For switching ranges, the details in the table correspond to horizontal inwards flow and decreasing flow rate; for display ranges they correspond to horizontal inwards flow and increasing flow rate.

Viscosity compensated HM2K

Switching range	Optionally Display range	Q _{max.} recommended	Pressure loss bar at Q _{max.} oil mm ² /s					Viscosity stability
			30	60	100	205	330	
l/min oil 30..330 mm ² /s			30	60	100	205	330	±8 %, min.
0.5 - 0.6	0.5 - 10	12	1.1	1.4	1.6	2.8	3.5	±0.3 l/min
1.5 - 12.0	1.5 - 20	22	2.2	2.3	2.4			±0.5 l/min
2.5 - 22.0	2.5 - 30	35	1.9	2.0	2.1	2.3	2.9	±0.8 l/min
6.0 - 36.0	6.0 - 45	60					2.6	±2.7 l/min
12.0 - 55.0	12.0 - 65	80	2.1	2.3	2.4	2.6	2.8	±3 l/min

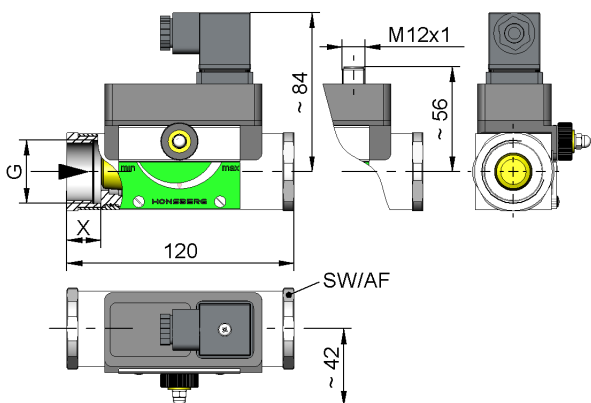
Special ranges are available.

Product Information

HM2K-008..025GM / K

Dimensions and weights

	G	Types	SW	X	Weight kg
Brass	G 1/4	...-008GM	40	15	1.4
	G 3/8	...-010GM			
	G 1/2	...-015GM		18	1.3
	G 3/4	...-020GM			
	G 1	...-025GM			
Stainless steel	G 1/4	...-008GK	41	15	1.4
	G 3/8	...-010GK			
	G 1/2	...-015GK		18	1.3
	G 3/4	...-020GK			
	G 1	...-025GK			



Handling and operation

Note

- Include straight calming section of 5 x DN in inlet and outlet
- If the media are dirty, install a filter (use magnetic filter for ferritic components).
- It must be ensured that the values given for voltage, current, and power are not exceeded.
- When switch on, a load must be connected in series.
- The electrical details apply to ohmic loads. Capacitive and inductive loads must be operated using a protective circuit.

Adjustment

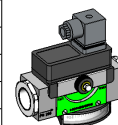
If it is necessary to set the switching value, the switching head can be adjusted by adjustment of a pinion. When the switching value is reached, the switching unit is fixed in place by a fastening bolt (SW 8).



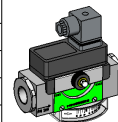
Ordering code

HM 1. 2. 3. 4. 5.
 G

1. Display options	
-	no mechanical display
O1-	with measurement display at side O1
O-	with measurement display at side O
2. Nominal width	
008	DN 8 - G 1/4
010	DN 10 - G 3/8
015	DN 15 - G 1/2
020	DN 20 - G 3/4
025	DN 25 - G 1
3. Process connection	
G	female thread
4. Connection material	
M	brass
K	stainless steel
5. HM2K - switching range oil 30..330 mm²/s for horizontal inwards flow	
006	0.5 - 6.0 l/min
012	1.5 - 12.0 l/min
022	2.5 - 22.0 l/min
036	6.0 - 36.0 l/min
055	12.0 - 55.0 l/min



HM.KO1-



HM.KO-

Options

- Signal lamp red or red / green in the plug DIN 43650-A
- Gold contact
- Connection for round plug connector M12x1
- Switching head with metal cap
- Adjustment scale with markings in l/min
- Special values
- Temperature display 0..120 °C

Ordering information

- Specify direction of flow, medium, and switching range.
- For viscous media specify viscosity, temperature, and medium (e.g. ISO VG 68) (enquire about switching range).