

## Antal Stamtavler

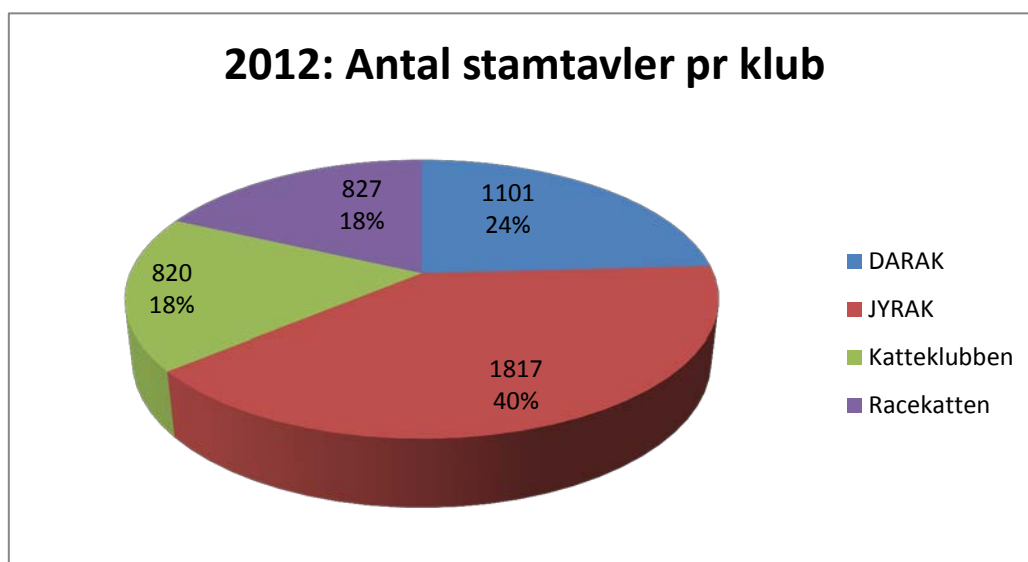
Race	FD 2011	FD 2012	Difference	% Diff.
EXO	125	164	39	31,2
PER	344	345	1	0,3
Kategori I	469	509	40	8,5
MCO	1011	1091	80	7,9
NFO	942	758	-184	-19,5
RAG	199	189	-10	-5,0
SBI	682	644	-38	-5,6
SIB	49	85	36	73,5
TUA	0	6	6	100,0
TUV	33	16	-17	-51,5
Kategori II	2916	2789	-127	-4,4
ABY	127	120	-7	-5,5
BEN	93	94	1	1,1
BML	31	16	-15	-48,4
BRI	487	374	-113	-23,2
BUR	119	132	13	10,9
CRX	35	36	1	2,9
DRX	22	20	-2	-9,1
DSP	0	2	2	100,0
EUR	44	65	21	47,7
KBL	20	36	16	80,0
KBS	0	2	2	100,0
KOR	4	6	2	50,0
MAU	0	1	1	100,0
OCI	27	35	8	29,6
RUS	43	50	7	16,3
SIN	0	1	1	100,0
SNO	0	1	1	100,0
SOM	27	28	1	3,7
SPH	31	34	3	9,7
CHA	11		-11	-100,0
MAN	4		-4	-100,0
CYM	4		-4	-100,0
Kategori III	1129	1053	-76	-6,7
BAL	5	6	1	20,0
OLH	8	6	-2	-25,0
OSH	73	44	-29	-39,7
PEB	3	3	0	0,0
SIA	124	116	-8	-6,5
SYS	5	1	-4	-80,0
Kategori IV	218	176	-42	-19,3
SRL	0	1	1	100,0
XLH	1	9	8	800,0
XSH	5	28	23	460,0
Øvrige	6	38	32	533,3
<b>Grand Total</b>	<b>4738</b>	<b>4565</b>	<b>-173</b>	<b>-3,7</b>

## Antal stamtavler pr kategori

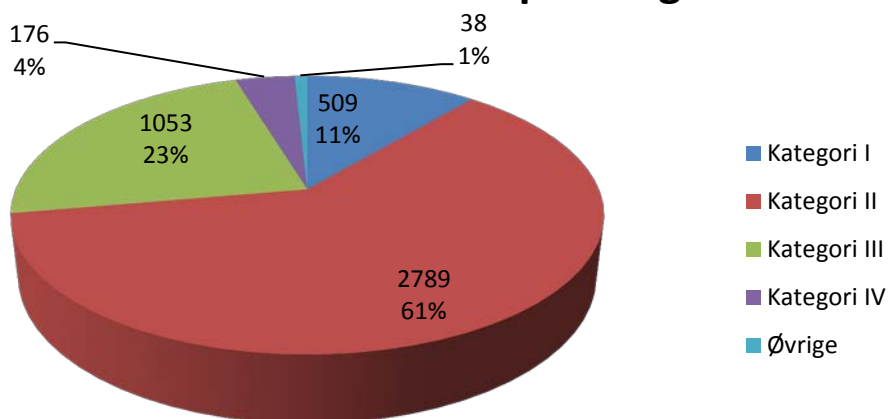
Kategori	Antal	% af total
Kategori I	509	11,2
Kategori II	2789	61,1
Kategori III	1053	23,1
Kategori IV	176	3,9
Øvrige	38	0,8
<b>Grand Total</b>	<b>4565</b>	<b>100,0</b>

## Antal stamtavler pr klub

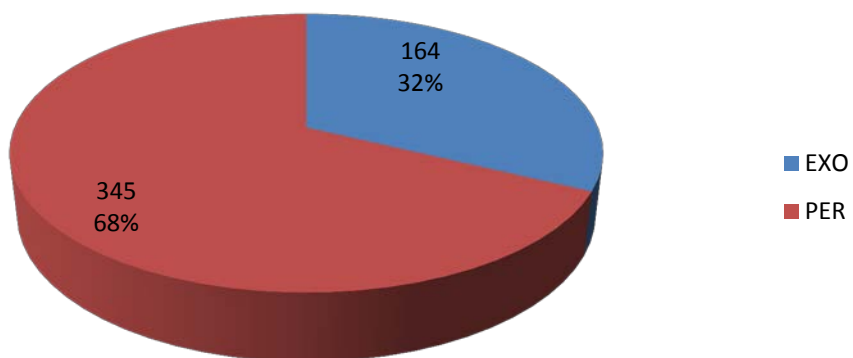
Klub	2012	% af total
DARAK	1101	24,1
JYRAK	1817	39,8
Katteklubben	820	18,0
Racekatten	827	18,1
<b>Grand Total</b>	<b>4565</b>	<b>100,0</b>



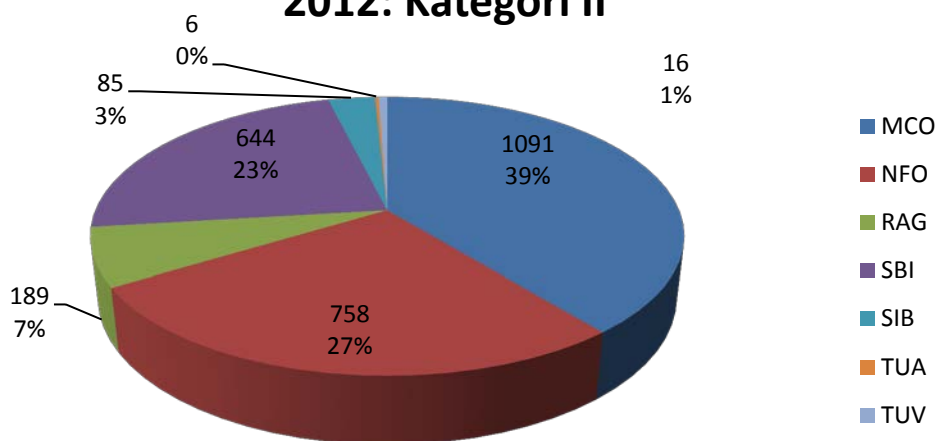
### 2012: Antal stamtavler pr kategori



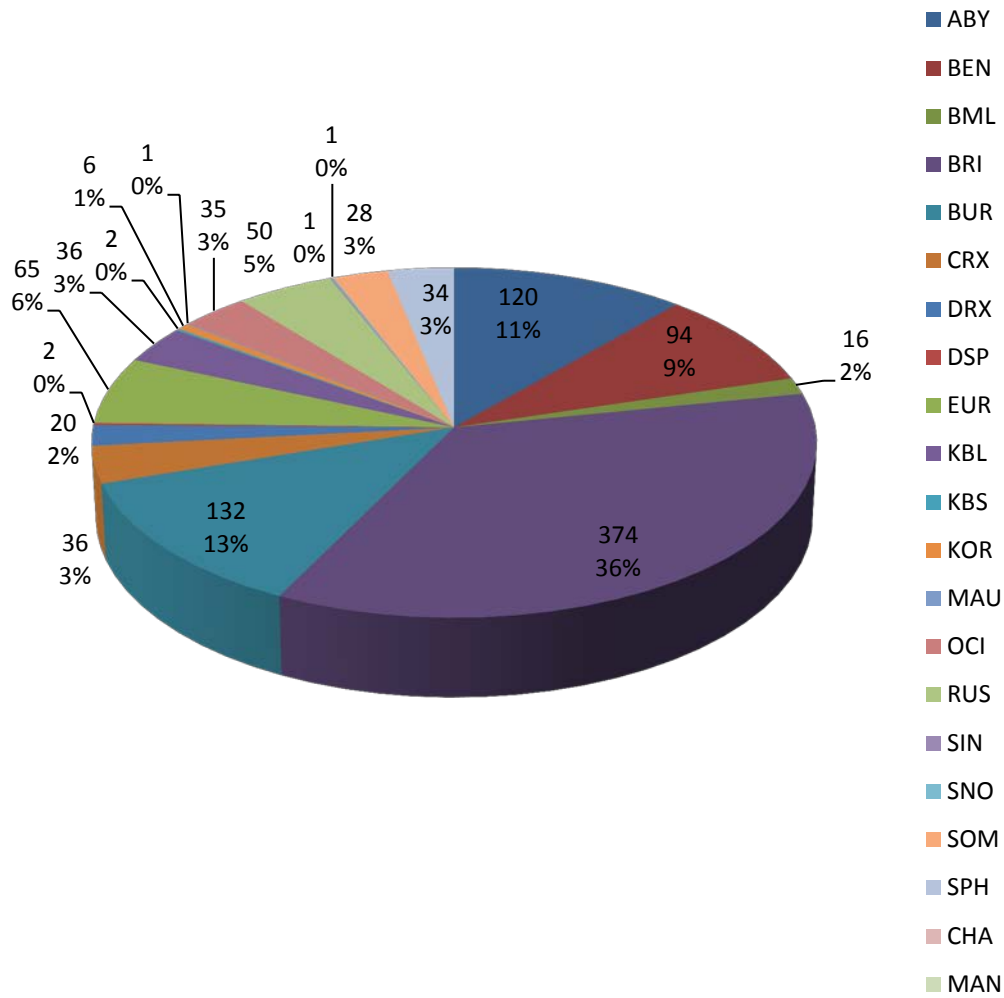
### 2012: Kategori I



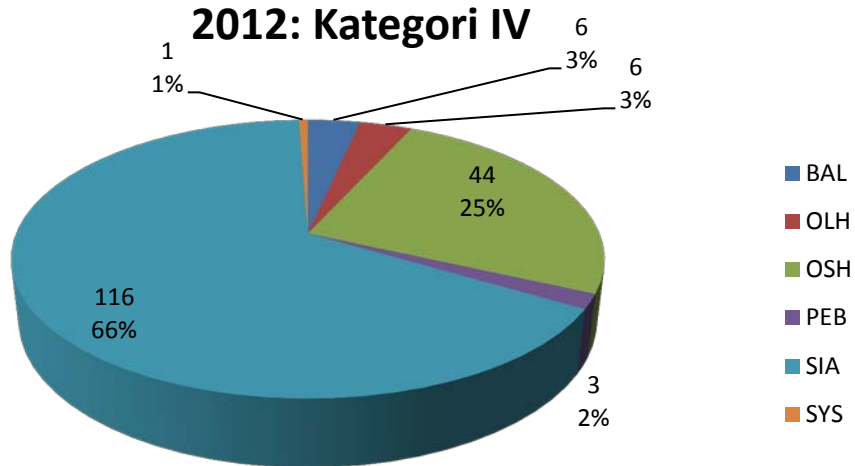
### 2012: Kategori II



### 2010: Kategori III



### 2012: Kategori IV



## 2012: Øvrige

