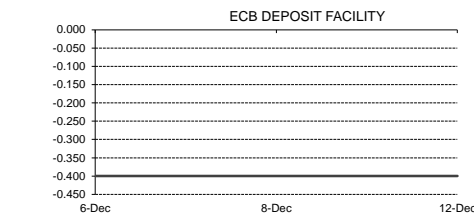
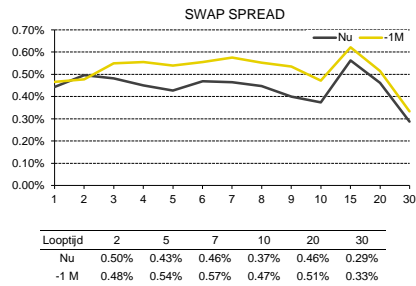
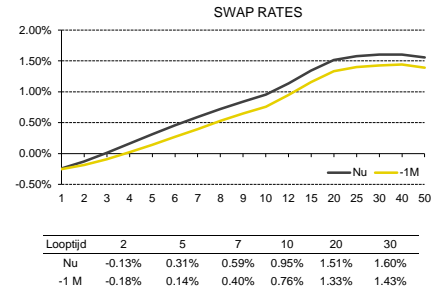
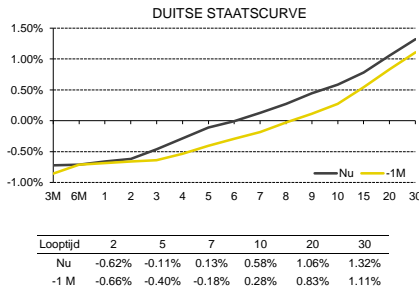
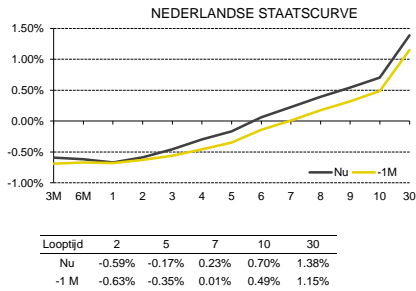
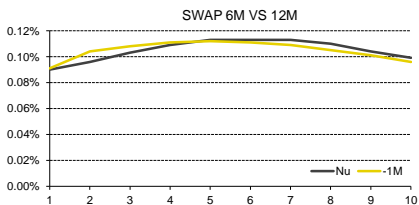
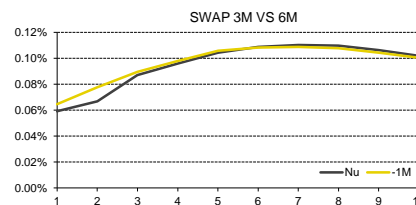
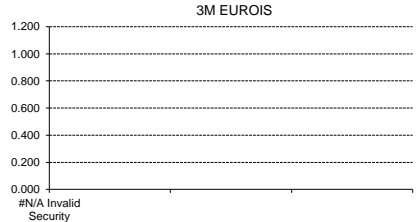
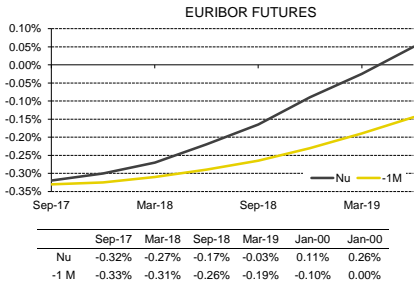
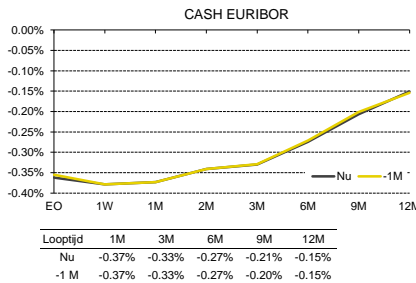


Rente Kapitaalmarkt

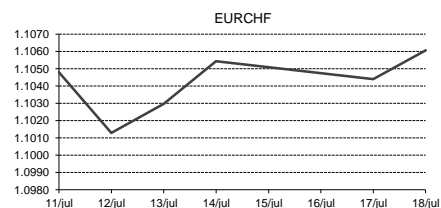
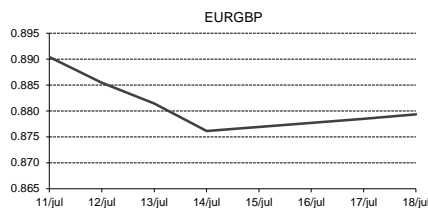
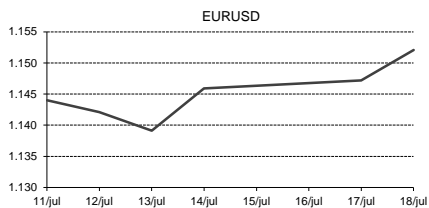


Rente Geldmarkt

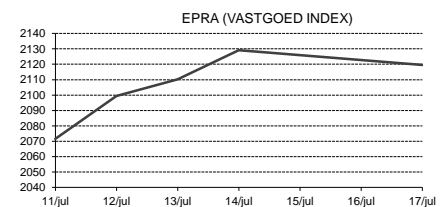
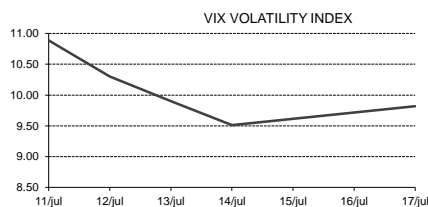
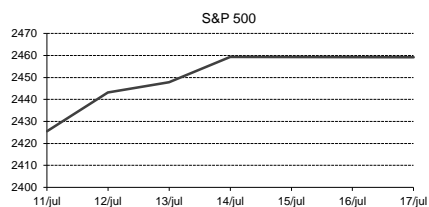
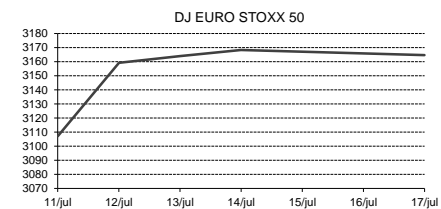
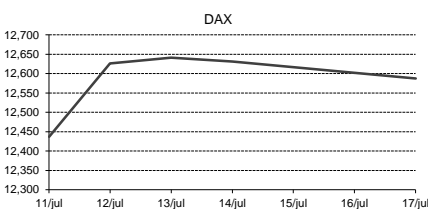
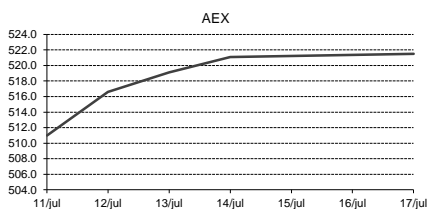


SWAPRENTE VS 3 M EURIBOR/LIBOR			BELEIDSRENTE		EURIBOR / LIBOR					3M EURIBOR / LIBOR FUTURE			KASGELD & DEPOSITO				
EUR	USD	GBP		LAST	EUR	USD	GBP	CHF	JPY		DATUM	MID	EUR	USD			
1Y	-0.3030	1.4263	0.4395	Eurozone	0.00	1M	-0.3730	1.2261	0.2514	-0.7820	-0.0290	3M EURIBOR FUTURE	Sep-17	-0.32	1M	-0.4000	-0.4000
2Y	-0.2060	1.5760	0.5655	Verenigde Staten	1.25	2M	-0.3410	1.2567	0.2670	-0.7560	-0.0066	3M EURIBOR FUTURE	Dec-17	-0.30	2M	-0.3900	-0.3900
3Y	-0.0800	1.6952	0.6712	Groot-Brittannië	0.25	3M	-0.3300	1.3036	0.2934	-0.7286	-0.0087	3M EURIBOR FUTURE	Mar-18	-0.27	3M	-0.3750	-0.3750
4Y	0.0575	1.7986	0.7650	Zwitserland	-0.75	6M	-0.2740	1.4560	0.4404	-0.6480	0.0113				6M	-0.3000	-0.3000
5Y	0.1969	1.8905	0.8585	Japan	0.10	9M	-0.2070	0.5508	NA	0.1430	0.3543	3M USD-LIBOR FUTURE	Sep-17	1.33	9M	-0.2300	-0.2300
6Y	0.3328	1.9733	0.9450	Australië	3.00	12M	-0.1510	1.7398	0.6537	-0.4910	0.1164	3M USD-LIBOR FUTURE	Dec-17	1.44	12M	-0.1950	-0.1950
7Y	0.4663	2.0490	1.0295	Turkije	6.50							3M USD-LIBOR FUTURE	Mar-18	1.52			
8Y	0.5958	2.1147	1.1070	Zweden	-0.50	STAATSRENTE											
9Y	0.7188	2.1739	1.1825	Noorwegen	0.50		EUR	USD	GBP	CHF	JPY	3M GBP-LIBOR FUTURE	Sep-17	0.36			
10Y	0.8333	2.2264	1.2480	IJsland	5.25	2Y	-0.6170	1.3600	0.3190	-0.7670	-0.1010	3M GBP-LIBOR FUTURE	Dec-17	0.46			
12Y	1.0297	2.3120	1.3608	Polen	1.50	5Y	-0.1100	1.8578	0.6700	-0.4370	-0.0460	3M GBP-LIBOR FUTURE	Mar-18	0.54			
15Y	1.2405	2.3973	1.4740	Canada	0.75	10Y	0.5820	2.3105	1.2870	0.0120	0.0740						
20Y	1.4257	2.4793	1.5665			30Y	1.3170	2.8977	1.9120	0.4540	0.8730						
30Y	1.5328	2.5215	1.5820														

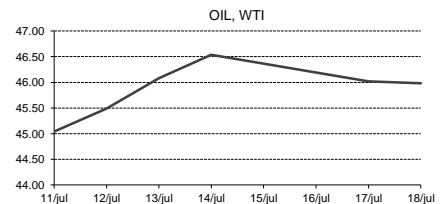
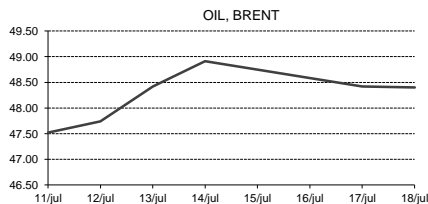
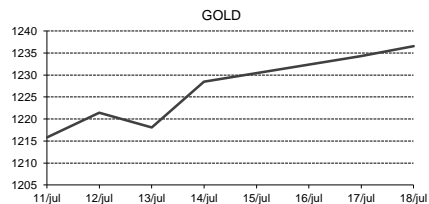
Valutamarkt



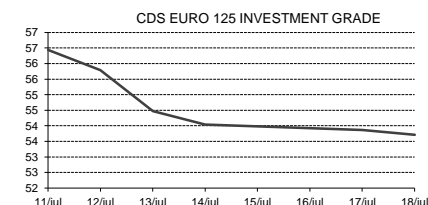
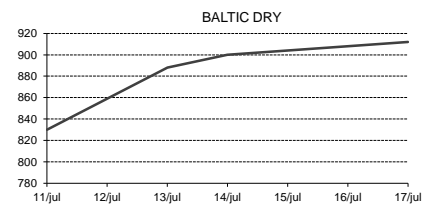
Aandelenmarkten



Grondstoffen



Diversen



VALUTA		AANDELENMARKTEN	
EUR - USD	1.152	AEX	521.50
EUR - GBP	0.879	AMX	818.25
EUR - JPY	129.320	DAX-30	12587.16
EUR - CHF	1.106	FTSE-100	7404.13
EUR - SEK	9.512	CAC-40	5230.17
EUR - NOK	9.330	DJ EURO STOXX 50	3164.53
EUR - DKK	7.437	S&P 500	2459.14
EUR - AUD	1.457	DOW JONES	21629.72
EUR - NZD	1.566	NASDAQ	6314.43
EUR - CNY	7.787	NIKKEI 225	19999.91
EUR - BRL	3.667	HANG SENG INDEX	26457.27

GRONDSTOFFEN	
OIL (BRENT)	\$ 48.40
OIL (WTI)	\$ 45.98
NATURAL GAS	\$ 37.20
GOUD	\$ 1,236.51
ALUMINIUM	\$ 1,925.00
COPPER	\$ 5,996.00
NICKEL	\$ 9,600.00
TIN	\$ 19,925.00
ZINC	\$ 2,815.00
LEAD	\$ 2,296.50
SILICON	\$ 1.16

EY MONTESQUIEU

BEZOEKADRES:
Buitenplaats Vaeshartelt
Weert 11
6222 PG MAASTRICHT

POSTADRES:
POSTBUS 414
6200 AK MAASTRICHT

TEL: 043 - 325 50 50
INFO@MONTESQUIEU.NL
WWW.MONTESQUIEU.NL

Montesquieu is een toonaangevend advieskantoor op het gebied van **Finance en Risk Management**. Vanuit ons kantoor in Maastricht bedienen wij grote bedrijven en instellingen door heel Nederland.

Montesquieu is volledig onafhankelijk en onze aanpak is praktisch en pragmatisch. Onze bedrijfscultuur is resultaatgericht, authentiek, informeel en straalt enthousiasme uit. Montesquieu behoort tot de snelst groeiende ondernemingen in Nederland en werd vijf jaar op rij door het Financiële Dagblad uitgeroepen tot 'FD Gazelle'.

Montesquieu heeft een vergunning op grond van de Wet op het financieel toezicht en staat onder toezicht van de Autoriteit Financiële Markten en De Nederlandsche Bank.