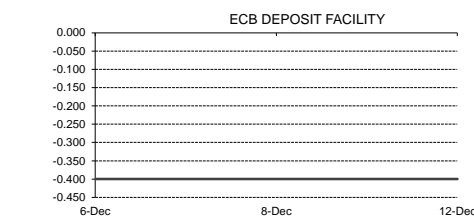
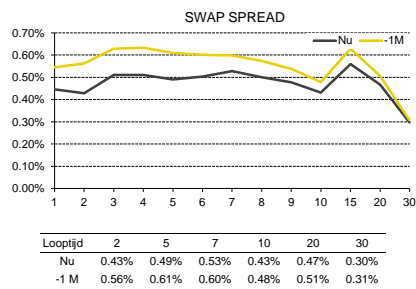
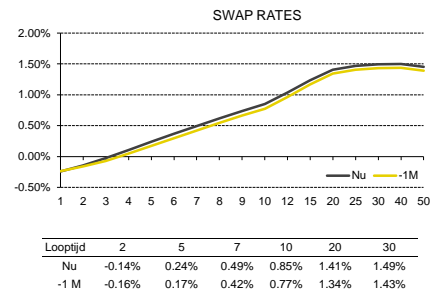
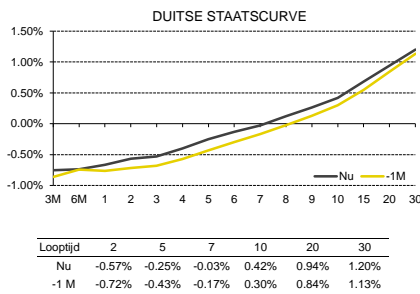
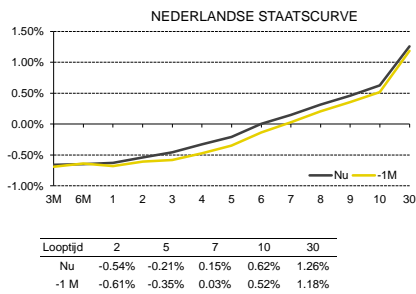
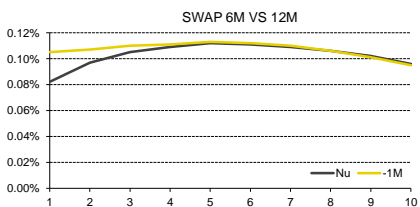
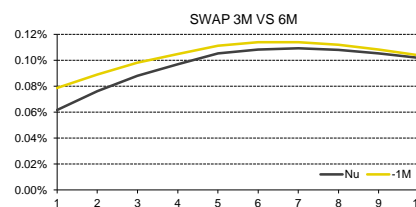

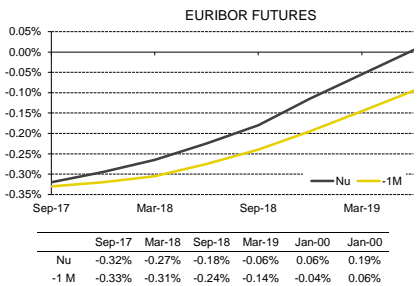
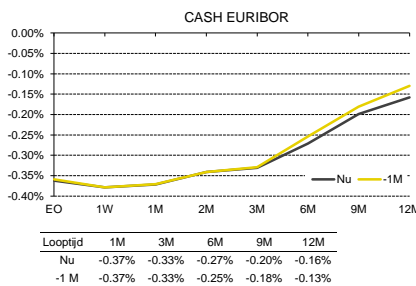


Rente Kapitaalmarkt

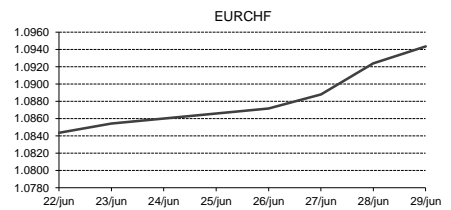
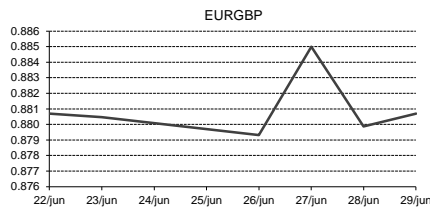
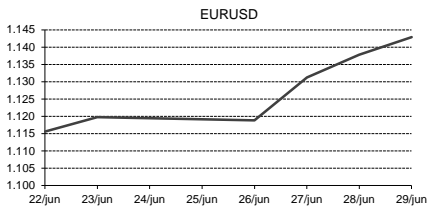


Rente Geldmarkt

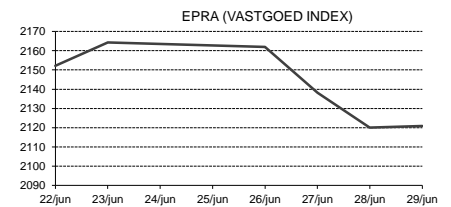
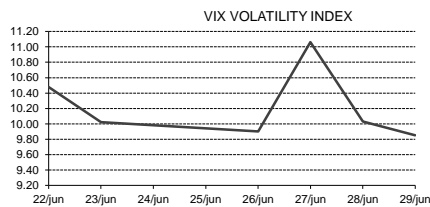
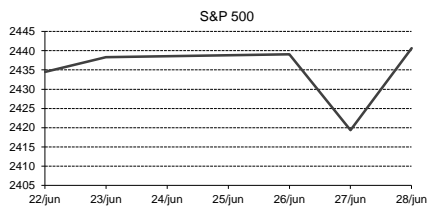
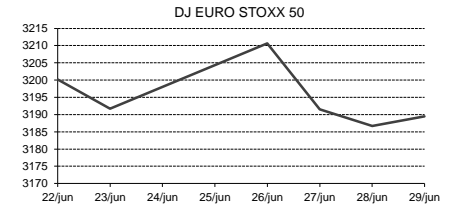
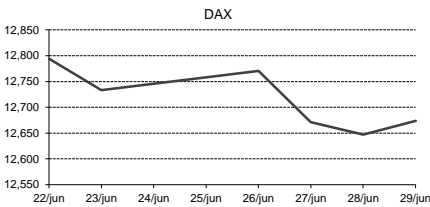
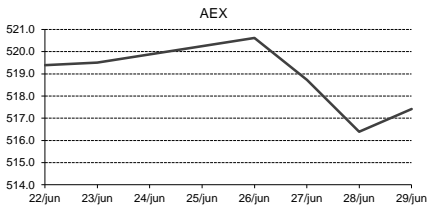


SWAPRENTE VS 3 M EURIBOR/LIBOR			BELEIDSRENTE		EURIBOR / LIBOR					3M EURIBOR / LIBOR FUTURE			KASGELD & DEPOSITO				
EUR	USD	GBP		LAST	EUR	USD	GBP	CHF	JPY		DATUM	MID	EUR	USD			
1Y	-0.3045	1.4235	0.4477	Eurozone	0.00	1M	-0.3720	1.2238	0.2514	-0.7884	-0.0254	3M EURIBOR FUTURE	Sep-17	-0.32	1M	-0.4000	-0.4000
2Y	-0.2227	1.5700	0.5770	Verenigde Staten	1.25	2M	-0.3410	1.2522	0.2712	-0.7606	-0.0057	3M EURIBOR FUTURE	Dec-17	-0.30	2M	-0.3900	-0.3900
3Y	-0.1137	1.6875	0.6790	Groot-Brittannië	0.25	3M	-0.3310	1.2951	0.3003	-0.7302	-0.0033	3M EURIBOR FUTURE	Mar-18	-0.27	3M	-0.3750	-0.3750
4Y	0.0045	1.7926	0.7685	Zwitserland	-0.75	6M	-0.2710	1.4468	0.4501	-0.6628	0.0201				6M	-0.3100	-0.3100
5Y	0.1324	1.8844	0.8520	Japan	0.10	9M	-0.1990	0.5508	NA	0.1430	0.3543	3M USD-LIBOR FUTURE	Sep-17	1.35	9M	-0.2400	-0.2400
6Y	0.2525	1.9649	0.9340	Australië	3.00	12M	-0.1580	1.7329	0.6571	-0.4934	0.1237	3M USD-LIBOR FUTURE	Dec-17	1.46	12M	-0.2075	-0.2075
7Y	0.3798	2.0340	1.0065	Turkije	6.50							3M USD-LIBOR FUTURE	Mar-18	1.54			
8Y	0.5060	2.0968	1.0775	Zweden	-0.50	STAATSRENTE											
9Y	0.6292	2.1523	1.1430	Noorwegen	0.50		EUR	USD	GBP	CHF	JPY	3M GBP-LIBOR FUTURE	Sep-17	0.40			
10Y	0.7445	2.2017	1.2050	IJsland	5.25	2Y	-0.5660	1.3612	0.3290	-0.8150	-0.1180	3M GBP-LIBOR FUTURE	Dec-17	0.50			
12Y	0.9390	2.2799	1.3075	Polen	1.50	5Y	-0.2500	1.8387	0.6450	-0.5220	-0.0780	3M GBP-LIBOR FUTURE	Mar-18	0.58			
15Y	1.1495	2.3573	1.4155	Canada	0.50	10Y	0.4200	2.2472	1.2040	-0.0660	0.0630						
20Y	1.3360	2.4288	1.4965			30Y	1.2000	2.7961	1.8110	0.3880	0.8170						
30Y	1.4458	2.4635	1.4940														

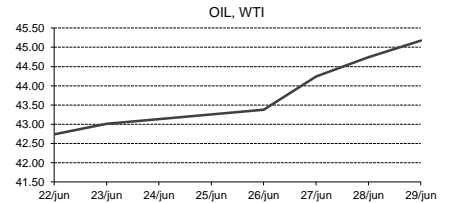
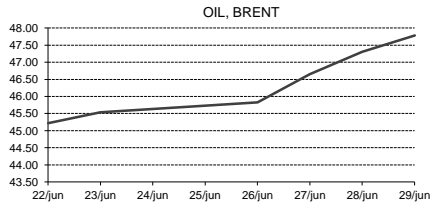
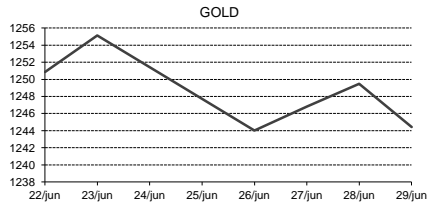
Valutamarkt



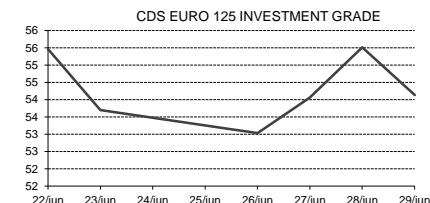
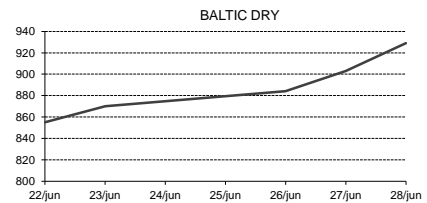
Aandelenmarkten



Grondstoffen



Diversen



VALUTA		AANDELENMARKTEN	
EUR - USD	1.143	AEX	517.41
EUR - GBP	0.881	AMX	803.51
EUR - JPY	128.670	DAX-30	12673.89
EUR - CHF	1.094	FTSE-100	7419.51
EUR - SEK	9.718	CAC-40	5249.29
EUR - NOK	9.567	DJ EURO STOXX 50	3189.48
EUR - DKK	7.437	S&P 500	2440.69
EUR - AUD	1.490	DOW JONES	21454.61
EUR - NZD	1.564	NASDAQ	6234.42
EUR - CNY	7.750	NIKKEI 225	20220.30
EUR - BRL	3.749	HANG SENG INDEX	25934.76

GRONDSTOFFEN	
OIL (BRENT)	\$ 47.78
OIL (WTI)	\$ 45.17
NATURAL GAS	\$ 38.45
GOUD	\$ 1,244.43
ALUMINIUM	\$ 1,893.00
COPPER	\$ 5,881.00
NICKEL	\$ 9,270.00
TIN	\$ 19,445.00
ZINC	\$ 2,734.00
LEAD	\$ 2,296.00
SILICON	\$ 1.13

EY MONTESQUIEU

BEZOEKADRES:
Buitenplaats Vaeshartelt
Weert 11
6222 PG MAASTRICHT

POSTADRES:
POSTBUS 414
6200 AK MAASTRICHT

TEL: 043 - 325 50 50
INFO@MONTESQUIEU.NL
WWW.MONTESQUIEU.NL

Montesquieu is een toonaangevend advieskantoor op het gebied van **Finance en Risk Management**. Vanuit ons kantoor in Maastricht bedienen wij grote bedrijven en instellingen door heel Nederland.

Montesquieu is volledig onafhankelijk en onze aanpak is praktisch en pragmatisch. Onze bedrijfscultuur is resultaatgericht, authentiek, informeel en straalt enthousiasme uit. Montesquieu behoort tot de snelst groeiende ondernemingen in Nederland en werd vijf jaar op rij door het Financiële Dagblad uitgeroepen tot 'FD Gazelle'.

Montesquieu heeft een vergunning op grond van de Wet op het financieel toezicht en staat onder toezicht van de Autoriteit Financiële Markten en De Nederlandsche Bank.