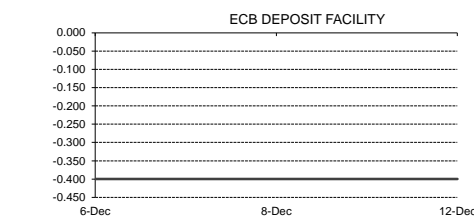
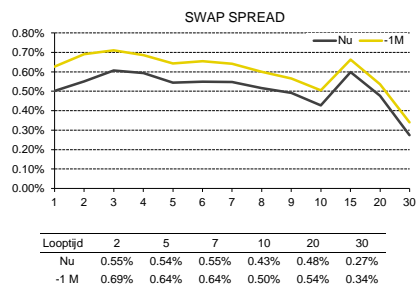
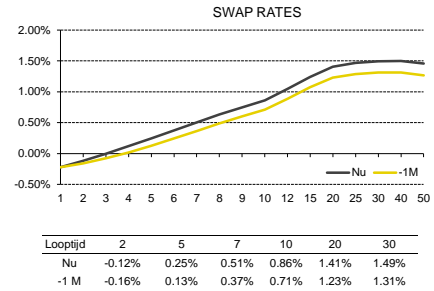
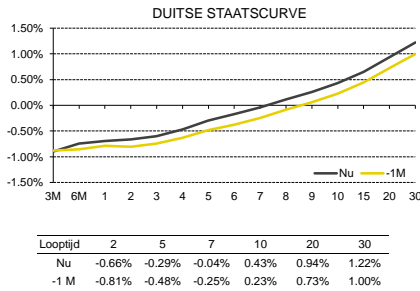
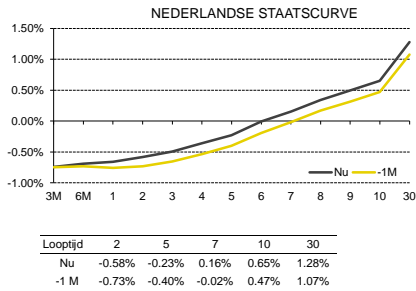
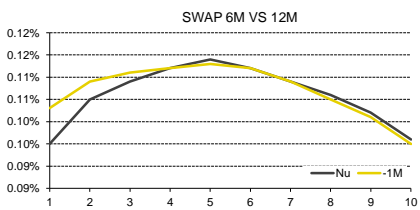
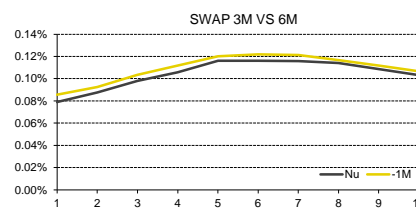
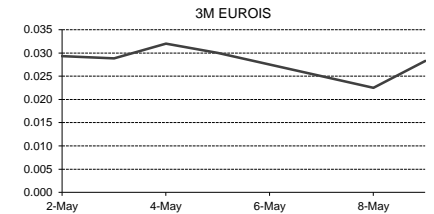
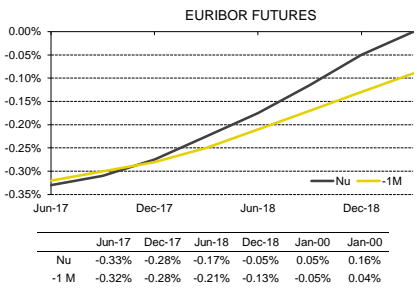
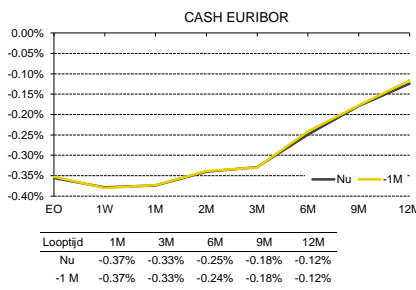


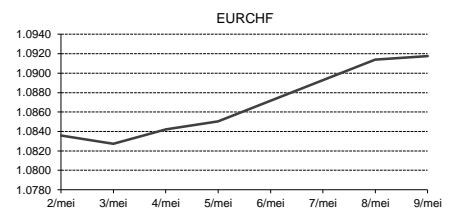
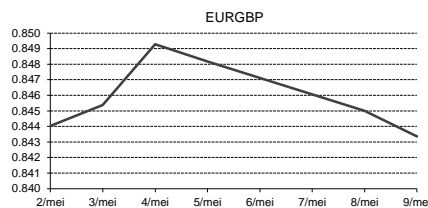
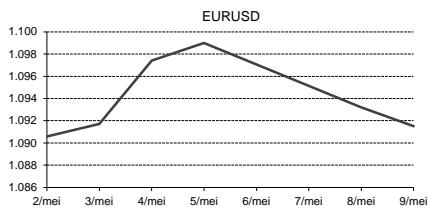
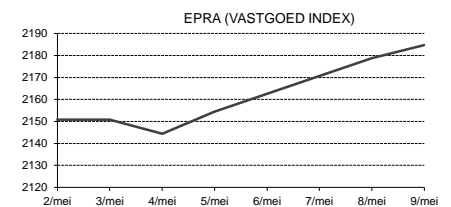
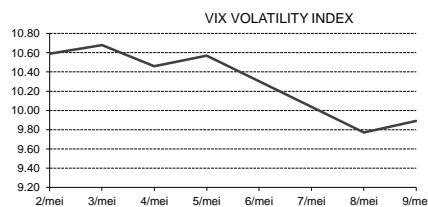
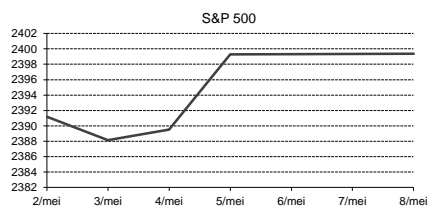
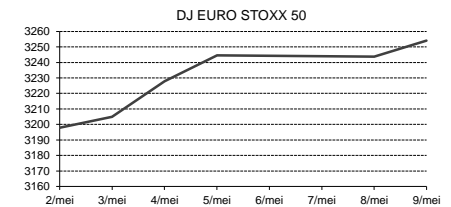
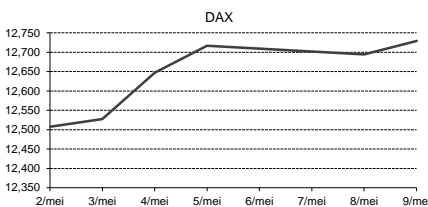
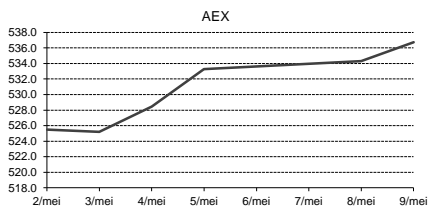
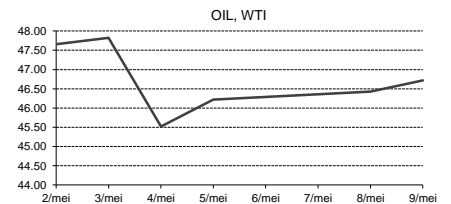
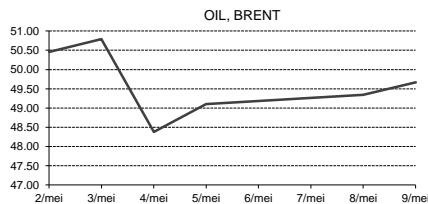
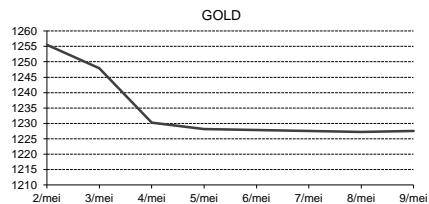
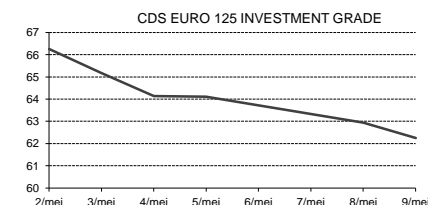
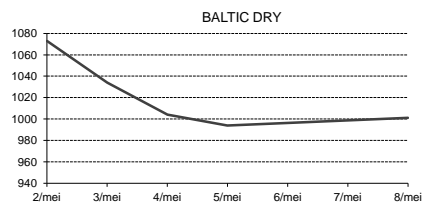
**Rente Kapitaalmarkt**



**Rente Geldmarkt**



SWAPRENTE VS 3 M EURIBOR/LIBOR				BELEIDSRENTE		EURIBOR / LIBOR					3M EURIBOR / LIBOR FUTURE			KASGELD & DEPOSITO			
EUR	USD	GBP			LAST	EUR	USD	GBP	CHF	JPY		DATUM	MID		EUR	USD	
1Y	-0.2985	1.4070	0.3849	Eurozone	0.00	1M	-0.3740	0.9944	0.2564	-0.7858	-0.0189	3M EURIBOR FUTURE	Jun-17	-0.33	1M	-0.4000	-0.4000
2Y	-0.2048	1.6105	0.4840	Verenigde Staten	1.00	2M	-0.3400	1.0600	0.2819	-0.7614	-0.0082	3M EURIBOR FUTURE	Sep-17	-0.31	2M	-0.3900	-0.3900
3Y	-0.1000	1.7685	0.5835	Groot-Brittannië	0.25	3M	-0.3290	1.1804	0.3212	-0.7320	0.0019	3M EURIBOR FUTURE	Dec-17	-0.28	3M	-0.3100	-0.3100
4Y	0.0115	1.8920	0.6795	Zwitserland	-0.75	6M	-0.2490	1.4327	0.4693	-0.6630	0.0243				6M	-0.2500	-0.2500
5Y	0.1300	1.9925	0.7735	Japan	0.10	9M	-0.1790	0.5508	NA	0.1430	0.3543	3M USD-LIBOR FUTURE	Jun-17	1.30	9M	-0.1950	-0.1950
6Y	0.2575	2.0770	0.8630	Australië	3.00	12M	-0.1240	1.7790	0.6838	-0.4904	0.1336	3M USD-LIBOR FUTURE	Sep-17	1.43	12M	-0.0250	-0.0250
7Y	0.3875	2.1493	0.9460	Turkije	6.50							3M USD-LIBOR FUTURE	Dec-17	1.52			
8Y	0.5185	2.2105	1.0215	Zweden	-0.50	<b>STAATSRENTE</b>					3M GBP-LIBOR FUTURE	Jun-17	0.33				
9Y	0.6415	2.2636	1.0950	Noorwegen	0.50		EUR	USD	GBP	CHF	JPY	3M GBP-LIBOR FUTURE	Sep-17	0.38			
10Y	0.7580	2.3123	1.1620	IJsland	5.75	2Y	-0.6590	1.3325	0.1690	-0.8320	-0.1830	3M GBP-LIBOR FUTURE	Dec-17	0.43			
12Y	0.9530	2.3913	1.2755	Polen	1.50	5Y	-0.2940	1.9147	0.5800	-0.5080	-0.1350						
15Y	1.1605	2.4660	1.3872	Canada	0.50	10Y	0.4340	2.3923	1.1780	-0.0370	0.0360						
20Y	1.3410	2.5440	1.4672			30Y	1.2220	3.0311	1.8480	0.4110	0.8260						
30Y	1.4490	2.5615	1.4660														

**Valutamarkt**

**Aandelenmarkten**

**Grondstoffen**

**Diversen**

**VALUTA**

EUR - USD	1.092
EUR - GBP	0.843
EUR - JPY	123.980
EUR - CHF	1.092
EUR - SEK	9.656
EUR - NOK	9.432
EUR - DKK	7.440
EUR - AUD	1.486
EUR - NZD	1.585
EUR - CNY	7.540
EUR - BRL	3.491

**AANDELENMARKTEN**

AEX	536.75
AMX	803.19
DAX-30	12729.49
FTSE-100	7314.90
CAC-40	5401.88
DJ EURO STOXX 50	3254.00
S&P 500	2399.38
DOW JONES	21012.28
NASDAQ	6102.66
NIKKEI 225	19843.00
HANG SENG INDEX	24840.21

**GRONDSTOFFEN**

OIL (BRENT)	\$ 49.67
OIL (WTI)	\$ 46.73
NATURAL GAS	\$ 36.99
GOUD	\$ 1,227.57
ALUMINIUM	\$ 1,884.00
COPPER	\$ 5,486.00
NICKEL	\$ 9,145.00
TIN	\$ 19,700.00
ZINC	\$ 2,589.00
LEAD	\$ 2,169.50
SILICON	\$ 1.05

**EY MONTESQUIEU**

**BEZOEKADRES:**  
Buitenplaats Vaeshartelt  
Weert 11  
6222 PG MAASTRICHT

**POSTADRES:**  
POSTBUS 414  
6200 AK MAASTRICHT

**TEL:** 043 - 325 50 50  
**INFO@MONTESQUIEU.NL**  
**WWW.MONTESQUIEU.NL**

Montesquieu is een toonaangevend advieskantoor op het gebied van **Finance en Risk Management**. Vanuit ons kantoor in Maastricht bedienen wij grote bedrijven en instellingen door heel Nederland.

Montesquieu is volledig onafhankelijk en onze aanpak is praktisch en pragmatisch. Onze bedrijfscultuur is resultaatgericht, authentiek, informeel en straalt enthousiasme uit. Montesquieu behoort tot de snelst groeiende ondernemingen in Nederland en werd vijf jaar op rij door het Financiële Dagblad uitgeroepen tot 'FD Gazelle'.

Montesquieu heeft een vergunning op grond van de Wet op het financieel toezicht en staat onder toezicht van de Autoriteit Financiële Markten en De Nederlandsche Bank.