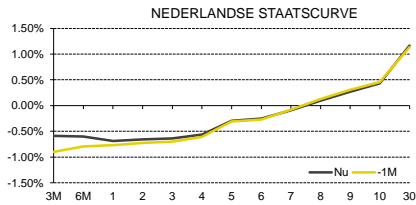
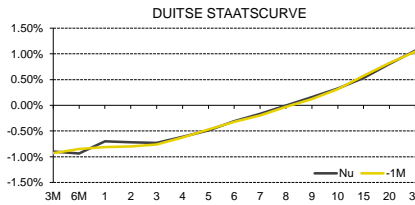


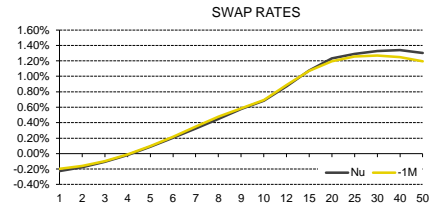
Rente Kapitaalmarkt



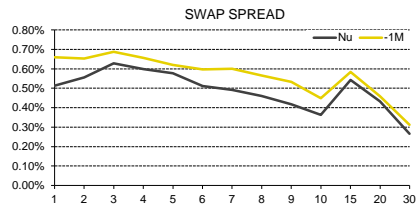
Looptijd	2	5	7	10	30
Nu	-0.66%	-0.29%	-0.09%	0.43%	1.16%
-1 M	-0.72%	-0.31%	-0.08%	0.46%	1.13%




Looptijd	2	5	7	10	20	30
Nu	-0.72%	-0.49%	-0.16%	0.32%	0.81%	1.06%
-1 M	-0.80%	-0.47%	-0.19%	0.31%	0.82%	1.05%



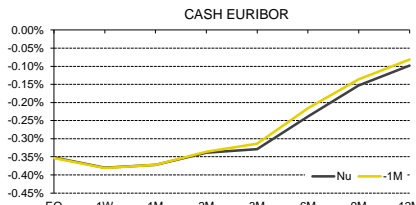
Looptijd	2	5	7	10	20	30
Nu	-0.18%	0.09%	0.33%	0.69%	1.23%	1.33%
-1 M	-0.16%	0.10%	0.35%	0.69%	1.19%	1.27%



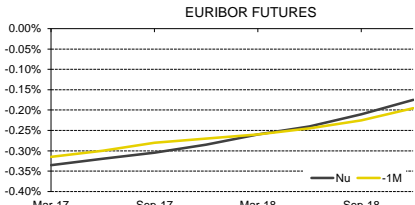
Looptijd	2	5	7	10	20	30
Nu	0.56%	0.58%	0.49%	0.36%	0.43%	0.27%
-1 M	0.65%	0.62%	0.60%	0.45%	0.46%	0.31%



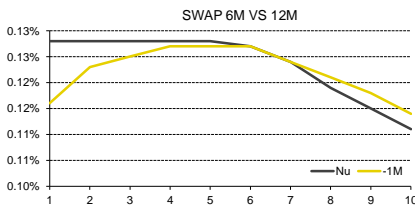
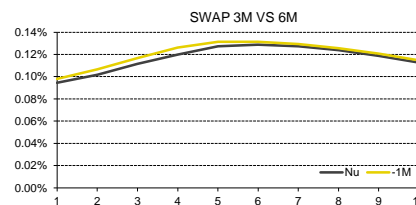
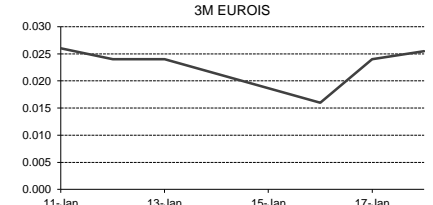
Rente Geldmarkt



Looptijd	1M	3M	6M	9M	12M
Nu	-0.37%	-0.33%	-0.24%	-0.15%	-0.10%
-1 M	-0.37%	-0.31%	-0.22%	-0.14%	-0.08%

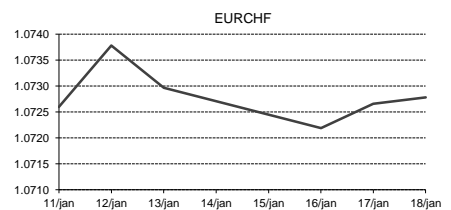
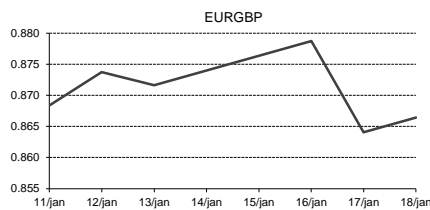
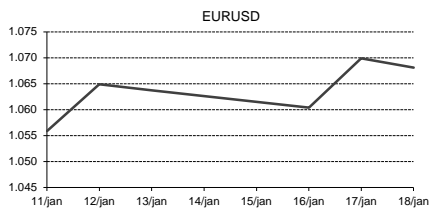


	Mar-17	Sep-17	Mar-18	Sep-18	Jan-00	Jan-00
Nu	-0.34%	-0.31%	-0.26%	-0.21%	-0.13%	-0.05%
-1 M	-0.32%	-0.28%	-0.26%	-0.23%	-0.16%	-0.07%

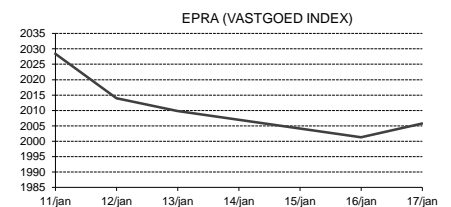
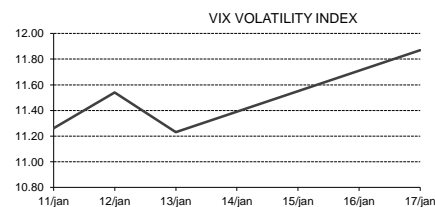
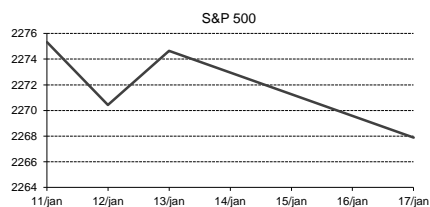
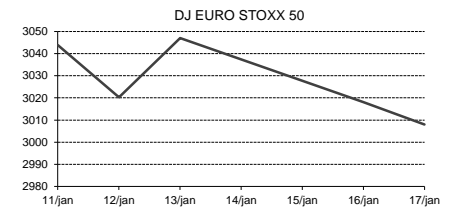
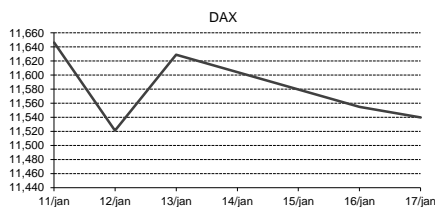
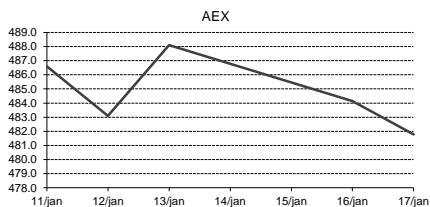


SWAPRENTE VS 3 M EURIBOR/LIBOR			BELEIDSRENTE		EURIBOR / LIBOR					3M EURIBOR / LIBOR FUTURE			KASGELD & DEPOSITO				
	EUR	USD	GBP		LAST	EUR	USD	GBP	CHF	JPY		DATUM	MID	EUR	USD		
1Y	-0.3211	1.2150	0.4123	Eurozone	0.00	1M	-0.3720	0.7678	0.2626	-0.7890	-0.0297	3M EURIBOR FUTURE	Mar-17	-0.34	1M	-0.3500	-0.3500
2Y	-0.2797	1.4543	0.4980	Verenigde Staten	0.75	2M	-0.3390	0.8367	0.3178	-0.7506	-0.0060	3M EURIBOR FUTURE	Jun-17	-0.32	2M	-0.3600	-0.3600
3Y	-0.2186	1.6420	0.5896	Groot-Brittannië	0.25	3M	-0.3290	1.0237	0.3566	-0.7272	-0.0241	3M EURIBOR FUTURE	Sep-17	-0.31	3M	-0.3000	-0.3000
4Y	-0.1403	1.7773	0.6855	Zwitserland	-0.75	6M	-0.2390	1.3329	0.5224	-0.6614	0.0178				6M	-0.2100	-0.2100
5Y	-0.0361	1.8825	0.7725	Japan	0.10	9M	-0.1530	0.5508	NA	0.1430	0.3543	3M USD-LIBOR FUTURE	Mar-17	1.07	9M	-0.1200	-0.1200
6Y	0.0740	1.9703	0.8831	Australië	3.00	12M	-0.0980	1.7018	0.7678	-0.5030	0.1273	3M USD-LIBOR FUTURE	Jun-17	1.24	12M	-0.0450	-0.0450
7Y	0.1982	2.0445	0.9610	Turkije	6.50												
8Y	0.3260	2.1070	1.0465	Zweden	-0.50												
9Y	0.4528	2.1613	1.1445	Noorwegen	0.50												
10Y	0.5712	2.2072	1.2173	IJsland	5.75												
12Y	0.7693	2.2845	1.2992	Polen	1.50												
15Y	0.9810	2.3556	1.4130	Canada	0.50												
20Y	1.1652	2.4186	1.5033														
30Y	1.2720	2.4446	1.4750														
					STAATSRENTE					3M GBP-LIBOR FUTURE							
										Mar-17							
										0.38							
										Jun-17							
										0.41							
										Sep-17							
										0.46							

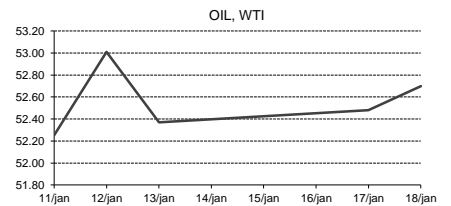
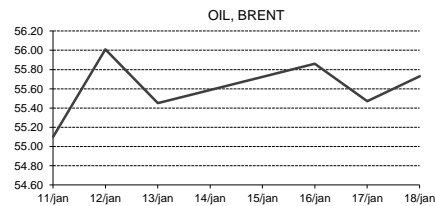
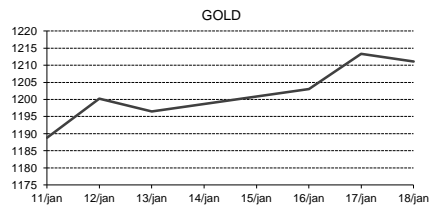
Valutamarkt



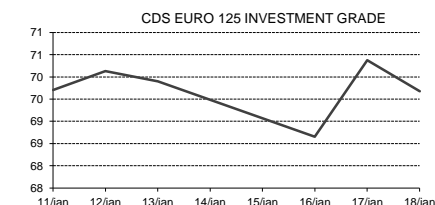
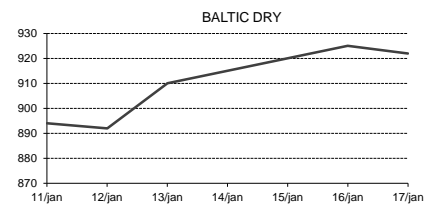
Aandelenmarkten



Grondstoffen



Diversen



VALUTA		AANDELENMARKTEN	
EUR - USD	1.068	AEX	481.77
EUR - GBP	0.866	AMX	686.64
EUR - JPY	121.050	DAX-30	11540.00
EUR - CHF	1.073	FTSE-100	7220.38
EUR - SEK	9.519	CAC-40	4859.69
EUR - NOK	9.053	DJ EURO STOXX 50	3007.95
EUR - DKK	7.436	S&P 500	2267.89
EUR - AUD	1.416	DOW JONES	19826.77
EUR - NZD	1.485	NASDAQ	5538.73
EUR - CNY	7.310	NIKKEI 225	18894.37
EUR - BRL	3.430	HANG SENG INDEX	23115.91

GRONDSTOFFEN	
OIL (BRENT)	\$ 55.72
OIL (WTI)	\$ 52.70
NATURAL GAS	\$ 52.94
GOUD	\$ 1,210.95
ALUMINIUM	\$ 1,803.50
COPPER	\$ 5,754.00
NICKEL	\$ 10,160.00
TIN	\$ 21,100.00
ZINC	\$ 2,716.50
LEAD	\$ 2,295.00
SILICON	\$ 1.01

EY MONTESQUIEU

BEZOEKADRES: Buitenplaats Vaeshartelt Weert 11 6222 PG MAASTRICHT

POSTADRES: POSTBUS 414 6200 AK MAASTRICHT

TEL: 043 - 325 50 50
INFO@MONTESQUIEU.NL
WWW.MONTESQUIEU.NL

Montesquieu is een toonaangevend advieskantoor op het gebied van **Finance en Risk Management**. Vanuit ons kantoor in Maastricht bedienen wij grote bedrijven en instellingen door heel Nederland.

Montesquieu is volledig onafhankelijk en onze aanpak is praktisch en pragmatisch. Onze bedrijfscultuur is resultaatgericht, authentiek, informeel en straalt enthousiasme uit. Montesquieu behoort tot de snelst groeiende ondernemingen in Nederland en werd vijf jaar op rij door het Financiële Dagblad uitgeroepen tot 'FD Gazelle'.

Montesquieu heeft een vergunning op grond van de Wet op het financieel toezicht en staat onder toezicht van de Autoriteit Financiële Markten en De Nederlandsche Bank.