
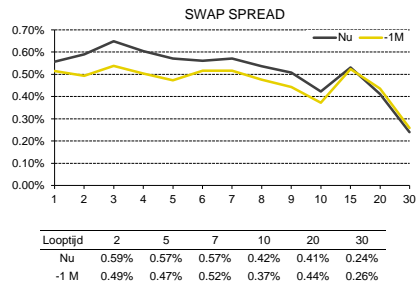
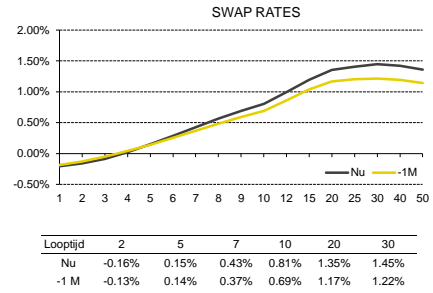
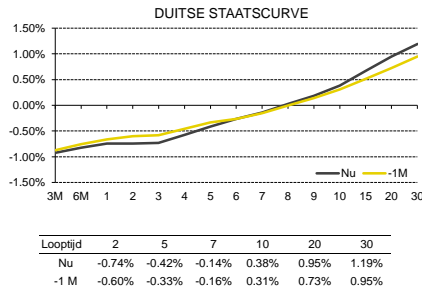
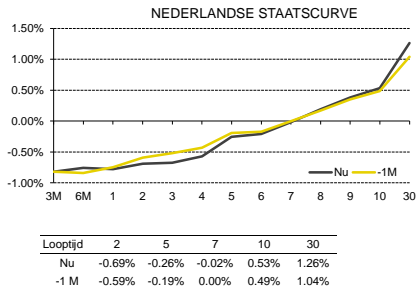
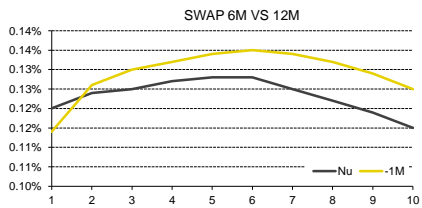
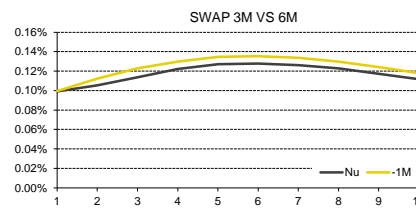
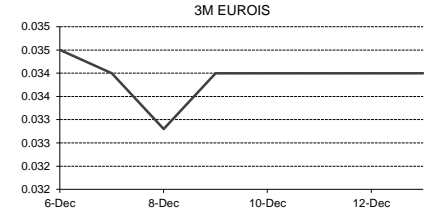
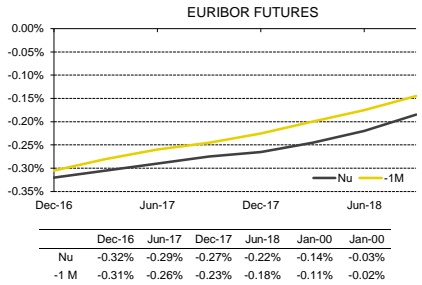
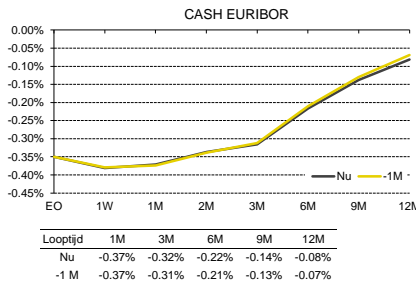


**Rente Kapitaalmarkt**

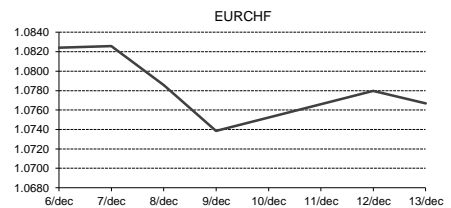
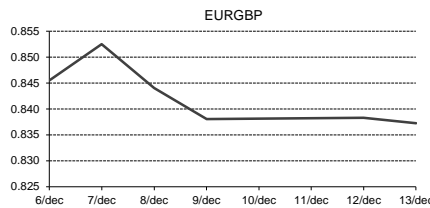
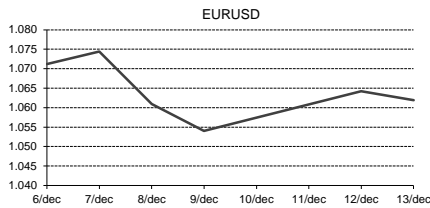


**Rente Geldmarkt**

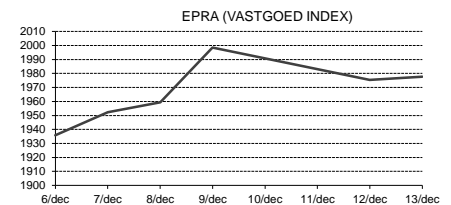
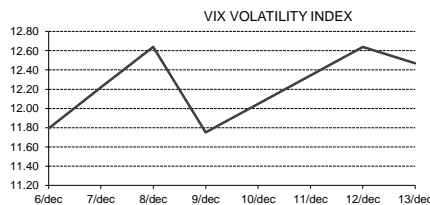
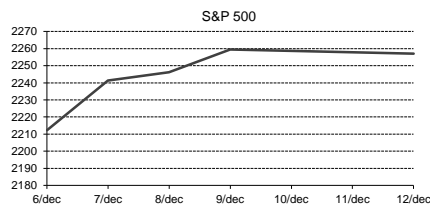
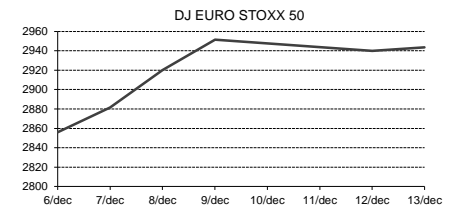
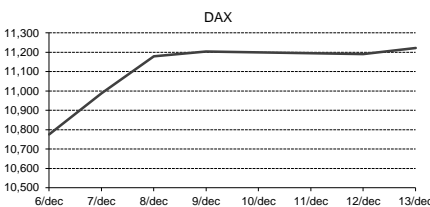
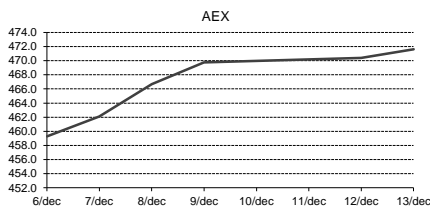


SWAPRENTE VS 3 M EURIBOR/LIBOR			BELEIDSRENTE		EURIBOR / LIBOR					3M EURIBOR / LIBOR FUTURE			KASGELD & DEPOSITO				
EUR	USD	GBP		LAST	EUR	USD	GBP	CHF	JPY		DATUM	MID	EUR	USD			
1Y	-0.3010	1.1248	0.4180	Eurozone	0.00	1M	-0.3710	0.6800	0.2589	-0.8178	-0.1079	3M EURIBOR FUTURE	Dec-16	-0.32	1M	-0.3700	-0.3700
2Y	-0.2680	1.3515	0.5075	Verenigde Staten	0.50	2M	-0.3370	0.7714	0.3256	-0.7740	-0.0889	3M EURIBOR FUTURE	Mar-17	-0.31	2M	-0.3600	-0.3600
3Y	-0.1985	1.5588	0.6196	Groot-Brittannië	0.25	3M	-0.3160	0.9565	0.3769	-0.7372	-0.0513	3M EURIBOR FUTURE	Jun-17	-0.29	3M	-0.3200	-0.3200
4Y	-0.0990	1.7295	0.7415	Zwitserland	-0.75	6M	-0.2170	1.2960	0.5401	-0.6696	0.0086				6M	-0.2200	-0.2200
5Y	0.0230	1.8750	0.8555	Japan	0.10	9M	-0.1380	0.5508	NA	0.1430	0.3543	3M USD-LIBOR FUTURE	Dec-16	0.99	9M	-0.1550	-0.1550
6Y	0.1600	1.9965	0.9660	Australië	3.00	12M	-0.0810	1.6484	0.7911	-0.5004	0.1146	3M USD-LIBOR FUTURE	Mar-17	1.06	12M	-0.1200	-0.1200
7Y	0.3010	2.0910	1.0645	Turkije	6.50							3M USD-LIBOR FUTURE	Jun-17	1.20			
8Y	0.4420	2.1845	1.1585	Zweden	-0.50	<b>STAATSRENTE</b>											
9Y	0.5730	2.2527	1.2462	Noorwegen	0.50		EUR	USD	GBP	CHF	JPY	3M GBP-LIBOR FUTURE	Dec-16	0.38			
10Y	0.6937	2.3118	1.3200	IJsland	6.00	2Y	-0.7410	1.1373	0.1120	-0.9230	-0.1760	3M GBP-LIBOR FUTURE	Mar-17	0.40			
12Y	0.8965	2.4075	1.4383	Polen	1.50	5Y	-0.4150	1.8791	0.5840	-0.6170	-0.0750	3M GBP-LIBOR FUTURE	Jun-17	0.43			
15Y	1.1095	2.5005	1.5472	Canada	0.50	10Y	0.3830	2.4622	1.4390	-0.0410	0.0860						
20Y	1.2890	2.5820	1.6159			30Y	1.1930	3.1420	2.1020	0.5380	0.8090						
30Y	1.3832	2.6270	1.5950														

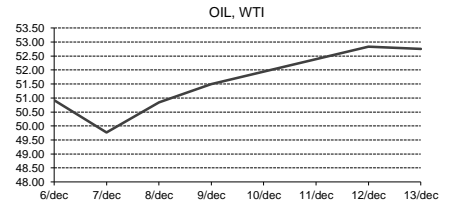
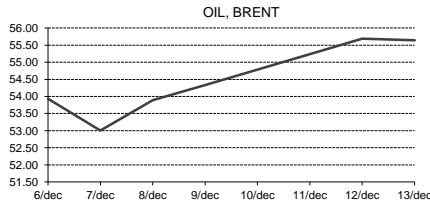
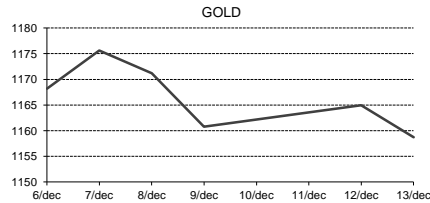
**Valutamarkt**



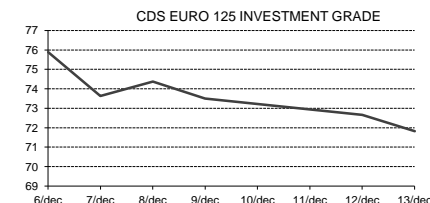
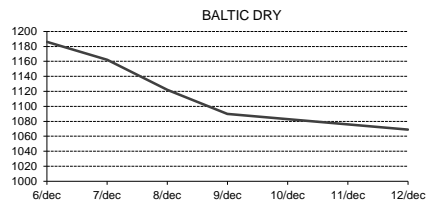
**Aandelenmarkten**



**Grondstoffen**



**Diversen**



VALUTA		AANDELENMARKTEN	
EUR - USD	1.062	AEX	471.63
EUR - GBP	0.837	AMX	665.19
EUR - JPY	122.500	DAX-30	11221.89
EUR - CHF	1.077	FTSE-100	6880.52
EUR - SEK	9.722	CAC-40	4761.90
EUR - NOK	8.947	DJ EURO STOXX 50	2943.57
EUR - DKK	7.436	S&P 500	2256.96
EUR - AUD	1.418	DOW JONES	19796.43
EUR - NZD	1.477	NASDAQ	5412.54
EUR - CNY	7.330	NIKKEI 225	19250.52
EUR - BRL	3.545	HANG SENG INDEX	22446.70

GRONDSTOFFEN	
OIL (BRENT)	\$ 55.63
OIL (WTI)	\$ 52.76
NATURAL GAS	\$ 44.95
GOUD	\$ 1,158.69
ALUMINIUM	\$ 1,742.50
COPPER	\$ 5,768.00
NICKEL	\$ 11,300.00
TIN	\$ 21,025.00
ZINC	\$ 2,732.00
LEAD	\$ 2,352.00
SILICON	\$ 1.00

**EY MONTESQUIEU**

BEZOEKADRES:  
Buitenplaats Vaeshartelt  
Weert 11  
6222 PG MAASTRICHT

POSTADRES:  
POSTBUS 414  
6200 AK MAASTRICHT

TEL: 043 - 325 50 50  
INFO@MONTESQUIEU.NL  
WWW.MONTESQUIEU.NL

Montesquieu is een toonaangevend advieskantoor op het gebied van **Finance en Risk Management**. Vanuit ons kantoor in Maastricht bedienen wij grote bedrijven en instellingen door heel Nederland.

Montesquieu is volledig onafhankelijk en onze aanpak is praktisch en pragmatisch. Onze bedrijfscultuur is resultaatgericht, authentiek, informeel en straalt enthousiasme uit. Montesquieu behoort tot de snelst groeiende ondernemingen in Nederland en werd vijf jaar op rij door het Financiële Dagblad uitgeroepen tot 'FD Gazelle'.

Montesquieu heeft een vergunning op grond van de Wet op het financieel toezicht en staat onder toezicht van de Autoriteit Financiële Markten en De Nederlandsche Bank.