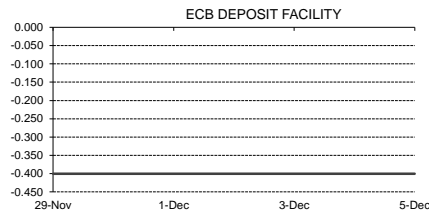
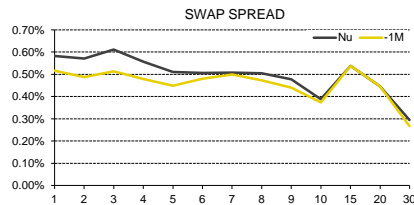
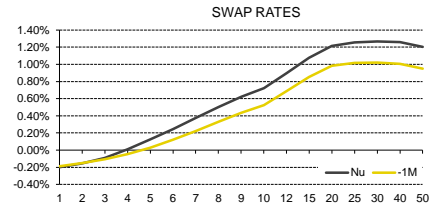
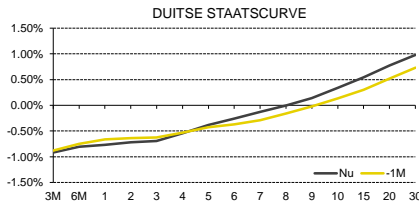
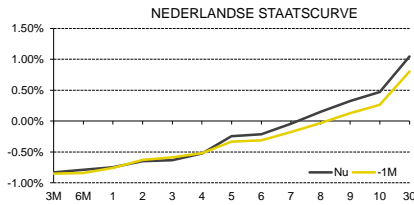
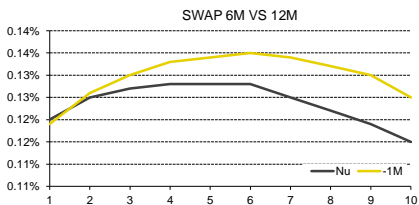
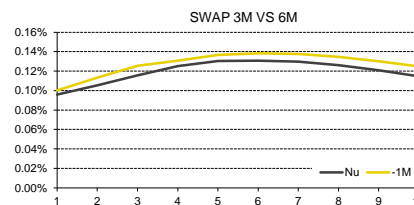
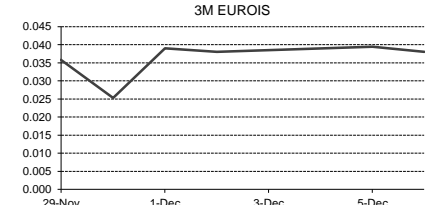
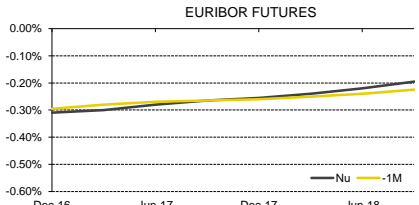
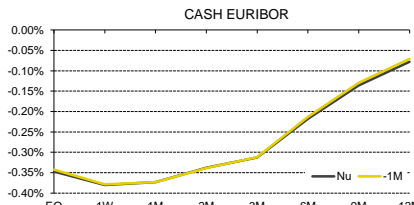


Rente Kapitaalmarkt

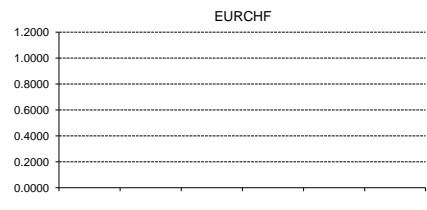
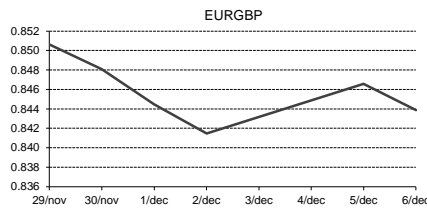
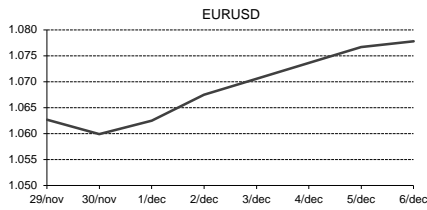


Rente Geldmarkt

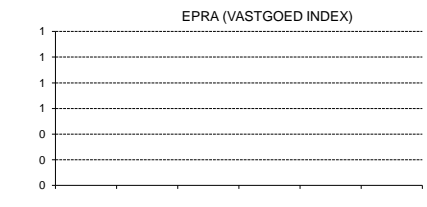
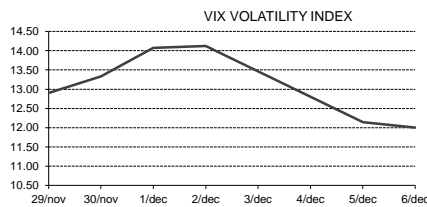
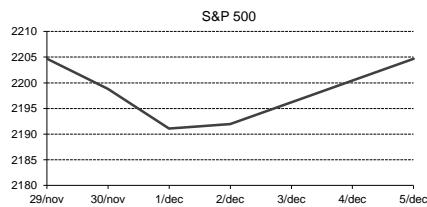
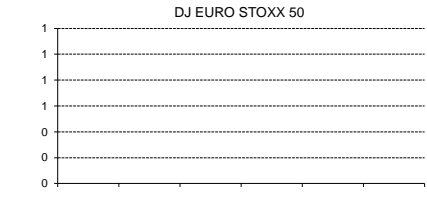
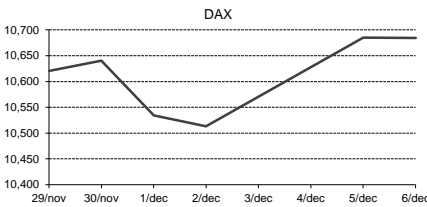
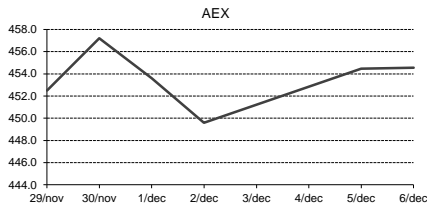


SWAPRENTE VS 3 M EURIBOR/LIBOR			BELEIDSRENTE		EURIBOR / LIBOR					3M EURIBOR / LIBOR FUTURE			KASGELD & DEPOSITO																																																																																																																																																																																																																																																																																																																																																																																																														
1Y	2Y	3Y	4Y	5Y	6Y	7Y	8Y	9Y	10Y	12Y	15Y	20Y	30Y	EUR	USD	GBP	CHF	JPY	DATUM	MID	1M	2M	3M	6M	9M	12M																																																																																																																																																																																																																																																																																																																																																																																																	
-0.2940	-0.2625	-0.2055	-0.1210	-0.0077	0.1121	0.2405	0.3705	0.4950	0.6078	0.7925	0.9885	1.1469	1.2183	1.1055	1.3240	1.5211	1.6810	1.8105	2.1508	2.2040	2.2890	2.3735	2.4485	2.4873	1.1055	0.4251	0.5045	0.6080	0.7130	0.8130	0.9120	1.0000	1.0835	1.1635	1.2333	1.3428	1.4455	1.5120	1.4910	Eurozone	0.00	EUR	0.3700	0.4950	0.6078	0.7925	0.9885	1.1469	1.2183	1.1055	0.4251	0.5045	0.6080	0.7130	0.8130	0.9120	1.0000	1.0835	1.1635	1.2333	1.3428	1.4455	1.5120	1.4910	Verenigde Staten	0.50	USD	0.2405	0.3705	0.4950	0.6078	0.7925	0.9885	1.1469	1.2183	1.1055	0.4251	0.5045	0.6080	0.7130	0.8130	0.9120	1.0000	1.0835	1.1635	1.2333	1.3428	1.4455	1.5120	1.4910	Groot-Brittannië	0.25	GBP	0.3705	0.4950	0.6078	0.7925	0.9885	1.1469	1.2183	1.1055	0.4251	0.5045	0.6080	0.7130	0.8130	0.9120	1.0000	1.0835	1.1635	1.2333	1.3428	1.4455	1.5120	1.4910	Zwitserland	-0.75	CHF	0.2405	0.3705	0.4950	0.6078	0.7925	0.9885	1.1469	1.2183	1.1055	0.4251	0.5045	0.6080	0.7130	0.8130	0.9120	1.0000	1.0835	1.1635	1.2333	1.3428	1.4455	1.5120	1.4910	Japan	0.10	JPY	0.2405	0.3705	0.4950	0.6078	0.7925	0.9885	1.1469	1.2183	1.1055	0.4251	0.5045	0.6080	0.7130	0.8130	0.9120	1.0000	1.0835	1.1635	1.2333	1.3428	1.4455	1.5120	1.4910	Australië	3.00	EUR	0.3705	0.4950	0.6078	0.7925	0.9885	1.1469	1.2183	1.1055	0.4251	0.5045	0.6080	0.7130	0.8130	0.9120	1.0000	1.0835	1.1635	1.2333	1.3428	1.4455	1.5120	1.4910	Turkije	6.50	USD	0.2405	0.3705	0.4950	0.6078	0.7925	0.9885	1.1469	1.2183	1.1055	0.4251	0.5045	0.6080	0.7130	0.8130	0.9120	1.0000	1.0835	1.1635	1.2333	1.3428	1.4455	1.5120	1.4910	Zweden	-0.50	GBP	0.3705	0.4950	0.6078	0.7925	0.9885	1.1469	1.2183	1.1055	0.4251	0.5045	0.6080	0.7130	0.8130	0.9120	1.0000	1.0835	1.1635	1.2333	1.3428	1.4455	1.5120	1.4910	Noorwegen	0.50	CHF	0.2405	0.3705	0.4950	0.6078	0.7925	0.9885	1.1469	1.2183	1.1055	0.4251	0.5045	0.6080	0.7130	0.8130	0.9120	1.0000	1.0835	1.1635	1.2333	1.3428	1.4455	1.5120	1.4910	IJsland	6.00	JPY	0.2405	0.3705	0.4950	0.6078	0.7925	0.9885	1.1469	1.2183	1.1055	0.4251	0.5045	0.6080	0.7130	0.8130	0.9120	1.0000	1.0835	1.1635	1.2333	1.3428	1.4455	1.5120	1.4910	Polen	1.50	EUR	0.3705	0.4950	0.6078	0.7925	0.9885	1.1469	1.2183	1.1055	0.4251	0.5045	0.6080	0.7130	0.8130	0.9120	1.0000	1.0835	1.1635	1.2333	1.3428	1.4455	1.5120	1.4910	Canada	0.50	USD	0.2405	0.3705	0.4950	0.6078	0.7925	0.9885	1.1469	1.2183	1.1055	0.4251	0.5045	0.6080	0.7130	0.8130	0.9120	1.0000	1.0835	1.1635	1.2333	1.3428	1.4455	1.5120	1.4910	Staatsrente	0.50	GBP	0.3705	0.4950	0.6078	0.7925	0.9885	1.1469	1.2183	1.1055	0.4251	0.5045	0.6080	0.7130	0.8130	0.9120	1.0000	1.0835	1.1635	1.2333	1.3428	1.4455	1.5120	1.4910	3M EURIBOR FUTURE	Dec-16	-0.31	3M EURIBOR FUTURE	Mar-17	-0.30	3M EURIBOR FUTURE	Jun-17	-0.28	3M USD-LIBOR FUTURE	Dec-16	0.99	3M USD-LIBOR FUTURE	Mar-17	1.05	3M USD-LIBOR FUTURE	Jun-17	1.18	3M GBP-LIBOR FUTURE	Dec-16	0.39	3M GBP-LIBOR FUTURE	Mar-17	0.41	3M GBP-LIBOR FUTURE	Jun-17	0.44	KASGELD & DEPOSITO	1M	-0.4100	2M	-0.1900	3M	-0.3000	6M	-0.2150	9M	-0.0850	12M	-0.0500

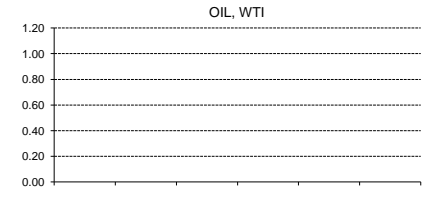
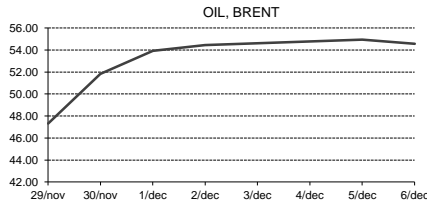
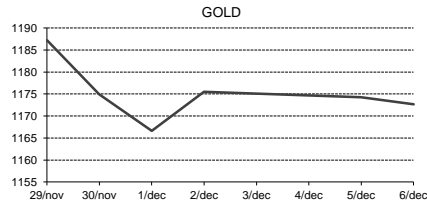
Valutamarkt



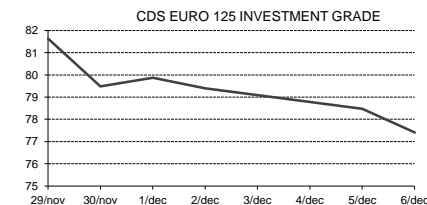
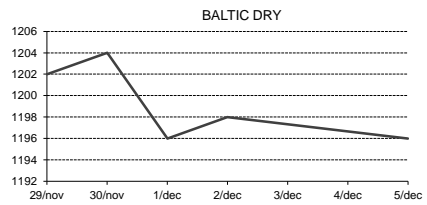
Aandelenmarkten



Grondstoffen



Diversen



VALUTA		AANDELENMARKTEN	
EUR - USD	1.078	AEX	454.56
EUR - GBP	0.844	AMX	651.05
EUR - JPY	122.780	DAX-30	10684.23
EUR - CHF	1.084	FTSE-100	6733.86
EUR - SEK	9.827	CAC-40	4573.52
EUR - NOK	8.996	DJ EURO STOXX 50	2829.04
EUR - DKK	7.439	S&P 500	2204.71
EUR - AUD	1.449	DOW JONES	19216.24
EUR - NZD	1.511	NASDAQ	5308.89
EUR - CNY	7.413	NIKKEI 225	18360.54
EUR - BRL	3.689	HANG SENG INDEX	22675.15

GRONDSTOFFEN	
OIL (BRENT)	\$ 54.58
OIL (WTI)	#N/A Invalid Security
NATURAL GAS	\$ 44.71
GOUD	\$ 1,172.64
ALUMINIUM	\$ 1,724.00
COPPER	\$ 5,950.00
NICKEL	\$ 11,640.00
TIN	\$ 21,175.00
ZINC	\$ 2,766.00
LEAD	\$ 2,321.00
SILICON	\$ 0.92

EY MONTESQUIEU

BEZOEKADRES:
Buitenplaats Vaeshartelt
Weert 11
6222 PG MAASTRICHT

POSTADRES:
POSTBUS 414
6200 AK MAASTRICHT

TEL: 043 - 325 50 50
INFO@MONTESQUIEU.NL
WWW.MONTESQUIEU.NL

Montesquieu is een toonaangevend advieskantoor op het gebied van **Finance en Risk Management**. Vanuit ons kantoor in Maastricht bedienen wij grote bedrijven en instellingen door heel Nederland.

Montesquieu is volledig onafhankelijk en onze aanpak is praktisch en pragmatisch. Onze bedrijfscultuur is resultaatgericht, authentiek, informeel en straalt enthousiasme uit. Montesquieu behoort tot de snelst groeiende ondernemingen in Nederland en werd vijf jaar op rij door het Financiële Dagblad uitgeroepen tot 'FD Gazelle'.

Montesquieu heeft een vergunning op grond van de Wet op het financieel toezicht en staat onder toezicht van de Autoriteit Financiële Markten en De Nederlandsche Bank.