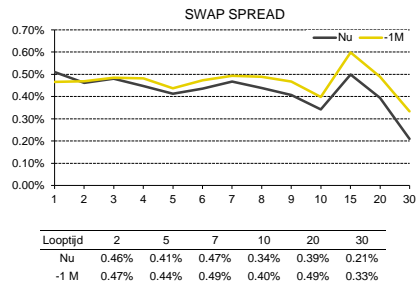
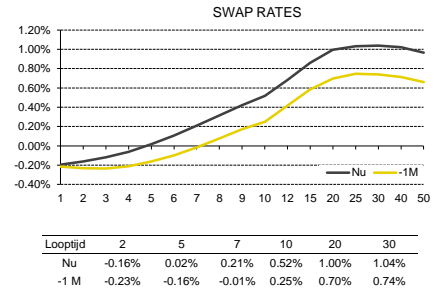
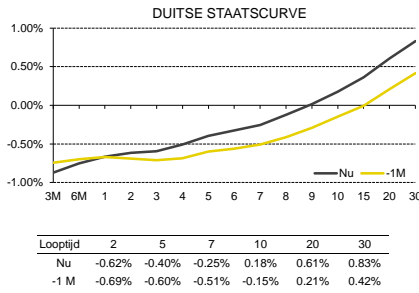
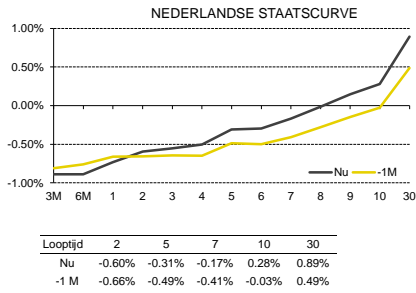
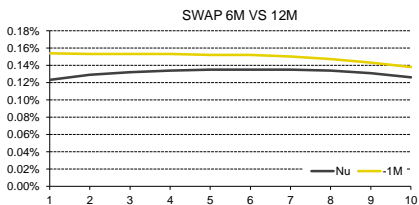
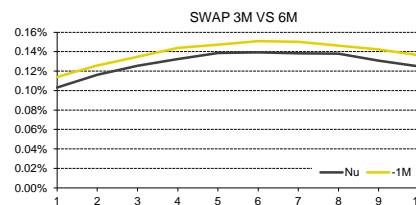
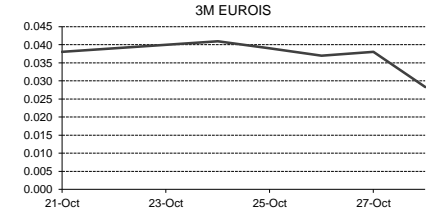
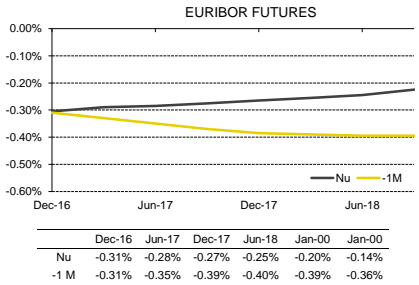
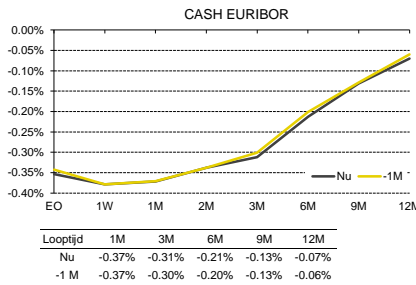


**Rente Kapitaalmarkt**

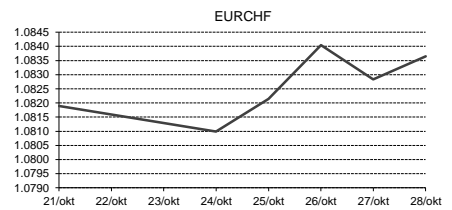
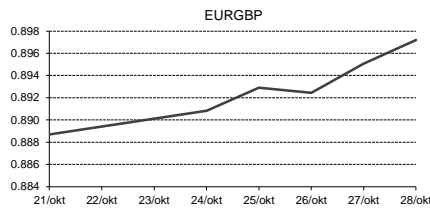
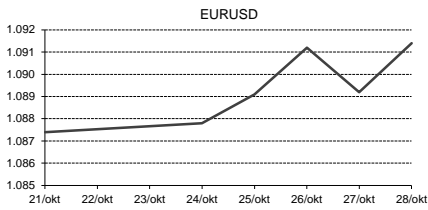


**Rente Geldmarkt**

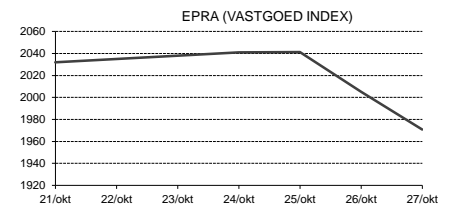
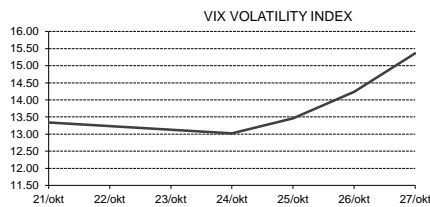
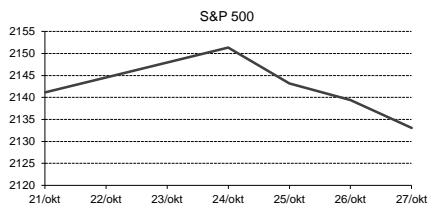
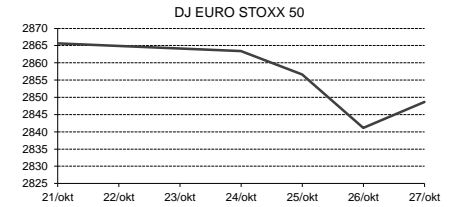
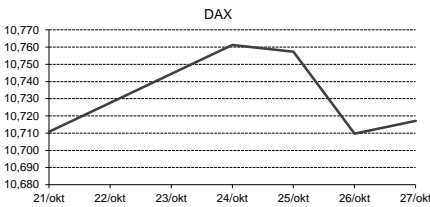
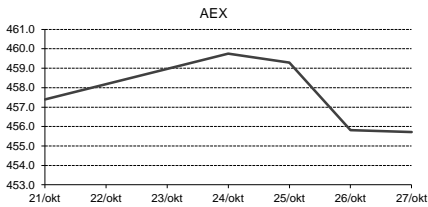


SWAPRENTE VS 3 M EURIBOR/LIBOR			BELEIDSRENTE		EURIBOR / LIBOR					3M EURIBOR / LIBOR FUTURE			KASGELD & DEPOSITO				
	EUR	USD	GBP		LAST	EUR	USD	GBP	CHF	JPY		DATUM	MID	EUR	USD		
1Y	-0.2980	0.9970	0.4320	Eurozone	0.00	1M	-0.3720	0.5348	0.2638	-0.7854	-0.0233	3M EURIBOR FUTURE	Dec-16	-0.31	1M	-0.3300	-0.3300
2Y	-0.2755	1.0983	0.4823	Verenigde Staten	0.50	2M	-0.3380	0.6700	0.3308	-0.7560	-0.0156	3M EURIBOR FUTURE	Mar-17	-0.29	2M	-0.3600	-0.3600
3Y	-0.2370	1.1870	0.5795	Groot-Brittannië	0.25	3M	-0.3120	0.8904	0.4024	-0.7280	-0.0241	3M EURIBOR FUTURE	Jun-17	-0.28	3M	-0.3200	-0.3200
4Y	-0.1825	1.2765	0.6660	Zwitserland	-0.75	6M	-0.2130	1.2610	0.5638	-0.6432	0.0113				6M	-0.2300	-0.2300
5Y	-0.1080	1.3628	0.7470	Japan	0.10	9M	-0.1310	0.5508	NA	0.1430	0.3543	3M USD-LIBOR FUTURE	Dec-16	0.96	9M	-0.1500	-0.1500
6Y	-0.0149	1.4440	0.8290	Australië	3.00	12M	-0.0700	1.5796	0.8065	-0.4900	0.1151	3M USD-LIBOR FUTURE	Mar-17	1.00	12M	-0.1100	-0.1100
7Y	0.0912	1.5215	0.9162	Turkije	6.50	STAATSRENTE					3M USD-LIBOR FUTURE	Jun-17	1.06				
8Y	0.2027	1.5890	0.9843	Zweden	-0.50		EUR	USD	GBP	CHF	JPY	3M GBP-LIBOR FUTURE	Dec-16	0.41			
9Y	0.3136	1.6512	1.0580	Noorwegen	0.50	2Y	-0.6170	0.8843	0.2930	-0.9690	-0.2280	3M GBP-LIBOR FUTURE	Mar-17	0.42			
10Y	0.4180	1.7045	1.1250	IJsland	6.00	5Y	-0.3960	1.3456	0.6070	-0.7520	-0.1840	3M GBP-LIBOR FUTURE	Jun-17	0.44			
12Y	0.5995	1.7987	1.1960	Polen	1.50	10Y	0.1750	1.8539	1.2530	-0.3810	-0.0330						
15Y	0.7925	1.8960	1.3327	Canada	0.50	30Y	0.8310	2.6123	1.8620	0.1370	0.5150						
20Y	0.9510	1.9960	1.3960														
30Y	1.0180	2.0620	1.3845														

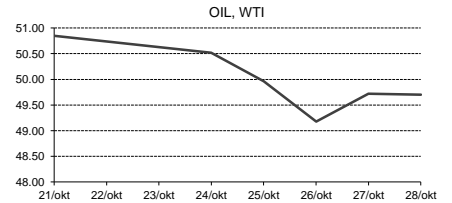
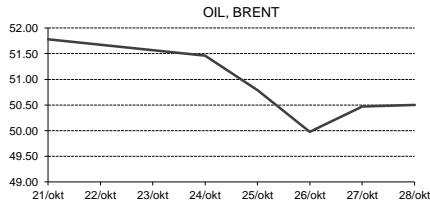
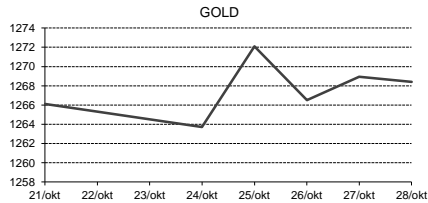
**Valutamarkt**



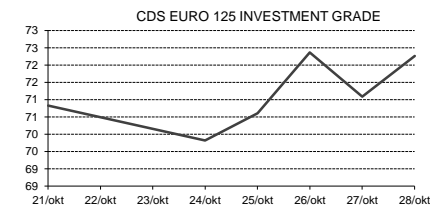
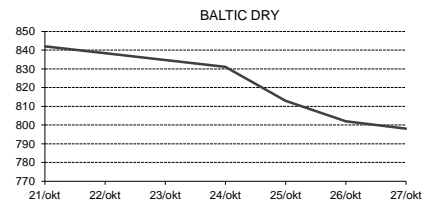
**Aandelenmarkten**



**Grondstoffen**



**Diversen**



VALUTA		AANDELENMARKTEN		GRONDSTOFFEN	
EUR - USD	1.091	AEX	455.71	OIL (BRENT)	\$ 50.50
EUR - GBP	0.897	AMX	657.68	OIL (WTI)	\$ 49.70
EUR - JPY	114.970	DAX-30	10717.08	NATURAL GAS	\$ 50.51
EUR - CHF	1.084	FTSE-100	6986.57	GOUD	\$ 1,268.40
EUR - SEK	9.907	CAC-40	4533.57	ALUMINIUM	\$ 1,687.00
EUR - NOK	9.019	DJ EURO STOXX 50	2848.66	COPPER	\$ 4,790.00
EUR - DKK	7.438	S&P 500	2133.04	NICKEL	\$ 10,360.00
EUR - AUD	1.441	DOW JONES	18169.68	TIN	\$ 20,380.00
EUR - NZD	1.531	NASDAQ	5215.98	ZINC	\$ 2,364.00
EUR - CNY	7.403	NIKKEI 225	17446.41	LEAD	\$ 2,046.00
EUR - BRL	3.456	HANG SENG INDEX	22962.91	SILICON	\$ 0.90

**EY MONTESQUIEU**

**BEZOEKADRES:** Buitenplaats Vaeshartelt Weert 11 6222 PG MAASTRICHT

**POSTADRES:** POSTBUS 414 6200 AK MAASTRICHT

**TEL:** 043 - 325 50 50  
**INFO@MONTESQUIEU.NL**  
**WWW.MONTESQUIEU.NL**

Montesquieu is een toonaangevend advieskantoor op het gebied van **Finance en Risk Management**. Vanuit ons kantoor in Maastricht bedienen wij grote bedrijven en instellingen door heel Nederland.

Montesquieu is volledig onafhankelijk en onze aanpak is praktisch en pragmatisch. Onze bedrijfscultuur is resultaatgericht, authentiek, informeel en straalt enthousiasme uit. Montesquieu behoort tot de snelst groeiende ondernemingen in Nederland en werd vijf jaar op rij door het Financiële Dagblad uitgeroepen tot 'FD Gazelle'.

Montesquieu heeft een vergunning op grond van de Wet op het financieel toezicht en staat onder toezicht van de Autoriteit Financiële Markten en De Nederlandsche Bank.