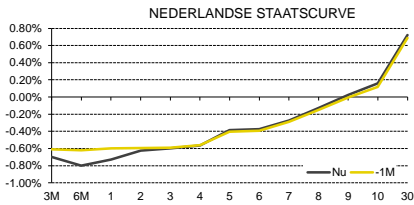
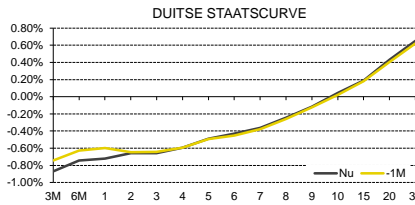


**Rente Kapitaalmarkt**



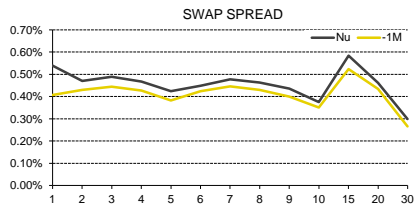
Looptijd	2	5	7	10	30
Nu	-0.63%	-0.38%	-0.27%	0.16%	0.72%
-1 M	-0.60%	-0.40%	-0.29%	0.12%	0.69%



Looptijd	2	5	7	10	20	30
Nu	-0.66%	-0.49%	-0.36%	0.04%	0.43%	0.65%
-1 M	-0.65%	-0.49%	-0.38%	0.02%	0.41%	0.62%

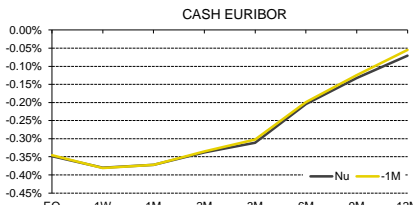


Looptijd	2	5	7	10	20	30
Nu	-0.20%	-0.06%	0.11%	0.42%	0.89%	0.95%
-1 M	-0.22%	-0.11%	0.07%	0.37%	0.84%	0.88%

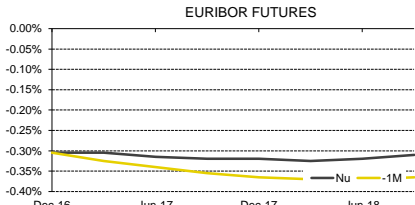


Looptijd	2	5	7	10	20	30
Nu	0.47%	0.42%	0.48%	0.37%	0.46%	0.30%
-1 M	0.43%	0.38%	0.45%	0.35%	0.43%	0.27%

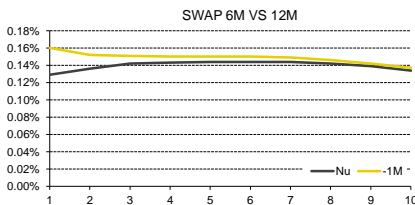
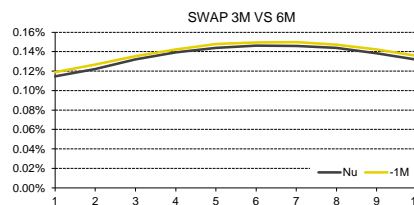
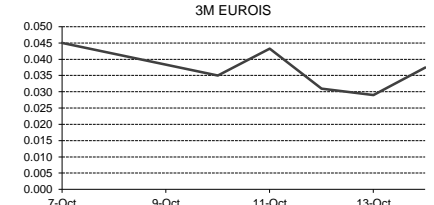
**Rente Geldmarkt**



Looptijd	1M	3M	6M	9M	12M
Nu	-0.37%	-0.31%	-0.20%	-0.13%	-0.07%
-1 M	-0.37%	-0.30%	-0.20%	-0.13%	-0.06%

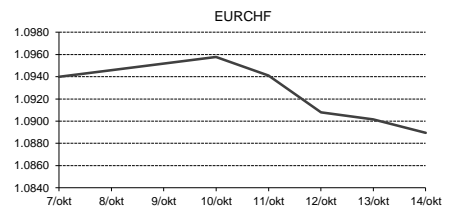
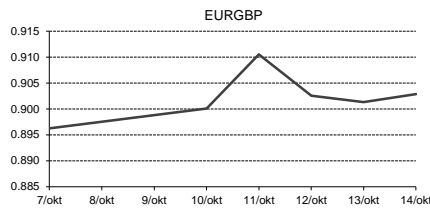
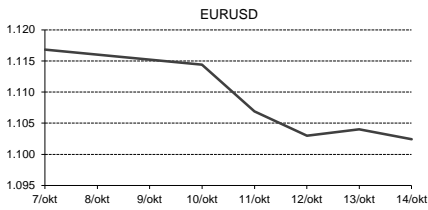


Looptijd	Dec-16	Jun-17	Dec-17	Jun-18	Jan-00	Jan-00
Nu	-0.31%	-0.31%	-0.32%	-0.32%	-0.30%	-0.25%
-1 M	-0.31%	-0.34%	-0.37%	-0.37%	-0.36%	-0.32%

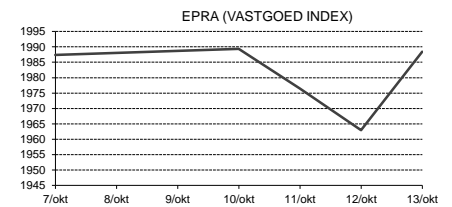
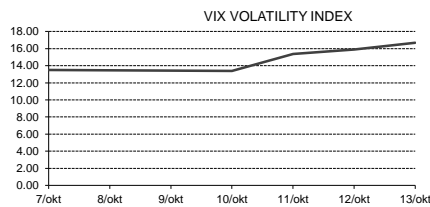
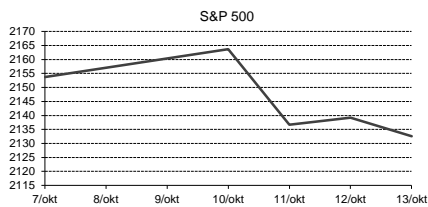
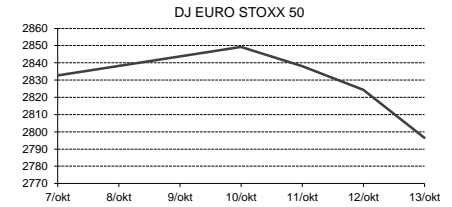
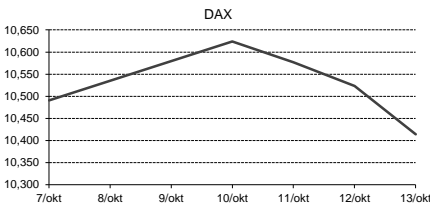
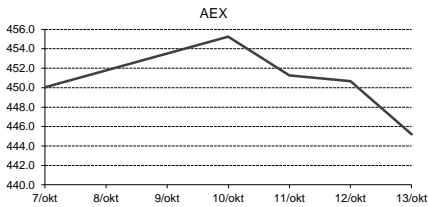


SWAPRENTE VS 3 M EURIBOR/LIBOR			BELEIDSRENTE		EURIBOR / LIBOR					3M EURIBOR / LIBOR FUTURE			KASGELD & DEPOSITO			
	EUR	USD	GBP		LAST	EUR	USD	GBP	CHF	JPY		DATUM	MID	EUR	USD	
1Y	-0.3150	0.9725	0.4063	Eurozone	0.00	1M	-0.3720	0.5346	0.2666	-0.7856	-0.0211	3M EURIBOR FUTURE	Dec-16	-0.31	1M	-0.3600
2Y	-0.3199	1.0615	0.4315	Verenigde Staten	0.50	2M	-0.3380	0.6540	0.3318	-0.7540	-0.0170	3M EURIBOR FUTURE	Mar-17	-0.31	2M	-0.3600
3Y	-0.3049	1.1350	0.4680	Groot-Brittannië	0.25	3M	-0.3110	0.8811	0.3956	-0.7272	-0.0099	3M EURIBOR FUTURE	Jun-17	-0.31	3M	-0.2900
4Y	-0.2710	1.2065	0.5150	Zwitserland	-0.75	6M	-0.2040	1.2637	0.5561	-0.6494	0.0151				6M	-0.2000
5Y	-0.2140	1.2790	0.5718	Japan	0.10	9M	-0.1330	0.5508	NA	0.1430	0.3543	3M USD-LIBOR FUTURE	Dec-16	0.94	9M	-0.1200
6Y	-0.1335	1.3500	0.6335	Australië	3.00	12M	-0.0710	1.5957	0.7918	-0.4814	0.1101	3M USD-LIBOR FUTURE	Mar-17	0.98	12M	-0.0400
7Y	-0.0370	1.4160	0.7000	Turkije	6.50							3M USD-LIBOR FUTURE	Jun-17	1.04		
8Y	0.0700	1.4755	0.7700	Zweden	-0.50	STAATSRENTE					3M GBP-LIBOR FUTURE	Dec-16	0.40			
9Y	0.1785	1.5323	0.8390	Noorwegen	0.50		EUR	USD	GBP	CHF	JPY	3M GBP-LIBOR FUTURE	Mar-17	0.41		
10Y	0.2820	1.5822	0.9050	IJsland	6.00	2Y	-0.6570	0.8510	0.2060	-0.8980	-0.2540	3M GBP-LIBOR FUTURE	Jun-17	0.41		
12Y	0.4630	1.6700	1.0130	Polen	1.50	5Y	-0.4880	1.2817	0.4080	-0.7940	-0.1940					
15Y	0.6545	1.7640	1.1081	Canada	0.50	10Y	0.0430	1.7642	1.0240	-0.4830	-0.0530					
20Y	0.8100	1.8603	1.1835			30Y	0.6520	2.5023	1.7050	0.0540	0.4840					
30Y	0.8750	1.9270	1.1825													

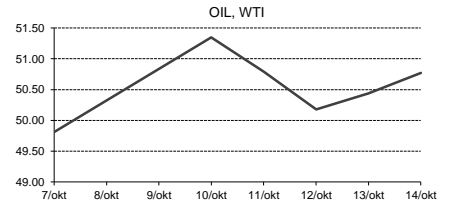
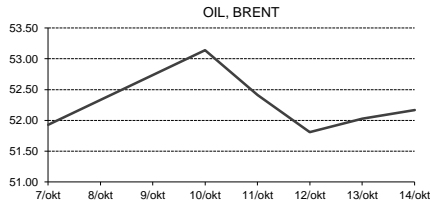
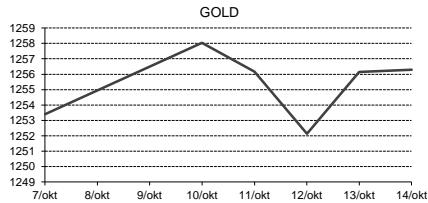
**Valutamarkt**



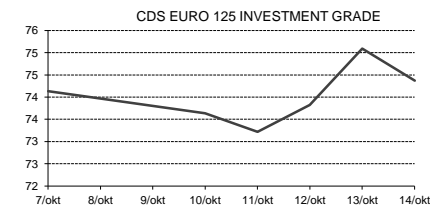
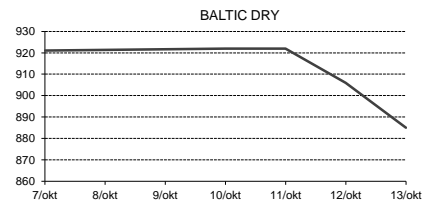
**Aandelenmarkten**



**Grondstoffen**



**Diversen**



VALUTA		AANDELENMARKTEN		GRONDSTOFFEN	
EUR - USD	1.102	AEX	445.20	OIL (BRENT)	\$ 52.17
EUR - GBP	0.903	AMX	660.29	OIL (WTI)	\$ 50.77
EUR - JPY	114.700	DAX-30	10414.07	NATURAL GAS	\$ 46.17
EUR - CHF	1.089	FTSE-100	6977.74	GOUD	\$ 1,256.36
EUR - SEK	9.711	CAC-40	4405.17	ALUMINIUM	\$ 1,686.50
EUR - NOK	9.014	DJ EURO STOXX 50	2796.58	COPPER	\$ 4,712.00
EUR - DKK	7.439	S&P 500	2132.55	NICKEL	\$ 10,430.00
EUR - AUD	1.453	DOW JONES	18098.94	TIN	\$ 19,485.00
EUR - NZD	1.553	NASDAQ	5213.33	ZINC	\$ 2,240.00
EUR - CNY	7.413	NIKKEI 225	16856.37	LEAD	\$ 1,995.50
EUR - BRL	3.504	HANG SENG INDEX	23179.18	SILICON	\$ 0.90

**EY MONTESQUIEU**

**BEZOEKADRES:** Buitenplaats Vaeshartelt Weert 11 6222 PG MAASTRICHT

**POSTADRES:** POSTBUS 414 6200 AK MAASTRICHT

**TEL:** 043 - 325 50 50  
**INFO@MONTESQUIEU.NL**  
**WWW.MONTESQUIEU.NL**

Montesquieu is een toonaangevend advieskantoor op het gebied van **Finance en Risk Management**. Vanuit ons kantoor in Maastricht bedienen wij grote bedrijven en instellingen door heel Nederland.

Montesquieu is volledig onafhankelijk en onze aanpak is praktisch en pragmatisch. Onze bedrijfscultuur is resultaatgericht, authentiek, informeel en straalt enthousiasme uit. Montesquieu behoort tot de snelst groeiende ondernemingen in Nederland en werd vijf jaar op rij door het Financiële Dagblad uitgeroepen tot 'FD Gazelle'.

Montesquieu heeft een vergunning op grond van de Wet op het financieel toezicht en staat onder toezicht van de Autoriteit Financiële Markten en De Nederlandsche Bank.