

# Mila-wall®

SERIE 100

Behind every great  
work of art is an  
even greater wall



Our  
Wall Kits



## Inhalt

Mila-wall 6-Module Kit _____	04	Mila-wall 60-Module Kit _____	38
Mila-wall 8-Module Kit _____	06	Mila-wall 90-Module Kit _____	42
Mila-wall 10-Module Kit _____	10	Mila-wall 120-Module Kit _____	46
Mila-wall 12-Module Kit _____	14	Mila-wall Monoliths _____	51
Mila-wall 16-Module Kit _____	18	Mila-wall Showcase Module _____	52
Mila-wall 20-Module Kit _____	22	Tochscreen Modul Kit _____	54
Mila-wall 24-Module Kit _____	26	Mila-wall Lighting Kit Set _____	56
Mila-wall 36-Module Kit _____	30	Mila-wall Wall Kit Set _____	57
Mila-wall 48-Module Kit _____	34	Mila-wall Designer _____	58

# Create valuable spaces

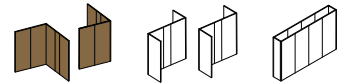
With Mila-wall, we combine high quality with re-usability, creating an excellent price-performance ratio.

## Wall-set Packages

Due to the high demand of entry level Mila-wall systems, we have put together a special packages: We offer complete wall sets in all sizes with corresponding accessories. The sets are available for immediate use, and can be expanded modularly at any time.

## Accessories

We supply our kits with the appropriate connection hardware and tools:



### Mila-wall Wandmodule Serie 100

1,000 x 2,500 mm - 40 mm thick - can be nailed with a central layer load / nail 20 kg - white vinyl - flame retardant  
2 mm aluminum edge

### Mila-wall Surface Coating Series 100

both-sided - modules H = 2,500 mm - foil drawn over vertical edges  
e.g. Mila-fix Series 12,000 - color no. 12,180 white - flame retardant  
removablet

### Adhesive Dots in Surface Color

100 pieces - diameter 15 mm - Mila-fix 12,000

### Mila-wall Profile Serie 100

powder coated - RAL 9016 white

### 20/meter of Profile Coatings

mit Oberflächenfolien · selbstklebend · Mila-fix 12.000

### Corner Profiles

x 40 - 1 x 90° - H = 2,500 mm

### Cover Profiles

H = 2,500 mm

### Mila-wall Centering Springs Series 100

Spring for modules H = 2,500 mm

### Mila-wall Module Connector Series 100

- a) for hanging
- b) screwable

### Mila-wall Connection and Securing Elements Series 100

Angle bracket with clamping plate

### Mila-wall Accessories Series 100

#### Clip 1

- 1 x lever roller
- 1 x adjusting disk
- 1 x assembly tool kit
- 1 x assembly instructions

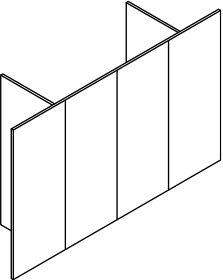
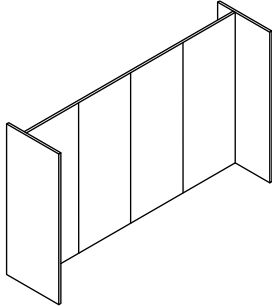
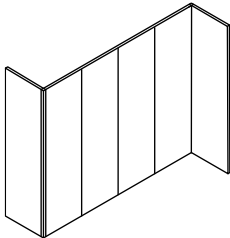
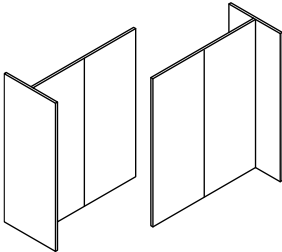
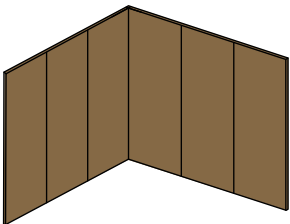
### Mila-wall Transport Pallet (inland)

Chipboards 16 mm circumferential  
(when shipped with forwarding agency) - L = 2,500 mm

---

# Mila-wall 6-Module-Kit

---

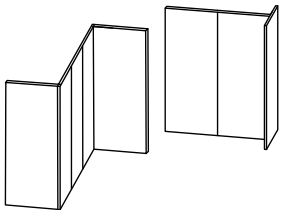
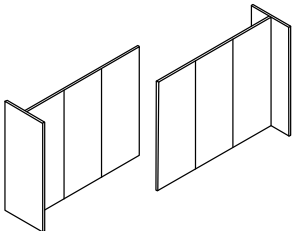
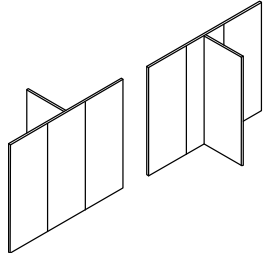
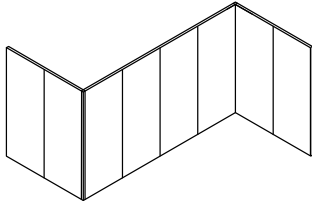
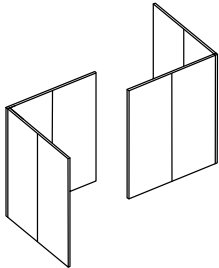
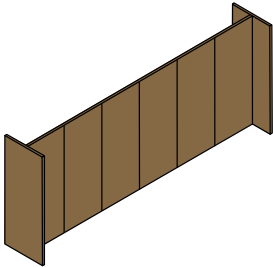




---

# Mila-wall 8-Module-Kit

---









## 거울 속에서는 나

거울에 비친 내 모습이 정말로 나인가? 어쩌다 보면  
모양이 달라진 내 모습을 마주하게 된다. 그 순간엔  
거울에 비친 모습이 내가 정말로 나인가 하는 의문  
이 든다. 곧 나는 거울 속의 내 모습을 바라보고  
내 모습을 바라보는 내 모습을 바라본다. 하지만  
이런 순간에서 나를 보지 않고 거울 속의 내 모습을  
보는 것은 불가능한 일이다. 나는 거울 속의 내 모습을  
보지 않으면 거울 속의 내 모습을 보지 못한다.

거울 속에서는 나  
거울 속에서는 나  
거울 속에서는 나

거울 속에서는 나는 거울 속의 내 모습을 보지  
않는다. 나는 거울 속의 내 모습을 보지 않는다.  
나는 거울 속의 내 모습을 보지 않는다. 나는 거울  
속의 내 모습을 보지 않는다. 나는 거울 속의 내  
모습을 보지 않는다. 나는 거울 속의 내 모습을  
보지 않는다. 나는 거울 속의 내 모습을 보지  
않는다. 나는 거울 속의 내 모습을 보지 않는다.  
나는 거울 속의 내 모습을 보지 않는다. 나는 거울  
속의 내 모습을 보지 않는다. 나는 거울 속의 내  
모습을 보지 않는다. 나는 거울 속의 내 모습을  
보지 않는다. 나는 거울 속의 내 모습을 보지  
않는다. 나는 거울 속의 내 모습을 보지 않는다.

거울 속에서는 나는 거울 속의 내 모습을 보지  
않는다. 나는 거울 속의 내 모습을 보지 않는다.  
나는 거울 속의 내 모습을 보지 않는다. 나는 거울  
속의 내 모습을 보지 않는다. 나는 거울 속의 내  
모습을 보지 않는다. 나는 거울 속의 내 모습을  
보지 않는다. 나는 거울 속의 내 모습을 보지  
않는다. 나는 거울 속의 내 모습을 보지 않는다.  
나는 거울 속의 내 모습을 보지 않는다. 나는 거울  
속의 내 모습을 보지 않는다. 나는 거울 속의 내  
모습을 보지 않는다. 나는 거울 속의 내 모습을  
보지 않는다. 나는 거울 속의 내 모습을 보지  
않는다. 나는 거울 속의 내 모습을 보지 않는다.

거울 속에서는 나는 거울 속의 내 모습을 보지  
않는다. 나는 거울 속의 내 모습을 보지 않는다.  
나는 거울 속의 내 모습을 보지 않는다. 나는 거울  
속의 내 모습을 보지 않는다. 나는 거울 속의 내  
모습을 보지 않는다. 나는 거울 속의 내 모습을  
보지 않는다. 나는 거울 속의 내 모습을 보지  
않는다. 나는 거울 속의 내 모습을 보지 않는다.  
나는 거울 속의 내 모습을 보지 않는다. 나는 거울  
속의 내 모습을 보지 않는다. 나는 거울 속의 내  
모습을 보지 않는다. 나는 거울 속의 내 모습을  
보지 않는다. 나는 거울 속의 내 모습을 보지  
않는다. 나는 거울 속의 내 모습을 보지 않는다.

거울 속에서는 나는 거울 속의 내 모습을 보지  
않는다. 나는 거울 속의 내 모습을 보지 않는다.  
나는 거울 속의 내 모습을 보지 않는다. 나는 거울  
속의 내 모습을 보지 않는다. 나는 거울 속의 내  
모습을 보지 않는다. 나는 거울 속의 내 모습을  
보지 않는다. 나는 거울 속의 내 모습을 보지  
않는다. 나는 거울 속의 내 모습을 보지 않는다.  
나는 거울 속의 내 모습을 보지 않는다. 나는 거울  
속의 내 모습을 보지 않는다. 나는 거울 속의 내  
모습을 보지 않는다. 나는 거울 속의 내 모습을  
보지 않는다. 나는 거울 속의 내 모습을 보지  
않는다. 나는 거울 속의 내 모습을 보지 않는다.

홍익대학교 미술대학

2021.  
05.21 - 06.04

2021 홍익대학교 미술대학  
제1회 제주 어린이  
발상 미술대회

# 거울과 나, 그리고 우리

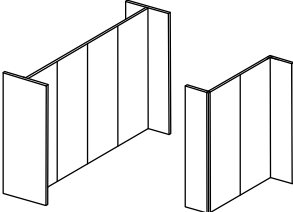
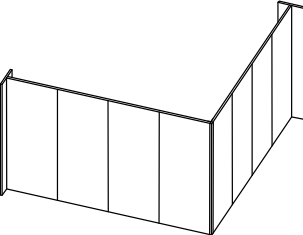
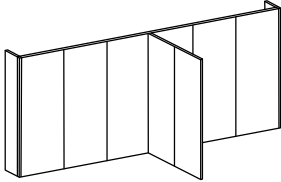
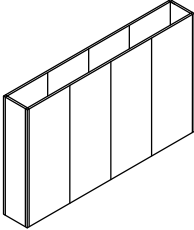
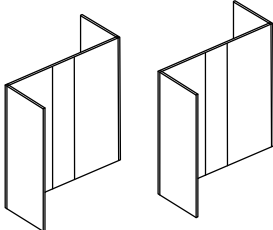
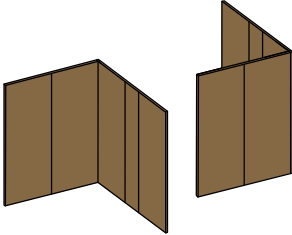
주최: 홍익대학교 미술대학  
주최: 홍익대학교 미술대학

수상작 전시회

---

# Mila-wall 10-Module Kit

---





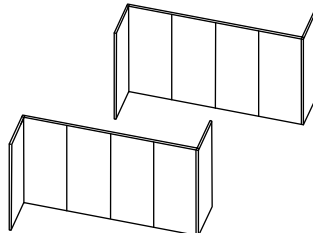
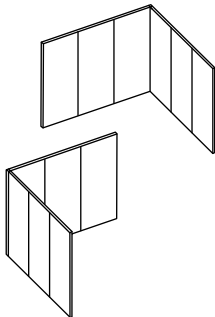
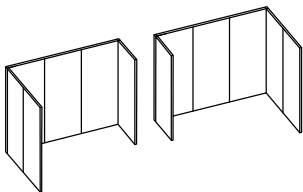
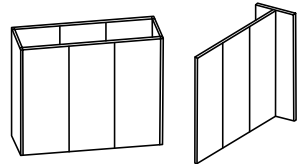
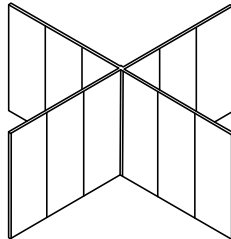
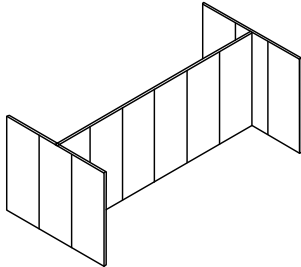
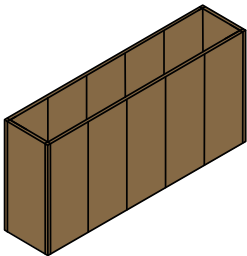




---

# Mila-wall 12-Module Kit

---







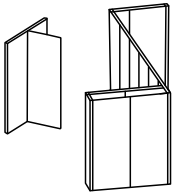
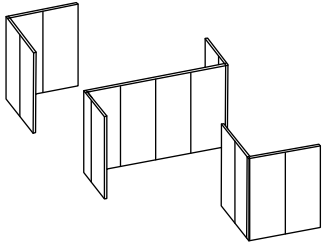
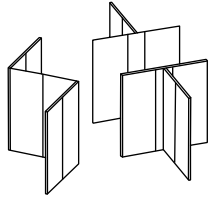
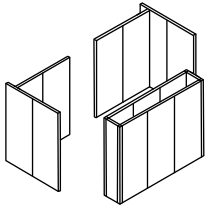
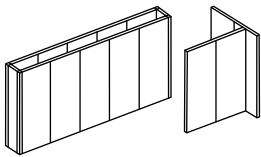
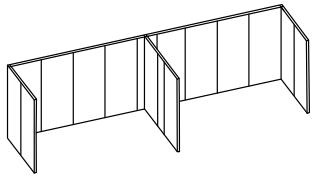
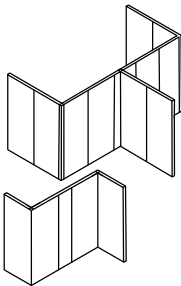
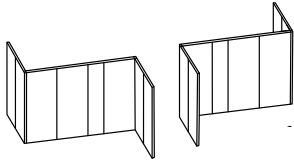
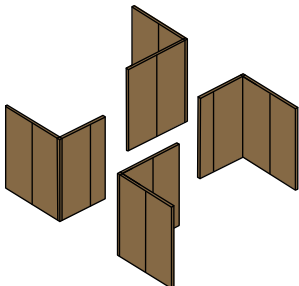




---

# Mila-wall 16-Module Kit

---





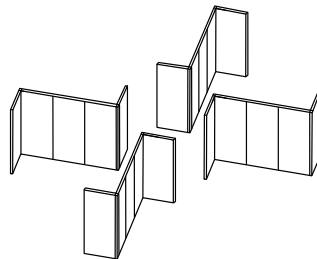
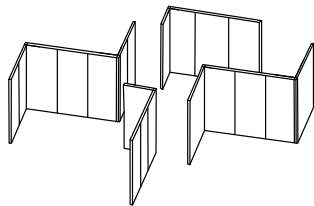
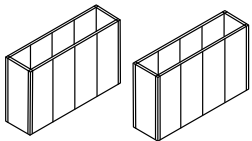
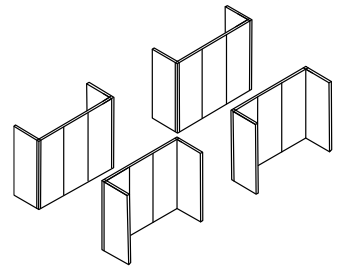
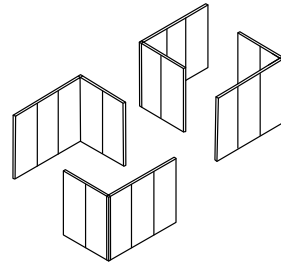
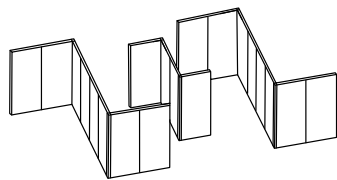
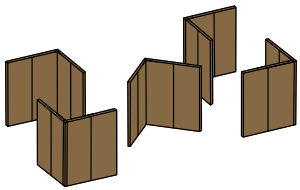




---

# Mila-wall 20-Module Kit

---







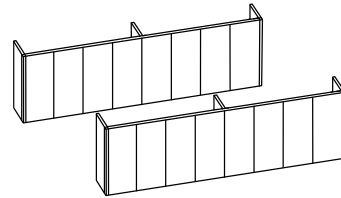
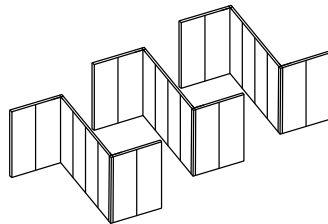
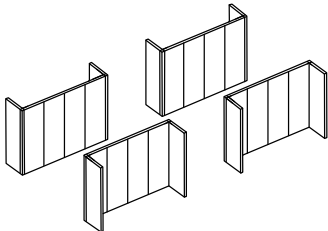
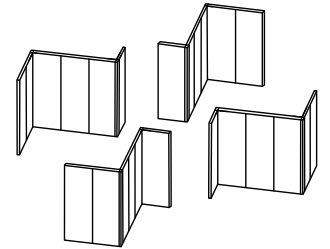
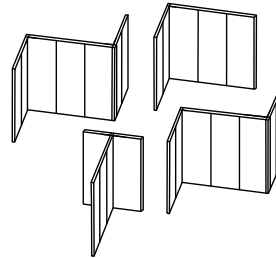
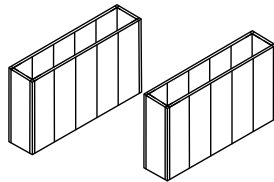
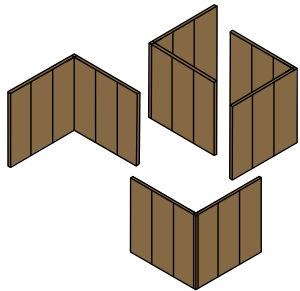




---

# Mila-wall 24-Module Kit

---





## Réminiscences

Regards sur la bibliothèque

Photographies de Dominique Peillard



Le projet de cette exposition est né d'une collaboration entre le Centre de la Photographie et la Bibliothèque de la Ville de Paris. Dominique Peillard a réalisé une série de photographies qui retracent l'histoire de la bibliothèque de la Ville de Paris, de ses origines à nos jours. Ces images sont présentées dans un espace scénographique qui met en valeur le rôle de la bibliothèque dans la vie culturelle de la ville.

### Exposition

du mardi au dimanche, de 10h à 18h

à la Bibliothèque de la Ville de Paris

100 rue de Valenciennes, 75019 Paris

01 42 35 35 35

[www.bibliotheque.paris.fr](http://www.bibliotheque.paris.fr)

01 42 35 35 35

01 42 35 35 35

01 42 35 35 35

01 42 35 35 35

01 42 35 35 35

01 42 35 35 35

01 42 35 35 35

01 42 35 35 35

01 42 35 35 35

01 42 35 35 35

01 42 35 35 35

01 42 35 35 35

01 42 35 35 35

01 42 35 35 35

01 42 35 35 35

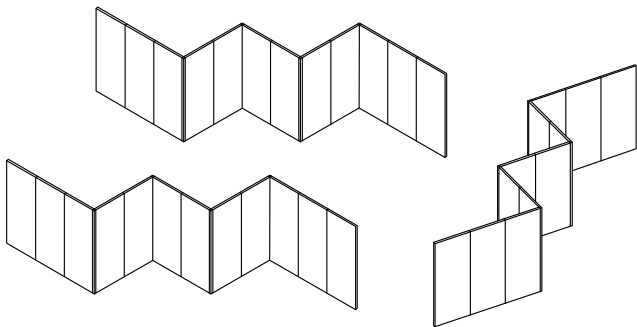
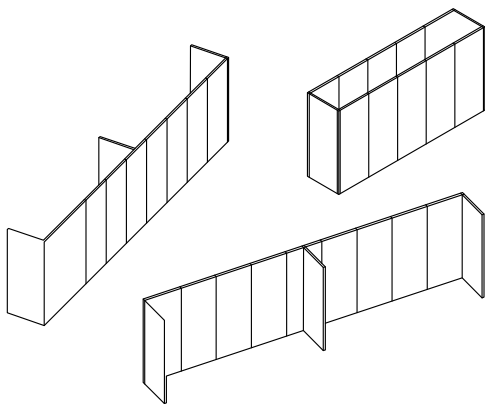
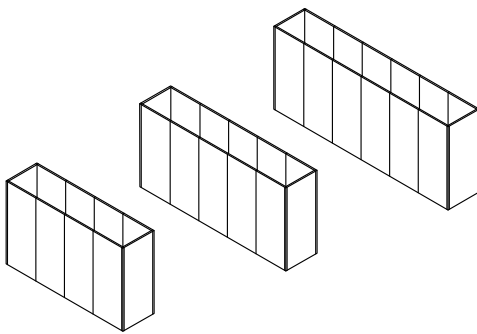
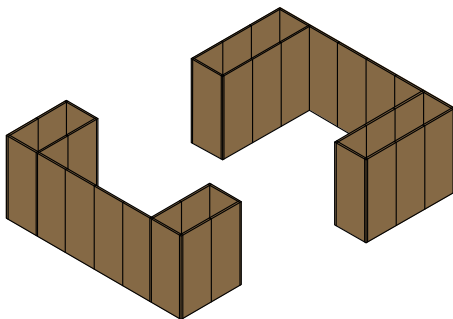




---

# Mila-wall 36-Module Kit

---







Die Ausstattung

### DIE AUSSTATTUNG DES LAGERS CELLE-SCHLOSS

Im Jahr 1908 wurde das Lager in Celler Schloss umgebaut. Die Ausstattung des Lagers wurde durch den Reichsausschuss für die Verwaltung des Reichs bestimmt. Die Ausstattung des Lagers wurde durch den Reichsausschuss für die Verwaltung des Reichs bestimmt. Die Ausstattung des Lagers wurde durch den Reichsausschuss für die Verwaltung des Reichs bestimmt.



### BEWACHUNG

Die Bewachung des Lagers wurde durch den Reichsausschuss für die Verwaltung des Reichs bestimmt. Die Bewachung des Lagers wurde durch den Reichsausschuss für die Verwaltung des Reichs bestimmt. Die Bewachung des Lagers wurde durch den Reichsausschuss für die Verwaltung des Reichs bestimmt.



Die Ausstattung des Lagers wurde durch den Reichsausschuss für die Verwaltung des Reichs bestimmt. Die Ausstattung des Lagers wurde durch den Reichsausschuss für die Verwaltung des Reichs bestimmt. Die Ausstattung des Lagers wurde durch den Reichsausschuss für die Verwaltung des Reichs bestimmt.



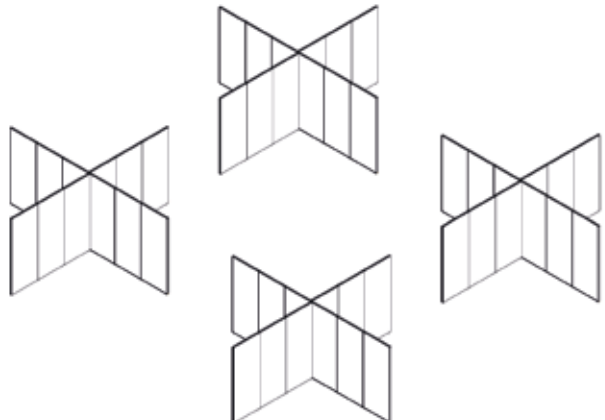
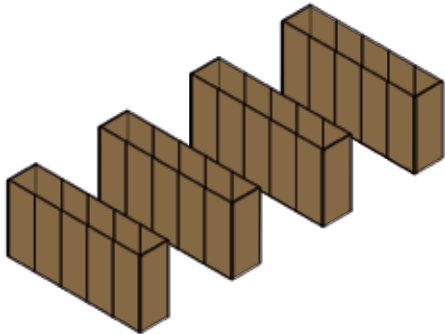




---

# Mila-wall 48-Module Kit

---







2010

Yves Klein's 'Exiles/Wall' is presented in Rotterdam's Fotomuseum. The exhibition features a selection of Klein's work, including his famous 'I+O' series and his 'Exiles/Wall' project.



2009

The retrospective exhibition 'Josef Koudelka: Nationality Doubtful' opens at the Museum of Modern Art in New York. The exhibition features a selection of Koudelka's work, including his 'Exiles/Wall' project and his 'I+O' series.



2008

The retrospective exhibition 'Josef Koudelka: Nationality Doubtful' opens at the Museum of Modern Art in New York. The exhibition features a selection of Koudelka's work, including his 'Exiles/Wall' project and his 'I+O' series.



2007

The retrospective exhibition 'Josef Koudelka: Nationality Doubtful' opens at the Museum of Modern Art in New York. The exhibition features a selection of Koudelka's work, including his 'Exiles/Wall' project and his 'I+O' series.



2006

The retrospective exhibition 'Josef Koudelka: Nationality Doubtful' opens at the Museum of Modern Art in New York. The exhibition features a selection of Koudelka's work, including his 'Exiles/Wall' project and his 'I+O' series.



2005

The retrospective exhibition 'Josef Koudelka: Nationality Doubtful' opens at the Museum of Modern Art in New York. The exhibition features a selection of Koudelka's work, including his 'Exiles/Wall' project and his 'I+O' series.



2004

The retrospective exhibition 'Josef Koudelka: Nationality Doubtful' opens at the Museum of Modern Art in New York. The exhibition features a selection of Koudelka's work, including his 'Exiles/Wall' project and his 'I+O' series.



2003

The retrospective exhibition 'Josef Koudelka: Nationality Doubtful' opens at the Museum of Modern Art in New York. The exhibition features a selection of Koudelka's work, including his 'Exiles/Wall' project and his 'I+O' series.



2002

The retrospective exhibition 'Josef Koudelka: Nationality Doubtful' opens at the Museum of Modern Art in New York. The exhibition features a selection of Koudelka's work, including his 'Exiles/Wall' project and his 'I+O' series.



2001

The retrospective exhibition 'Josef Koudelka: Nationality Doubtful' opens at the Museum of Modern Art in New York. The exhibition features a selection of Koudelka's work, including his 'Exiles/Wall' project and his 'I+O' series.



**2016**  
Výstava Exiles/Wall je představena v rotterdamském Nederlands Fotomuseum.  
V The Museum of Photography v Soerabaja se koná výstava Gypsies. Aleš Kšiňák natočil pro Českou televizi film Josef Koudelka: Zajímá mě, kam až dojdou.

Exiles/Wall opens at the Nederlands Fotomuseum, Rotterdam.  
Gypsies opens at the Museum of Photography, Soerabaja.  
Aleš Kšiňák's film, Josef Koudelka: Zajímá mě, kam až dojdou (I'm curious to know how far I'll go), was made for Česká televize.



Josef Koudelka, Aleš Kšiňák and Aleš Kšiňák's son, Aleš Kšiňák, Jr. at the opening of the exhibition Exiles/Wall in Rotterdam, 2016.



Josef Koudelka, Aleš Kšiňák and Aleš Kšiňák's son, Aleš Kšiňák, Jr. at the opening of the exhibition Exiles/Wall in Rotterdam, 2016.

2015

Výstava Josef Koudelka: Twelve Fotomuseum, 08.09.2015 je otevřena v Fotomuseum MAFIRE v Madridu. Josef Koudelka: Nationality Doubtful. Kniha Josef Koudelka: Fotografuje Světlo zemi fotografa a filmáře Glada Barana.

Josef Koudelka: Twelve Fotomuseum, 08.09.2015 opens at Fotomuseum MAFIRE in Madrid. Josef Koudelka: Nationality Doubtful opens at Fotomuseum MAFIRE in Madrid. Premiere of the documentary film Josef Koudelka: Shooting Holy Land and by photographer and filmmaker Glad Baran.



Josef Koudelka, Aleš Kšiňák and Aleš Kšiňák's son, Aleš Kšiňák, Jr. at the opening of the exhibition Exiles/Wall in Rotterdam, 2016.

2014

Josef Koudelka: Twelve Fotomuseum, 08.09.2015 je otevřena v Fotomuseum MAFIRE v Madridu. Josef Koudelka: Nationality Doubtful. Kniha Josef Koudelka: Fotografuje Světlo zemi fotografa a filmáře Glada Barana.

Josef Koudelka: Twelve Fotomuseum, 08.09.2015 opens at Fotomuseum MAFIRE in Madrid. Josef Koudelka: Nationality Doubtful opens at Fotomuseum MAFIRE in Madrid. Premiere of the documentary film Josef Koudelka: Shooting Holy Land and by photographer and filmmaker Glad Baran.



EXILES/WALL



**2017**  
 Centre Georges Pompidou v  
 otevřelo výstavu Josef Koudelka  
 La fabrique d'Exils.  
 Jako součást Foto/Industria,  
 Biennial of Photography on I  
 and Work se v Museo Civico  
 Archeologico v Boloni konala  
 Josef Koudelka: La fabrique d  
 opens at the Centre Georges  
 Paris.  
 Josef Koudelka: Industrial La  
 opens at the Museo Civico A  
 Bologna, as part of Foto/Indu  
 Biennial of Photography on I  
 and Work.



Aleš  
 Aleš N



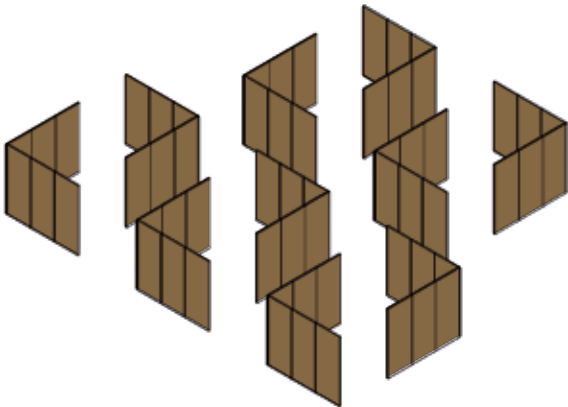
Šťastné narozen  
 Happy Birth



---

# Mila-wall 60-Module Kit

---







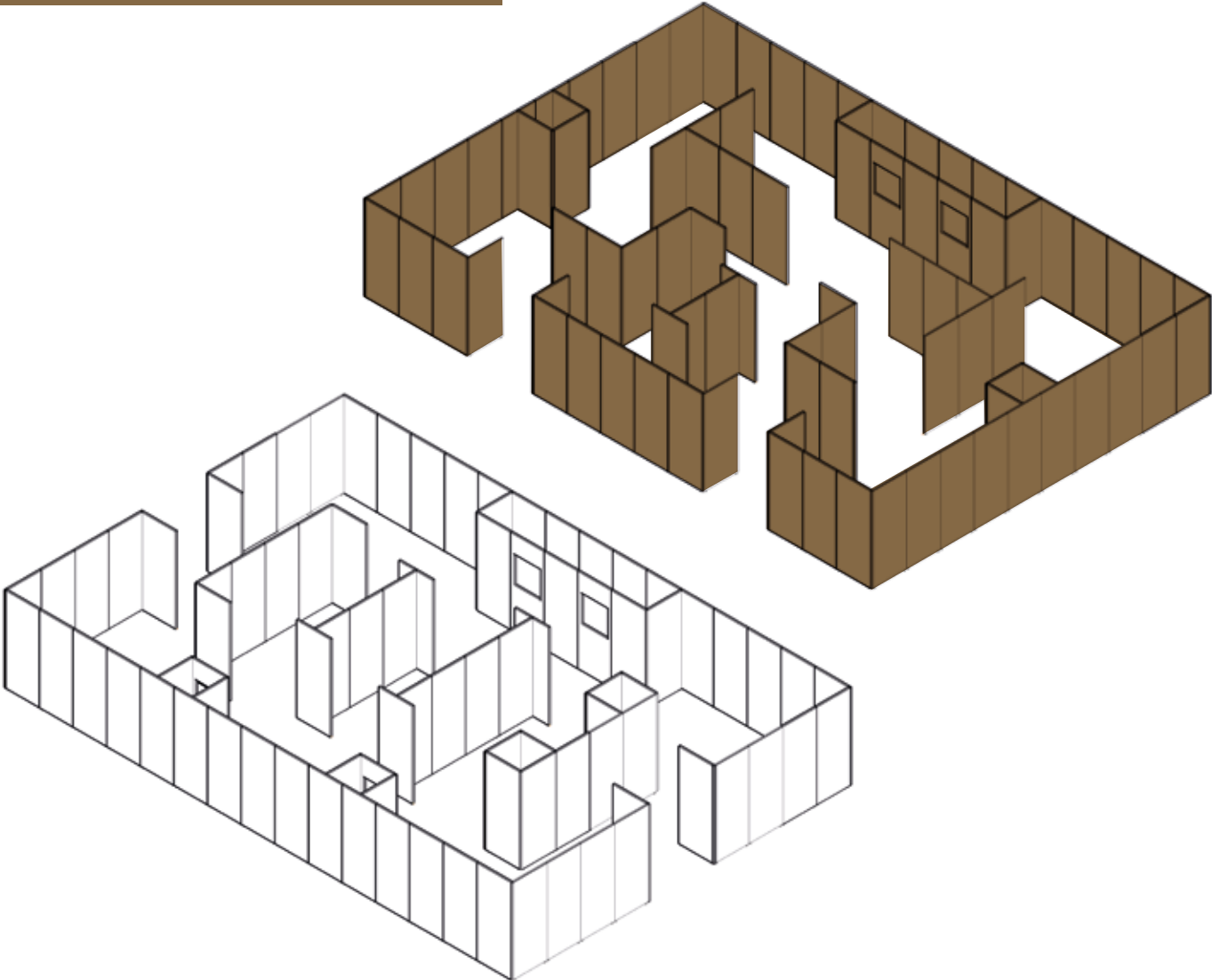




---

# Mila-wall 90-Module Kit

---





# VLESKU ZLATA, V B

Umění podmalby na skle  
ze sbírek Uměleckopřemyslového  
musea v Praze

**GLEAM of GOLD,  
BLAZE of COLOURS**  
The Art of Glass Painting in the Collection  
of the Museum of Decorative Arts in Prague

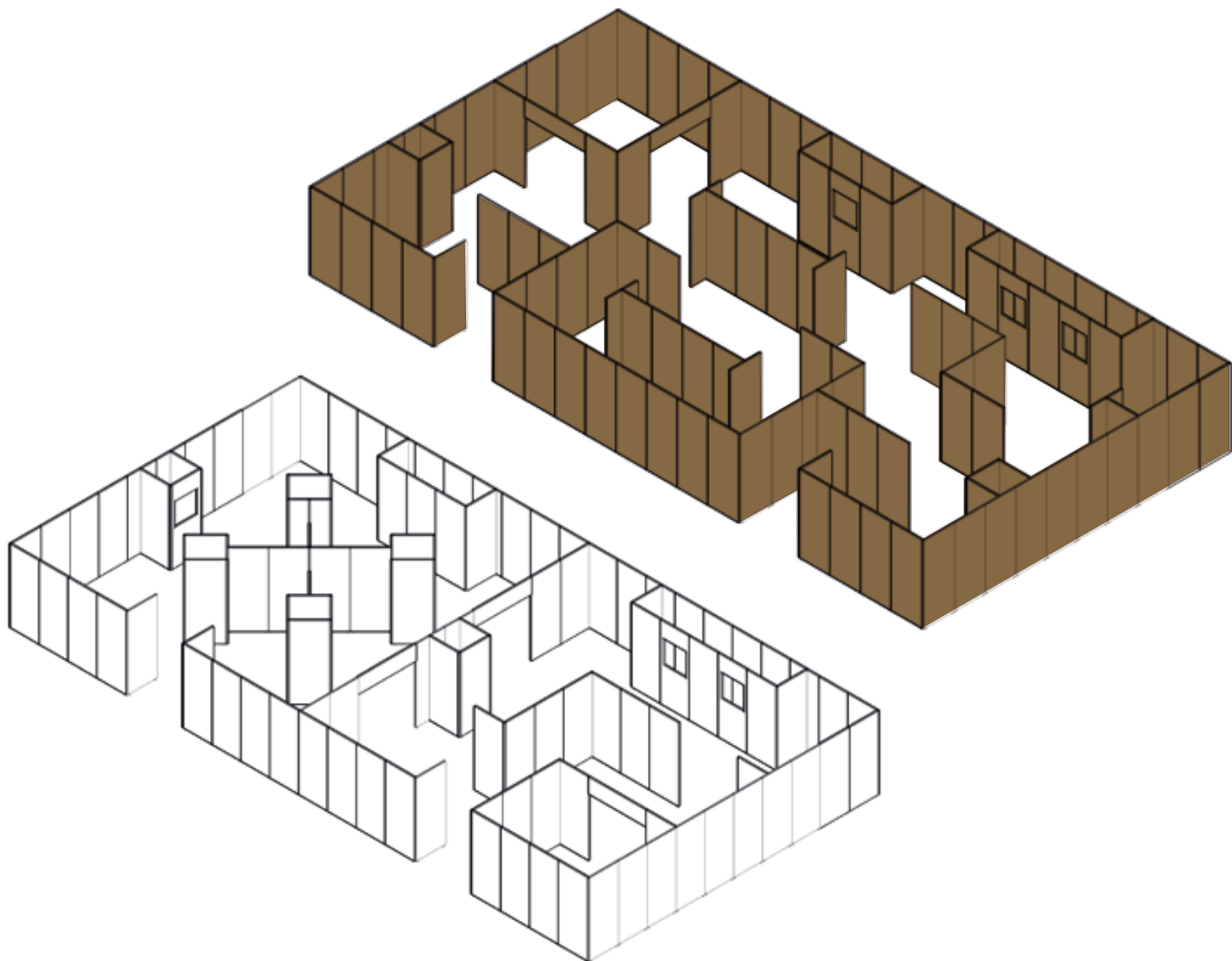





---

# Mila-wall 120-Module Kit

---











...later on they are in a garden, he remembers the  
gardens.  
They walk in the park and come across a display  
a section cut through the trunk of a giant Sequoia  
They study its rings of growth  
marked with historical dates, she pronounces  
an English word he doesn't understand.  
He indicates a point in space outside the circumference  
of the tree, and, - as if in a dream - hears himself  
"This, is where I come from..."



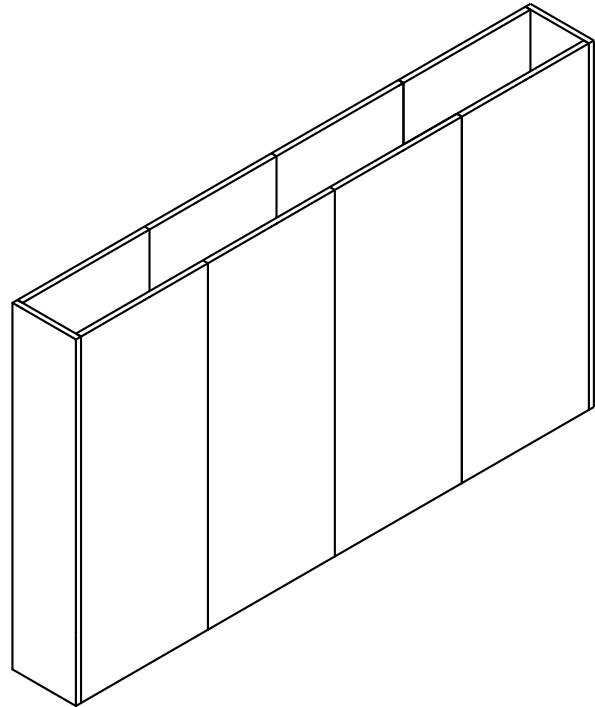
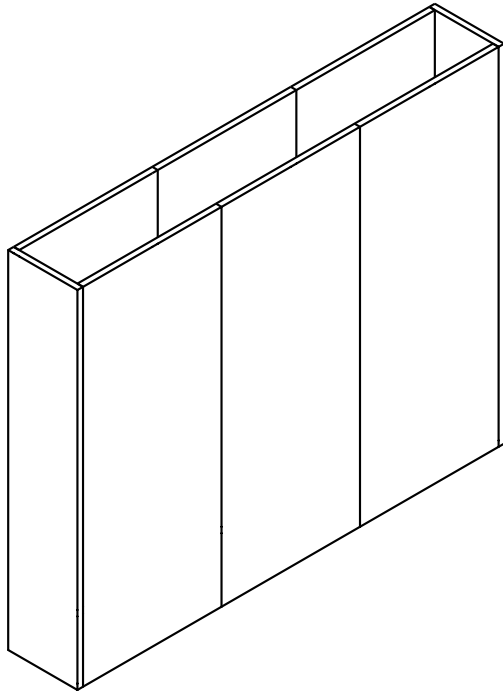


---

# Mila-wall Monoliths

---

3-Meter  
4-Meter



Other sizes on request.

---

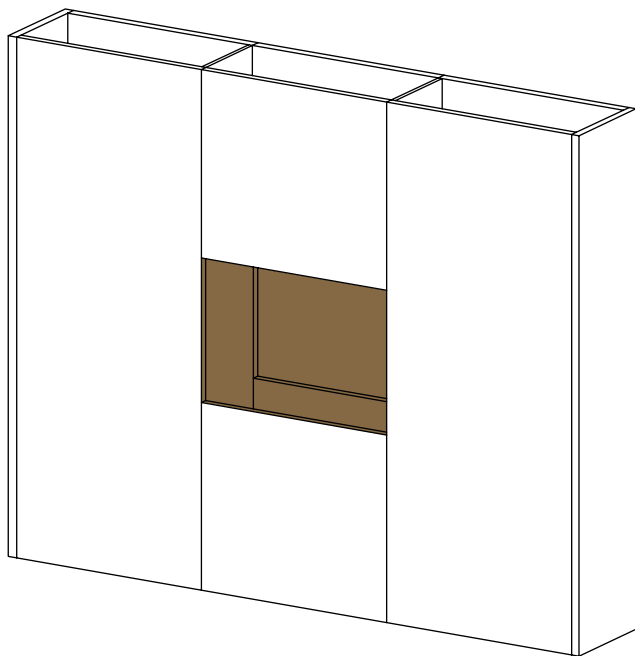
# Mila-wall Showcase Module

---

3-Meter showcase

Other sizes on request.





# Touchscreen Module Kit

## Touchscreen MODULE KIT

(cutout for screen according to customer requirement)

Set consisting of Mila-wall cube

1m wide and 0.5m deep

Incl. cutout

or

## 55" Touchscreen MODULE KIT

Set consisting of Mila-wall cube

1m wide and 0.5m deep

Incl. Touchscreen monitor:

55" (139cm) multi-touch display with IPS panel

Resolution: 3840 x 2160 @60Hz (4K UHD)

Image format: 16:9

Brightness: 500 cd/m<sup>2</sup>

Response Time (GTG): 8ms

Touchpoints: 15

Touchscreen technology: Projective capacitive

Video input: VGA x1, HDMI x2, DisplayPort x1

Audio input: Mini jack x1


Monitor control input: RS-232c x1, RJ45 (LAN) x1

Audio output: Mini jack x1, speaker 2 x 8W

Operating time: 24/7

Dimensions: 1271.5 x 749.4 x 68mm (H x W x D)

Color: Black matte





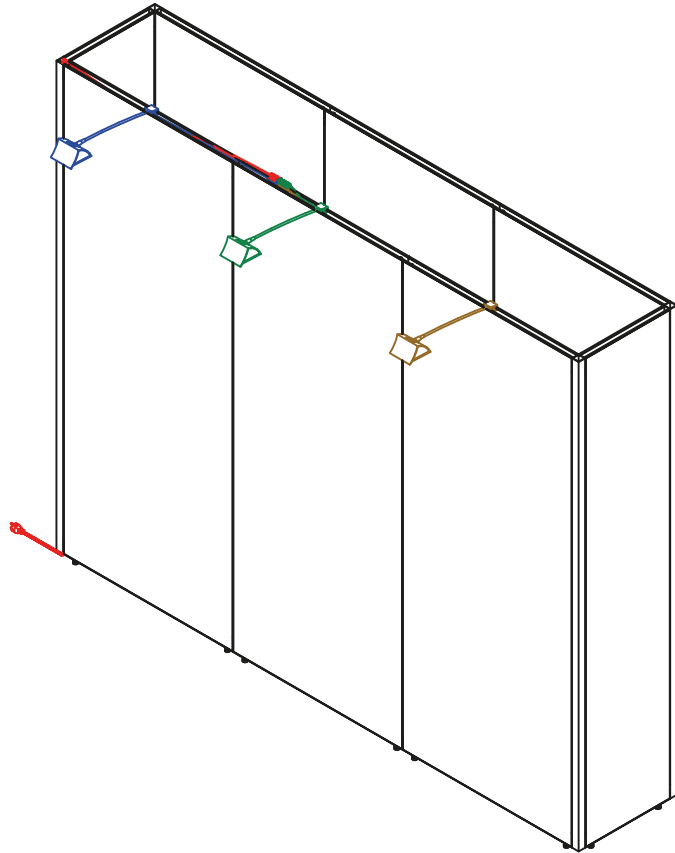
---

# Mila-wall Light Kit Set

---

Kit set of 3 lights

Kit set of 5 lights



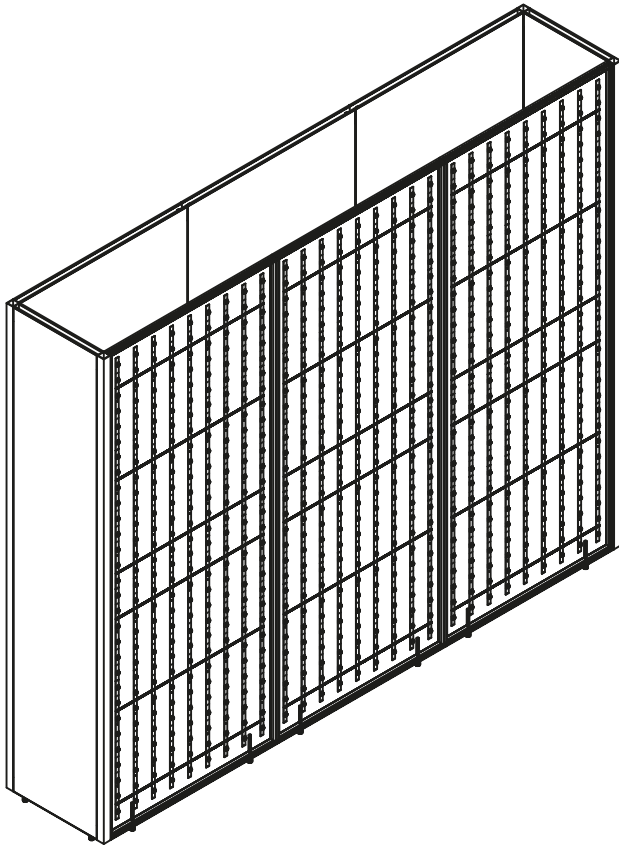


---

# Mila-wall Wall-Kit-Set

---

Wall-kit-set of 3 LED  
Wall-kit-set of 5 LED



# Mila-wall Designer

## Customer benefits:

- Intuitive operability
- Improved communication through pre-visualization
- Significant time saving
- Transparency in the planning phase
- Location-independent exhibition planning
- Ideally tailored to curatorial practice
- Archiving of past exhibitions
- Cost reduction through error prevention

### Prerequisites:

CLIENT HARDWARE REQUIREMENTS minimum requirement / recommended

CPU: Intel i5 2.7 GHz or comparable / Intel i7, >2.5 GHz or comparable

Memory: 4 GB / 16 GB

GPU\*: min. NVIDIA GeForce GT 640 / NVIDIA Geforce GT 1050 or comparable VRAM

min. 1GB / 4GB

Operating system: Win 7,8,10, MacOSx

### performance values:

You can find the graphics card installed in your system as follo ws:

\*We recommend using a graphics card with 1500 Passmark G3D mark points or higher.

You can find your graphics card at the following link and view t he

[https://www.videocardbenchmark.net/gpu\\_list.php](https://www.videocardbenchmark.net/gpu_list.php)

### Windows:

1. Click the "start button" or the "Windows icon" and type "dxdiag" in the search box.

2. Confirm the entry with [Enter].

3. Now you are in the DirectX diagnostic program. Click on the

4. Your exact graphics card is displayed next to the "Name" item. "Display" tab at the top.

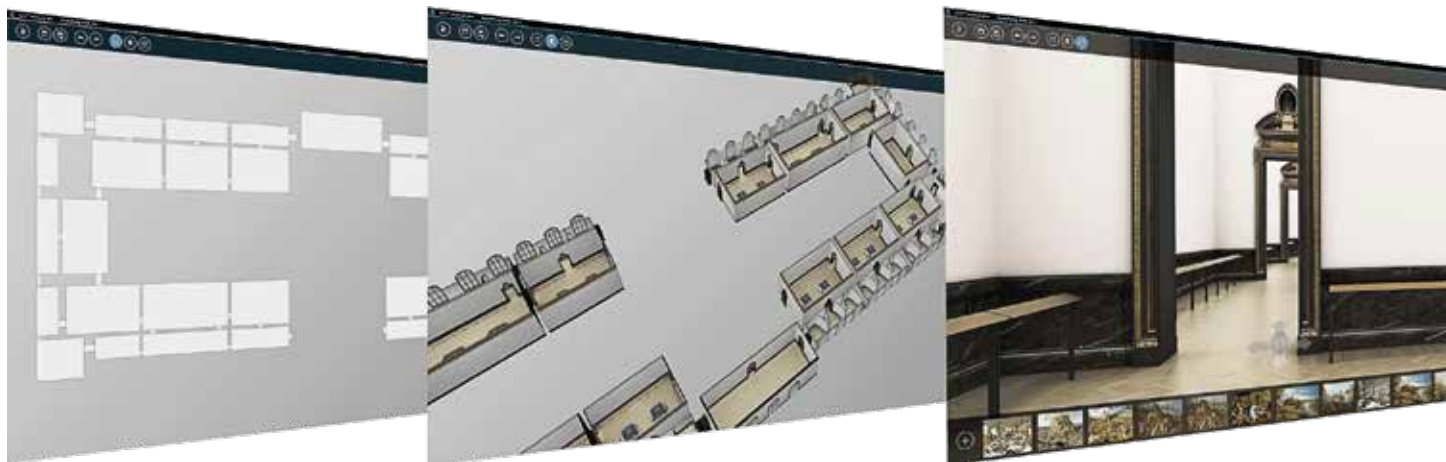
### Mac:

1. Click the apple icon in the upper left corner of the Mac screen.

2. Select About This Mac. ...

3. If you want to know more, click System Report.

4. Select the entry Graphics/Displays and you will see the name of the installed graphics card in the right window area.





## Software performance specification

- Creation of exhibition space architecture with Groundsketcher according to floor plans
- Planning and creation of Mila-walls with automatic parts list calculation and 3D live preview
- Place images and objects precisely
- Color and dimension walls and automatically generate PDF rigging plots
- 2D icon preview of fasteners such as angle profiles and clamping plates
- Planning with Mila-wall kits and inventory lists
- Installation of prefabricated freely scalable movable wall compositions in U, Z and T shapes
- Creation of movable wall cubes
- Extensive undo functionality
- Output of Mila-wall parts lists as .xlsx file or into an email

