

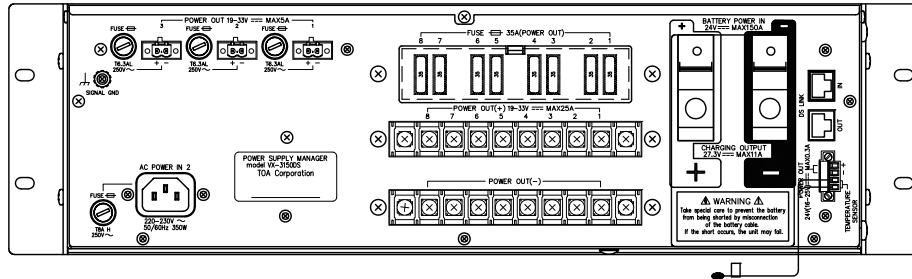
■DESCRIPTION

The VX-3150DS is an Emergency Power supply manager used for the SX-2000, VX-2000 and VM-3000 systems. It is a 3U rack-mount unit equipped with a battery charger and dual switching power supplies, which contribute to rack space, energy-saving and lightweight design. The VX-3150DS features easy maintenance as function setting switch and shutdown switch inside the front panel, and fuse replacement can be performed on the unit's rear side.

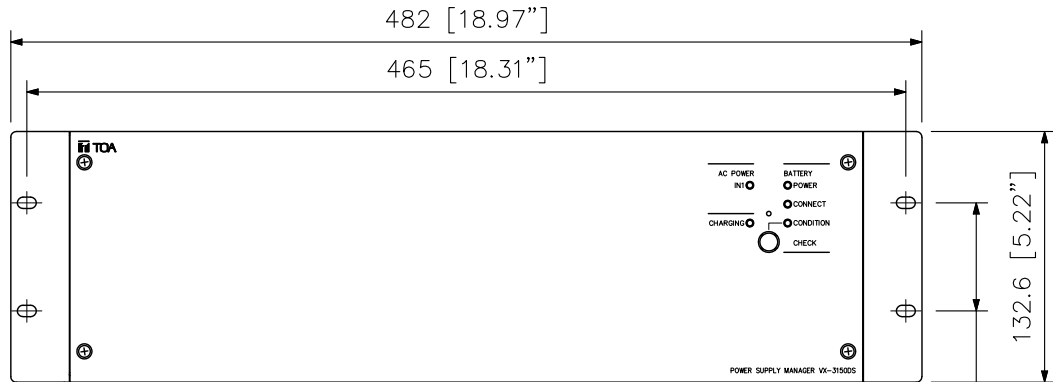
■SPECIFICATIONS

Power Source	220-230 V AC, 50/60 Hz
Power Consumption	1460 W max in total (at rated output with charging) 460 W max in total (EN60065)
DC Power Output (AC mode)	Rated output: 1140 W (total DC power output) Peak output: 1280 W (total DC power output)
Current Specification	Maximum output current from the battery: 25 A Rated maximum continuous output current, I max. a: 25 A Rated maximum short duration output current, I max. b: 25 A Rated minimum output current, I min: 0 A Ripple Voltage at I max. b: 4 V max
DC Power Output	8 outputs x 31 V (19-33 V) 25 A max. each, M4 screw terminal, distance between barriers: 11 mm (0.43") 3 outputs x 31 V (19-33 V) 5 A max. each, removable terminal block (2 pins) x3 1 outputs x 24 V (16-25 V) 0.3 A max., removable terminal block (2 pins)
Charging Method	Temperature compensated trickle charging
Charging Output Voltage	27.3 V ±0.3 V (at 25 °C (77 °F)) Temperature correction coefficient: -40 mV/°C
Battery Connection	1 pair of positive and negative terminals Applicable cable diameter: AWG 6 - AWG 0 (AWG 1/0) (16 mm <sup>2</sup> - 50 mm <sup>2</sup> ) Line resistance within 4 mΩ/total
Applicable Battery	Panasonic: LC-X1265PG/APG (65 Ah), LC-XA12100P (100 Ah) Yuasa: NP65-12 (65 Ah), NPL100-12 (100 Ah)
Control Connector DS LINK IN/OUT	RJ45 female connector for connecting the system and cascade connection Shielded Twisted-pair straight cable (TIA/EIA-568A standard) Type of control signal: Battery check, AC power status, DC Power status, charging circuit failure, battery failure, and communication
Panel Indicator	AC power IN (Green), Charging (Green), Battery power (Green), Battery connect (Green), Battery condition (Green)
Operating Temperature	-5 °C to +45 °C (23 °F to 113 °F)
Operating Humidity	90 %RH or less (no condensation)
Finish	Panel: Surface-treated steel plate, black, 30% gloss, paint
Dimensions	482 (W) x 132.6 (H) x 400.5 (D) mm (18.98" x 5.22" x 15.77")
Weight	9 kg (19.84 lb)
Accessory	Fuse (T8A H) ...1, Fuse (T6.3A L) ...2, Blade fuse (35 A) ...2, Rack mounting screw (with washer) ...4, Power cord (2 m (6.56 ft)) ...2, Fastener hook ...4, Fastener loop ...4, Thermal insulating sheet ...1, CAT5-STP cable (3 m (9.84 ft)) ...1, Ferrite clamp ...1, Removable terminal plug (2 pins) ...3, Sticker (Declaration of compliance) ...1
Fuse Rating	Blade fuse (35 A), Fuse (T8A H), Fuse (T6.3A L)


■ APPEARANCE



Rear View



Front View



Side View

UNIT: mm SCALE: 1/4