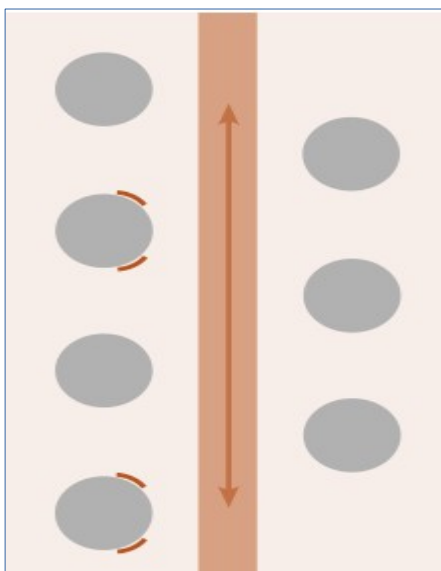
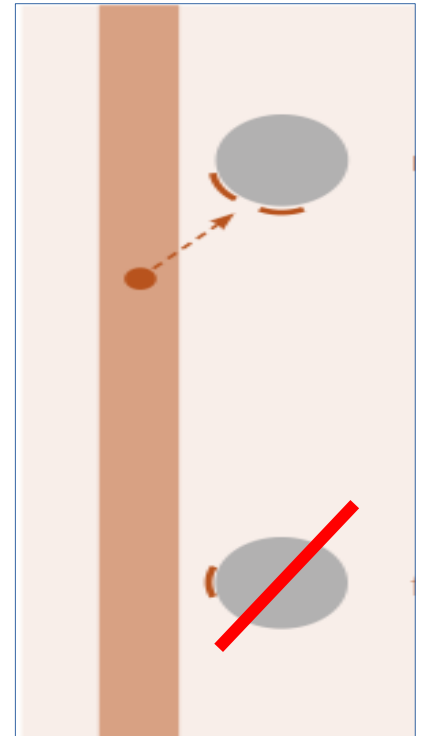


GENERAL PRINCIPLES FOR SIGNING AND MARKING FOOTPATHS

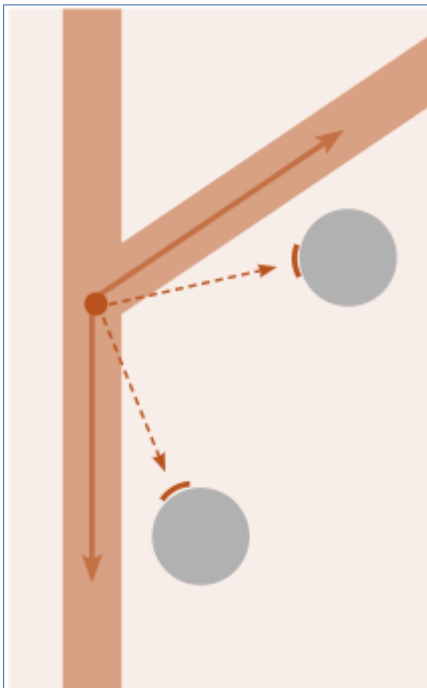
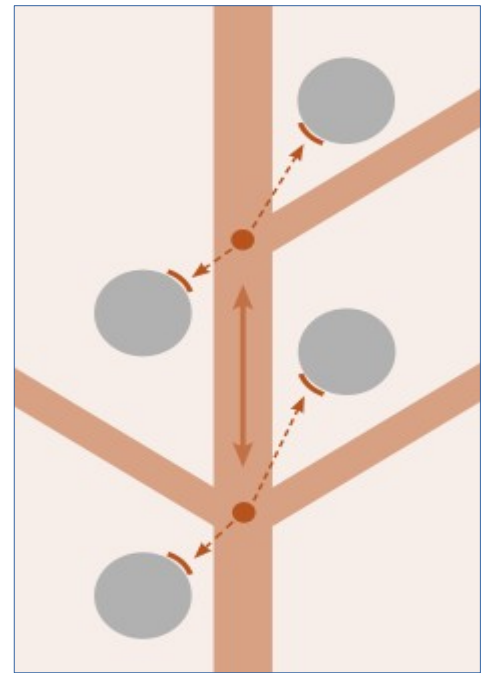
(Drawings © Schwäbischer Albverein)

- 1 Waymarks should be placed in the direction of the route so that they are clearly visible from a distance
- 2 Waymarks should be positioned on an object so that the whole mark is visible from the point of view of the approaching walker, by ensuring that the surface of the mark forms an angle of more than 45° with the line of route.



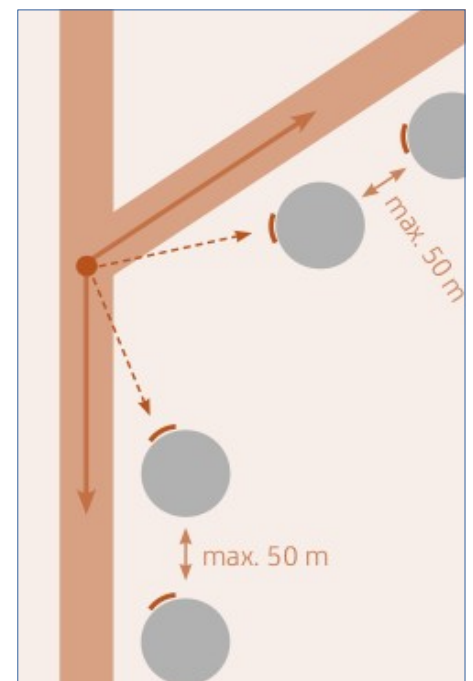
- 3 The route should be waymarked in both directions, with two clearly separate marks. Each of these marks should be positioned with respect to one direction only.

4. Junctions are places where paths cross, join or diverge from each other. When carrying out marking, special attention must be placed to junctions where the walker could leave the marked path by mistake. For this reason, all junctions must be marked in both directions.

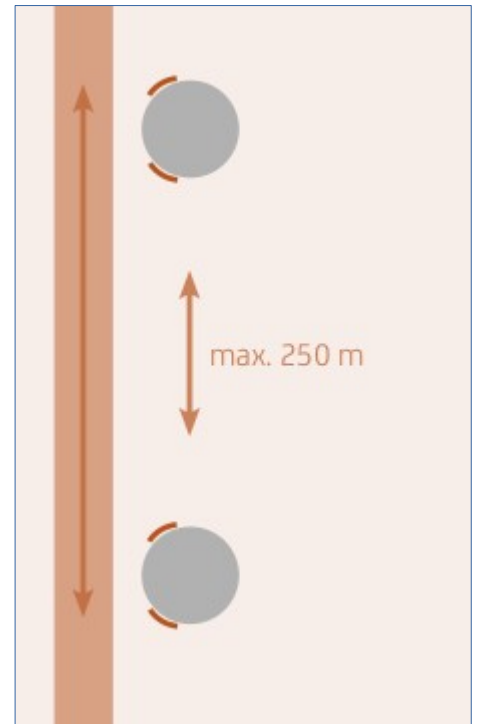


A waymark indicating the correct direction should be placed no more than 10m after the junction so that it is clearly visible from the junction and indicates the change of direction unambiguously. This mark is called the guidance mark.

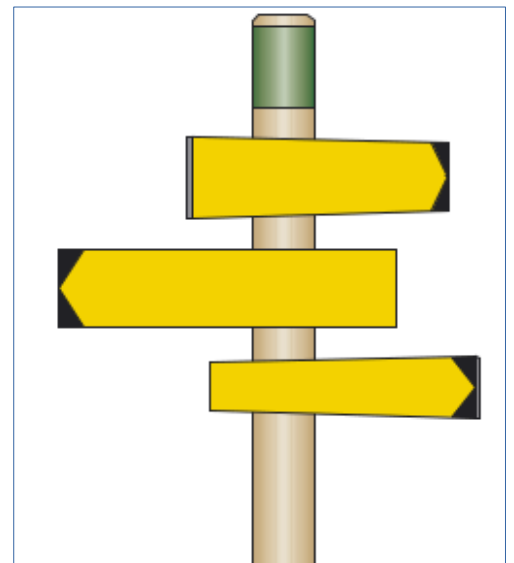
Another mark should be placed a little further along the correct route. This is called the confirmation mark.



5. Long sections of routes without junctions should be provided with reassurance marks. The distance should not exceed 250m. This distance should be shortened in difficult or mountainous terrain.



6 If the marked route turns off on another path or changes direction suddenly, an arrow should be used, with the point of the arrow indicating the new direction.



7 Increased attention should be paid to the signing of routes in built-up areas, and in particular along sections leaving built-up areas.

8 Directional panels or fingerposts indicating the route of the marked path should be placed at the starting/ending points of the route, at junctions and at other necessary places along the route.



9 Fingerposts and directional panels should indicate one or more destination along the marked route and the distance in km (miles) or hours. If a destination is shown on a fingerpost or panel, it must be shown on all other subsequent fingerposts or panels until the destination itself is reached.

