



Guidelines for E-Path marking, signing and informationboards

Version 2021.06

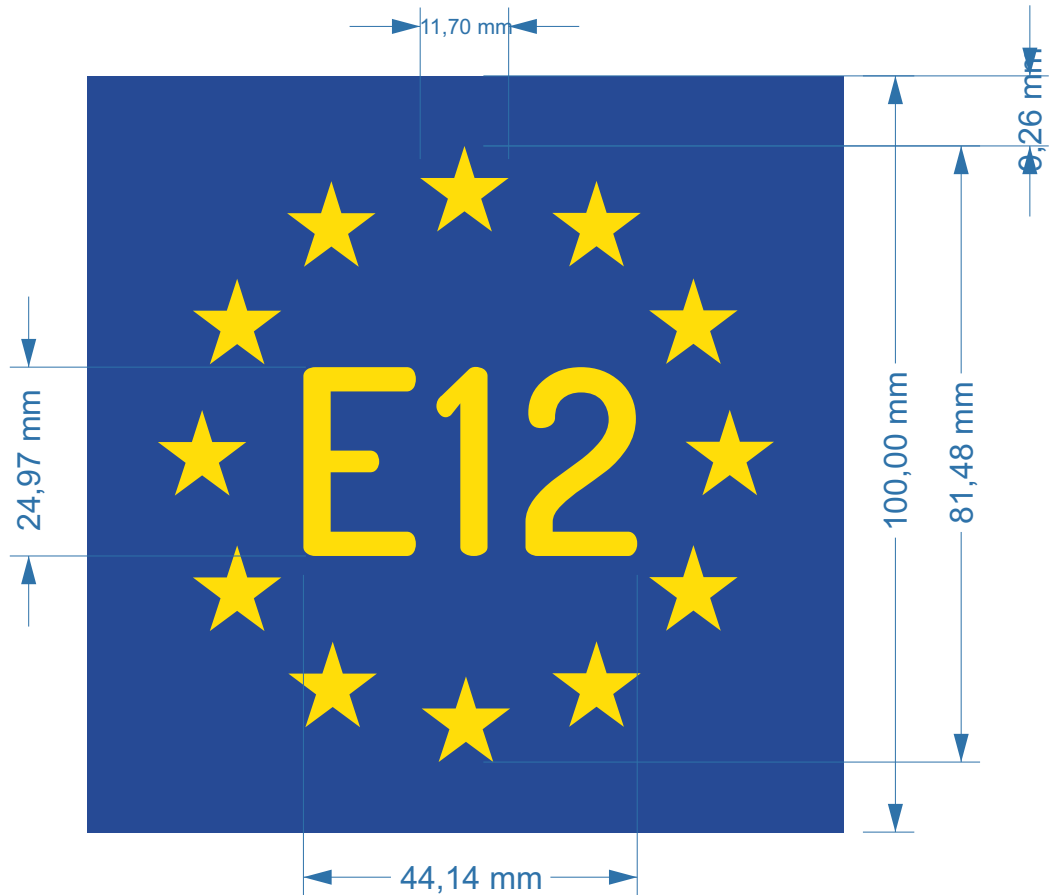


era-ewv-ferp.com



Guidelines for E-path marking, signing and informationboards

1. Marking and signing of E-paths are two different issues. Signing is an indication of, which route you follow. Marking leads you along a trail without getting lost.
2. Marking of E-paths follow the national rules for the specific trail, that the E-path follows.
E.g. where an E-paths is following a GR-route, the marking will be the GR-marking.
Where an E-path does not follow another trail, the E-path is marked according to national rules and ERA [General Principles for signing and waymarking](#).
3. Signing of E-paths should follow these guidelines:
 - a) The E-path logo must be collated in
 - informative panels of the routes
 - publications (topographies) and maps that describe the trails
 - electronic sources
 - b) It is highly recommended to place the E-path sign
 - on the directional poles
 - on some of the wooden signs of the tour
 - c) It is recommended that the E-path icon have the dimensions of 9 x 7 cm or 10 x 10 cm. It can be represented larger and smaller, if the ratio is preserved.
 - d) Every publication promoting E-paths must include the ERA logo and ERA website address www.era-ewv-ferp.com.
4. Informationsboards would follow these standards:
 - ERA logo incl. website address (bit.ly/e-paths)
 - The E-path logo, QR code to the E-path
 - Europe map (small)
 - Local map (big)
 - Physical data e.g. description of the local E-path, length, time to walk, elevations, photos
 - Member organisation responsible
 - At least three official languages + national. All with QR codes.



Letter font: Terminal Dosis SemiBold

ABCDEFGHIJKLMNOPQRSTUVWXYZ

abcdefghijklmnopqrstuvwxyz

1234567890!@#\$()

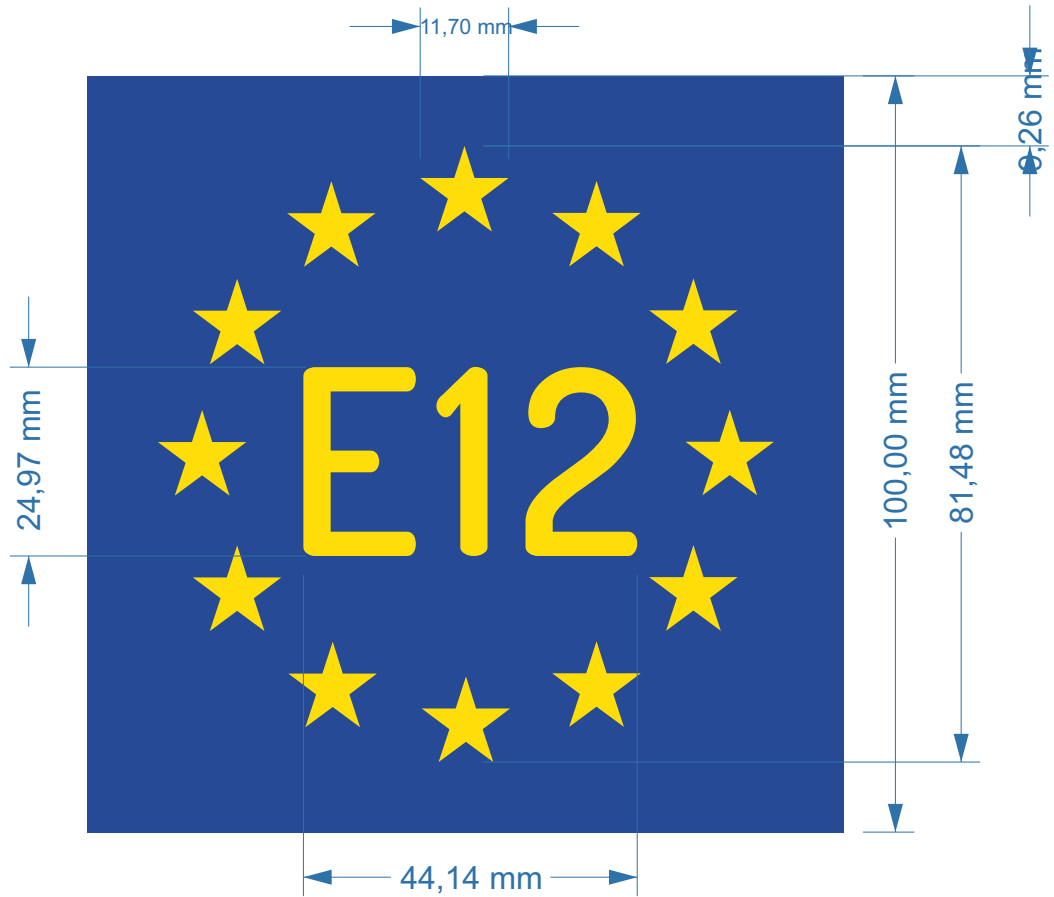
CMYK



99C / 78M / 3Y / 0K



0C / 10M / 95Y / 0K



Letter font: Terminal Dosis SemiBold

ABCDEFGHIJKLMNOPQRSTUVWXYZ

abcdefghijklmnopqrstuvwxyz

1234567890!@#\$()

CMYK



99C / 78M / 3Y / 0K



0C / 10M / 95Y / 0K



Guidelines for E-path marking, signing and informationboards

Letter font and framing



Note:

It is recommended that the E-path icon have the dimensions of 9 x 7 cm or 10 x 10 cm. It can be represented larger and smaller, if the ratio is preserved.

Those present in the document are at full scale.

Mark to place on signposts - Option 1

(Option for direct aplicação in low relief engraving on the signpost or glued)



Note:



It is recommended that the E-path icon have the dimensions of 9 x 7 cm or 10 x 10 cm. It can be represented larger and smaller, if the ratio is preserved.

Those present in the document are at full scale.

Option for direct aplicação in low relief engraving on the signpost or glued

Mark to place on signposts - Option 1

(Option for direct aplicação in low relief engraving on the signpost or glued)



Mark to place on signposts - Option 2 (Option with 4 screw holes)



Note:

It is recommended that the E-path icon have the dimensions of 9 x 7 cm or 10 x 10 cm. It can be represented larger and smaller, if the ratio is preserved.



Those present in the document are at full scale.

Option with screw holes



Guidelines for E-path marking, signing and informationboards

Mark to place on signposts - Option 2 (Option with 4 screw holes)



Mark to place on signposts - Option 3 (Option with 2 screw holes)




Note:


It is recommended that the E-path icon have the dimensions of 9 x 7 cm or 10 x 10 cm. It can be represented larger and smaller, if the ratio is preserved.

Those present in the document are at full scale.

Option with screw holes

Mark to place on signposts - Option 3 *(Option with 2 screw holes)*

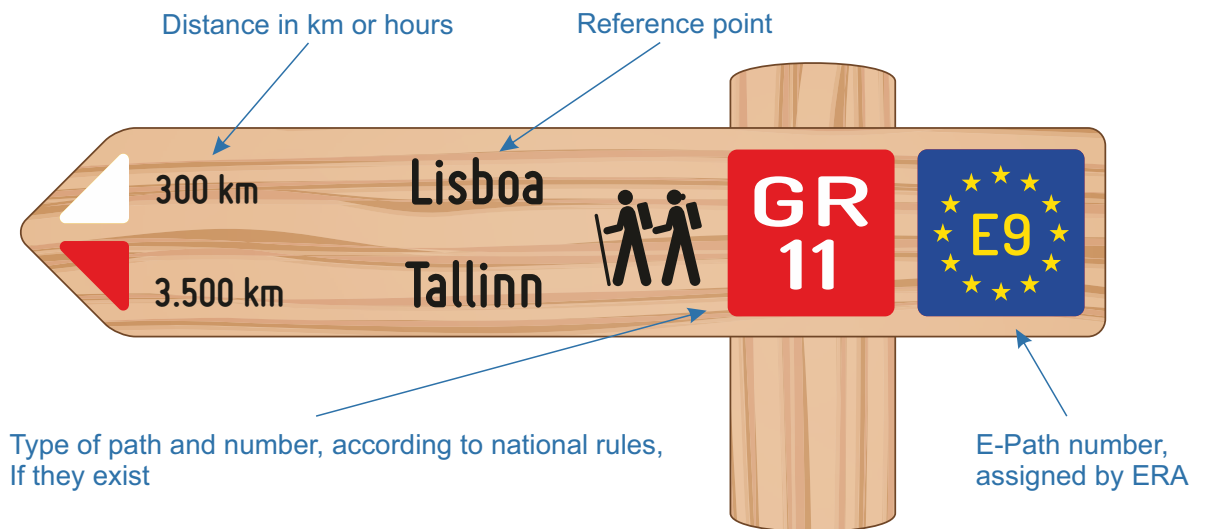





Note:

It is recommended that the E-path icon have the dimensions of 9 x 7 cm or 10 x 10 cm. It can be represented larger and smaller, if the ratio is preserved.

Those present in the document are at full scale.



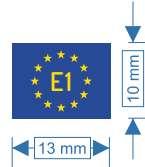
Note:
The directional signs must comply with national rules, if they exist



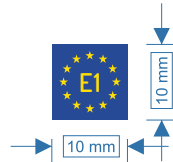
Guidelines for E-path marking, signing and informationboards

Mark in promotion materials
(minimum size allowed), flyers, etc...

Option 1



Option 2



Note:
Minimum size allowed


Those present in the document are at full scale.



Official Seat:
Europäische Wandervereinigung e.V.
Kleine Rosenstr. 1-3
D-34 117 Kassel, Germany

President's Office:
ERA-EWV-FERP
Prusikova 2577
155 00 Praha 5, Czech Republic

E-Mail:
secretariat@era-ewv-ferp.com
Skype: era.secretariat



ERA-EWV-FERP