

metalfire



| architectural fireplaces |

model **UNIVERSAL MF 1500-50 W 1S**

Dimensions (mm)

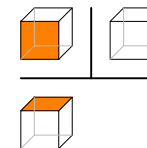
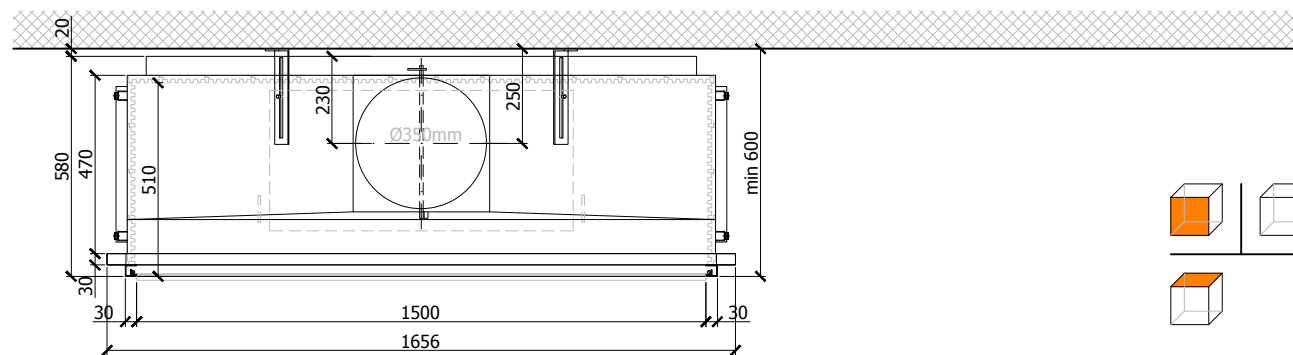
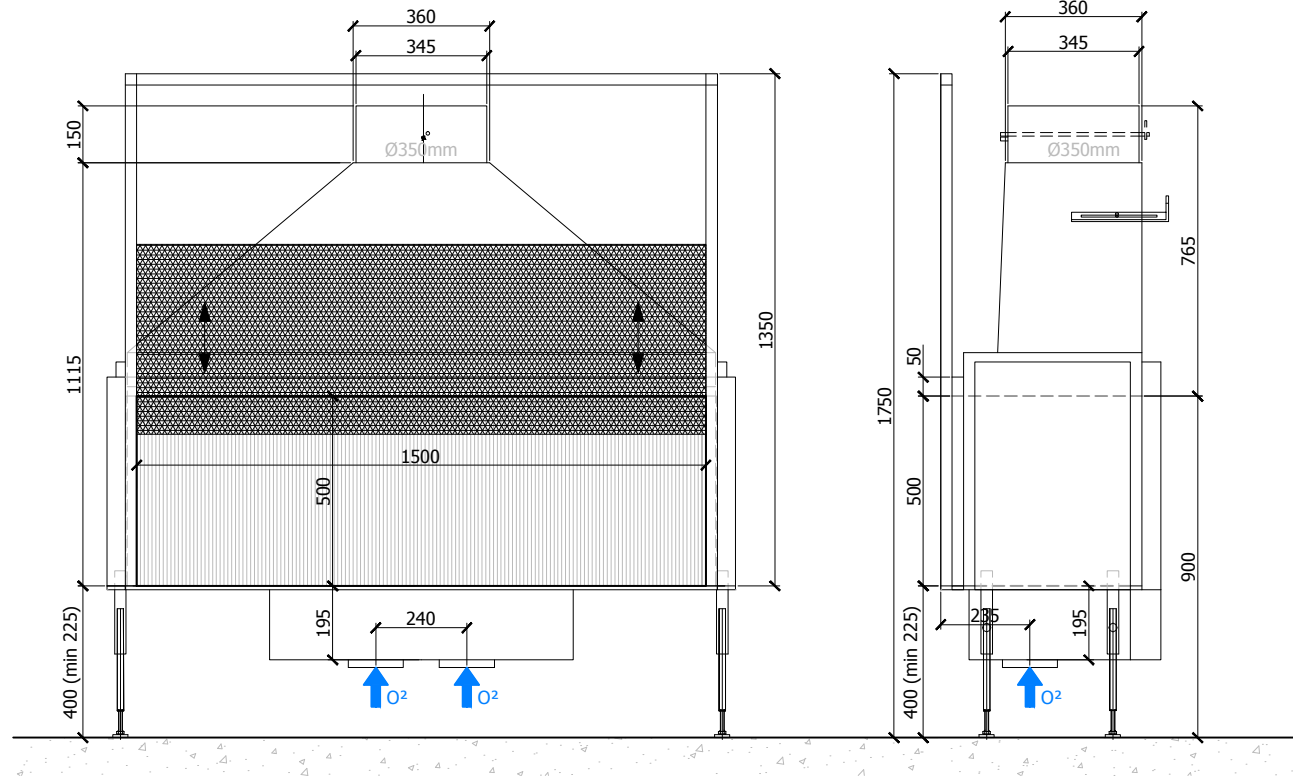
- combustion chamber WxDxH 1500 x 510 x 500
- external WxDxH 1656 x 580 x 1750
- stoke grate WxD 800 x 370
- fresh air 2 x Ø150

Specifications

- finishing: heat-resistant black paint
- lockable valve for fresh air and smoke gases
- two-piece cast iron stoke grate
- sliding door in metal wire mesh  (black H-R paint)
- back and sides of combustion chamber: ribbed cast iron 

Options

- chimney fan RSV 14
- convection jacket (see options)



scale 1:20

www.metalfire.eu

General dimensional tolerances up to 6mm
Metalfire preserves the right to modify specifications without previous notice