

# metalfire



| architectural fireplaces |

**model** UNIVERSAL MF 1300-50 W 1S

**Dimensions (mm)**

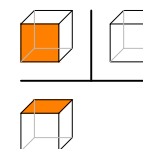
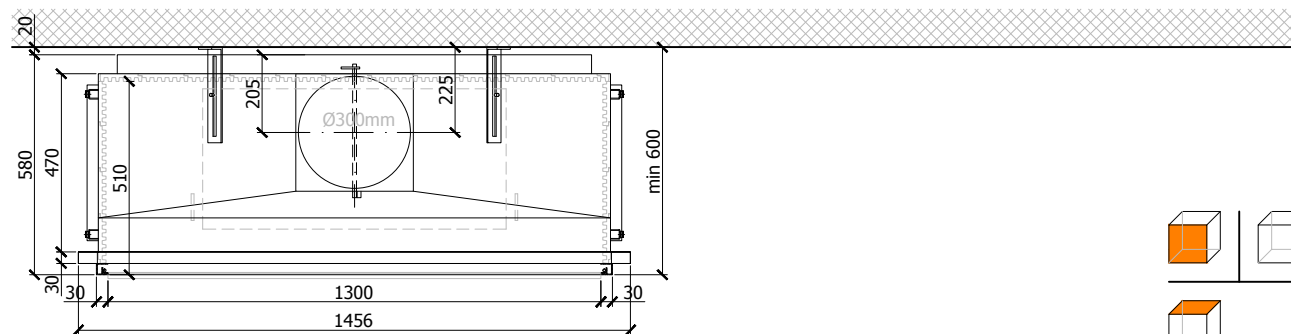
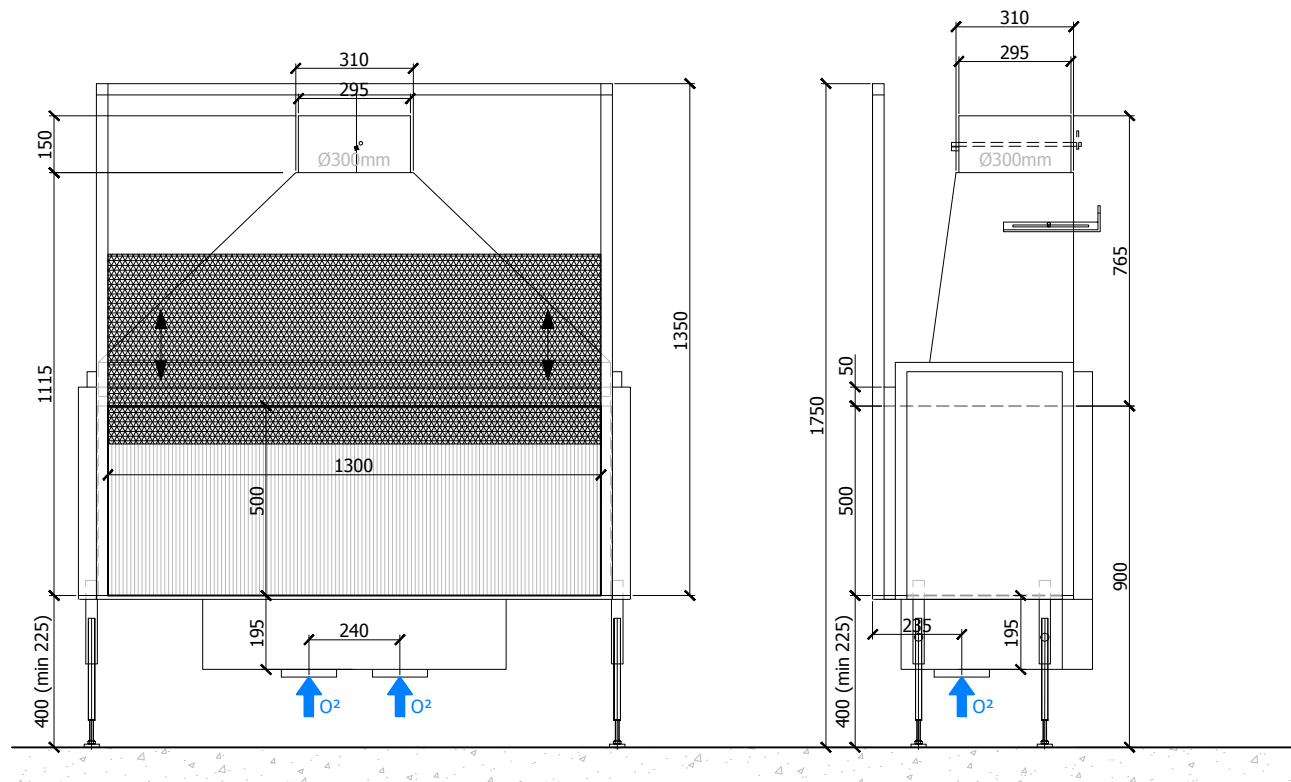
- combustion chamber WxDxH 1300 x 510 x 500
- external WxDxH 1456 x 580 x 1750
- stoke grate WxD 800 x 370
- fresh air 2 x Ø150

**Specifications**

- finishing: heat-resistant black paint
- lockable valve for fresh air and smoke gases
- two-piece cast iron stoke grate
- sliding door in metal wire mesh  (black H-R paint)
- back and sides of combustion chamber: ribbed cast iron 

**Options**

- chimney fan RSV 14
- convection jacket (see options)



scale 1:20

[www.metalfire.eu](http://www.metalfire.eu)

General dimensional tolerances up to 6mm  
Metalfire preserves the right to modify specifications without previous notice