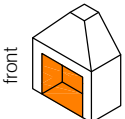
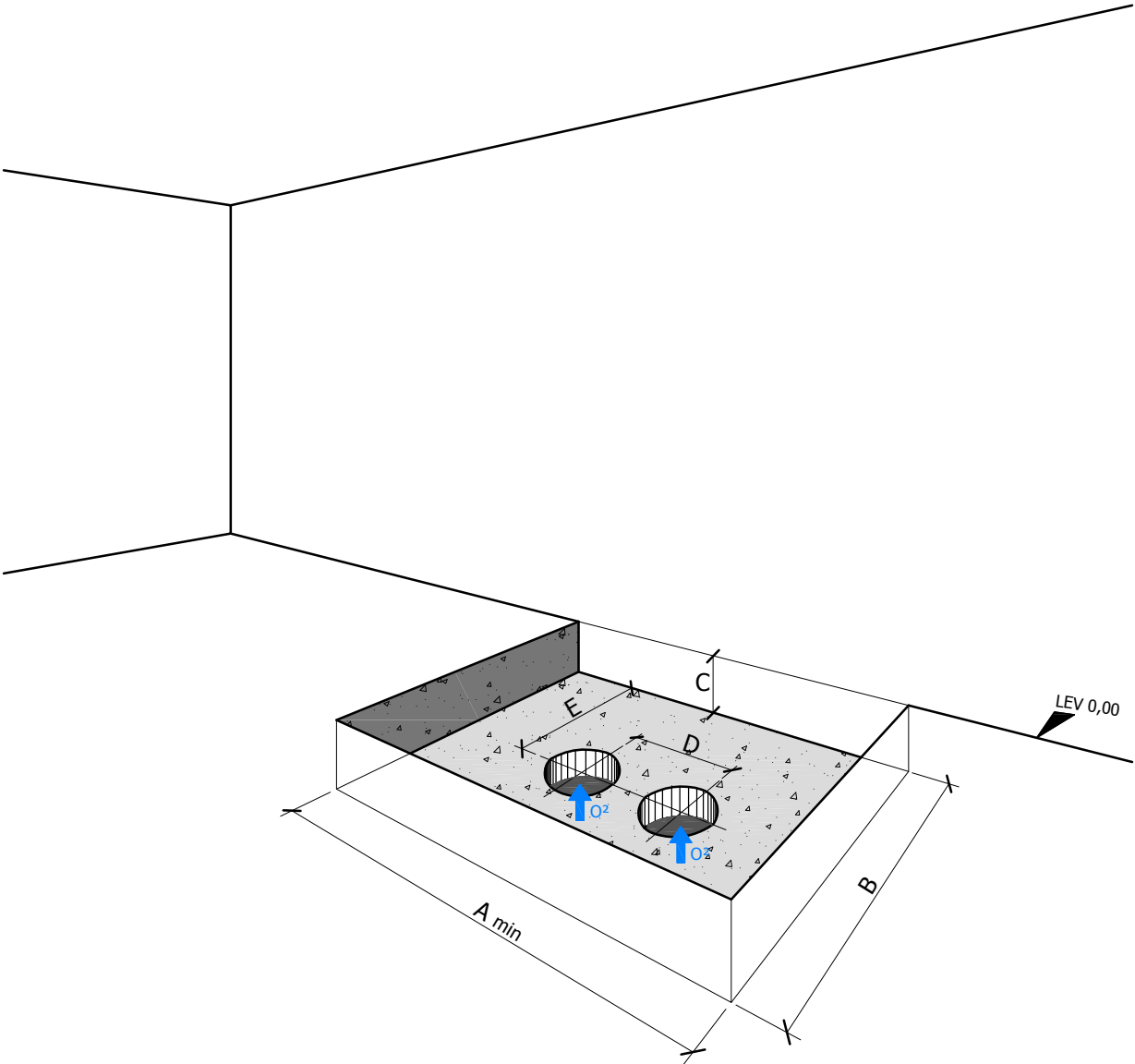


technical provisions for UNIVERSAL



(mm)	A	B	C*	D	E
MF 800-50/75**	1010	600	225	***	360
MF 1050-50/75**	1260	600	225	240	360
MF 1300-50/75**	1560	600	225	240	360
MF 1500-50	1710	600	225	240	360
MF 1900-50	2110	600	225	240	360
MF 800-75 BBQ	1030	600	-	-	-




(mm)	A	B	C*	D	E
MF 800-50/75**	955	600	225	***	360
MF 1050-50/75**	1205	600	225	240	360
MF 1300-50/75**	1455	600	225	240	360
MF 1500-50	1655	600	225	240	360
MF 1900-50	2055	600	225	240	360



(mm)	A	B	C*	D	E
MF 800-50/75**	955	600	225	***	360
MF 1050-50/75**	1205	600	225	240	360
MF 1300-50/75**	1455	600	225	240	360
MF 1500-50	1655	600	225	240	360
MF 1900-50	2055	600	225	240	360



(mm)	A	B	C*	D	E
MF 800-50	960	630	280	***	390
MF 1050-50	1210	630	280	240	390
MF 1300-50	1460	630	280	240	390
MF 1500-50	1660	630	280	240	390
MF 1900-50	2060	630	280	240	390



(mm)	A	B	C*	D	E
MF 800-50/75**	1010	590	225	***	360
MF 1050-50/75**	1260	590	225	240	360
MF 1300-50/75**	1510	590	225	240	360
MF 1500-50	1710	590	225	240	360
MF 1900-50	2110	590	225	240	360

* minimum dimension when opening fireplace = NIV 0,00
 ** same dimensions if height fireplace = 75cm
 *** 1xØ160mm fresh air in center (O²)

General dimensional tolerances up to 6mm
 metalfire preserves the right to modify specifications without previous notice