

DRY ASSOCIATES UNIT TRUST FACT SHEET

BALANCED FUND (KES)



DRY ASSOCIATES
INVESTMENT BANK

AUGUST 2024

YTD RETURN: 5.27%

KEY BENEFITS & DETAILS

Competitive Returns: Comparable growth rate to the average Balanced Fund in Kenya.

Portfolio Management: Mixture of investments in fixed income and equity securities actively managed to combine both capital appreciation and income generation.

Liquidity: Funds are accessible within 3 business days

Fund Size: KES 27.18 Million

Inception Date: 1st July 2016

Number of Holdings: 10 (as at 31st July 2024)

Entry/Exit Fees: 4%, 3%, 2% or 1%, if redeemed within 1, 2, 3 or 4 years respectively

Total Expense Ratio: 4.67% p.a.

Interest & Dividends: Accumulated. Statements show capital appreciation

Min. Initial Investment: KES 1,000,000

Min. Top-up amount: KES 250,000

Min. Redemption: KES 250,000

Withdrawals: Anytime and paid within 3 business days

Statements: Emailed monthly

Benchmark: Blend of NSE All Share Index (25%), GoK 91-day T-bills (50%) & US Russel 2000 Index (25%)

FUND OBJECTIVE

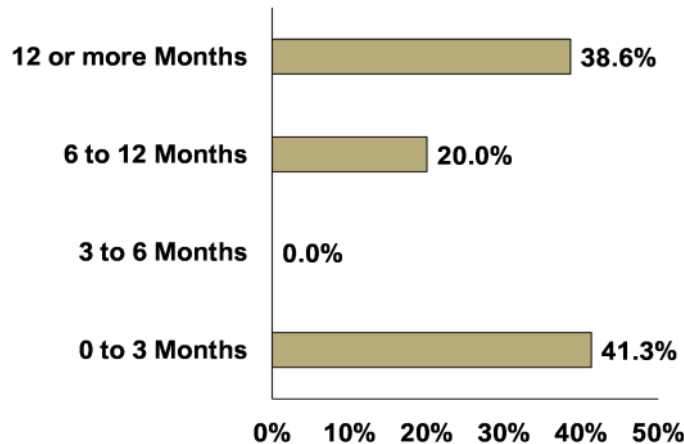
This fund is designed for wealth accumulation and investors are encouraged to invest for periods of at least 5 years or longer. The geographic focus of this fund is in Kenya and the East African Community countries, as well as "Offshore" assets.

This fund is ideal for investors to diversify their medium term investment portfolios. The fund offers a lower risk than pure equity-oriented funds. The debt component of the fund delivers stability, while the equity component seeks to deliver longer-term returns. This asset class diversification limits the portfolio from downside risk

RISK PROFILE



MATURITY PROFILE



STATUTORY DISCLAIMER

The information contained in this Dry Associates Unit Trust Fact Sheet does not constitute legal, tax or investment advice. Dry Associates encourages any prospective investor to seek independent professional advice concerning this product before making an investment. Past performance is not necessarily an indicator of future performance. The value of units may go up as well as down, as the value of the underlying assets may change at any given time. The Dry Associates Unit Trust Fact Sheet is meant for information purposes of the intended recipient only and is not a solicitation to buy or sell. Dry Associates does not take any liability concerning the correctness or accuracy of the information contained herein. Unit Trust prices are calculated daily and published in nationwide newspapers. There are no guarantees whether expressed or implied made by Dry Associates, the Trustee or Custodian to the Dry Associates Unit Trust Scheme on any Investment made.

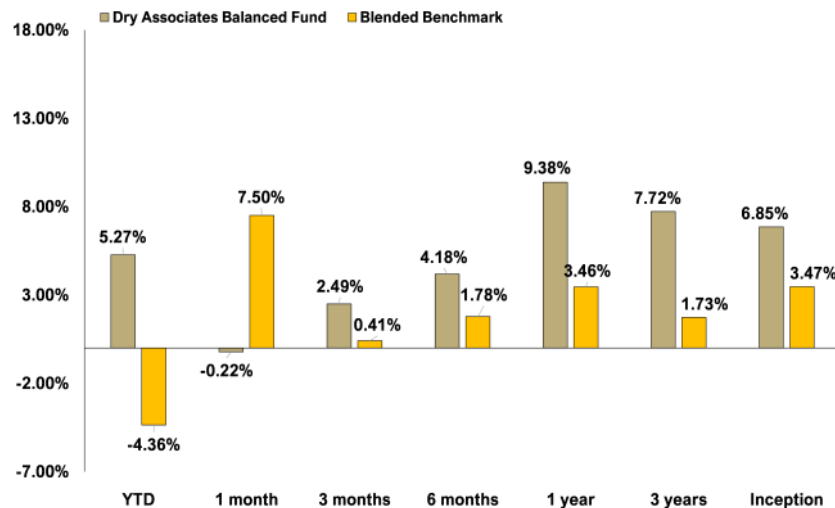


standard chartered

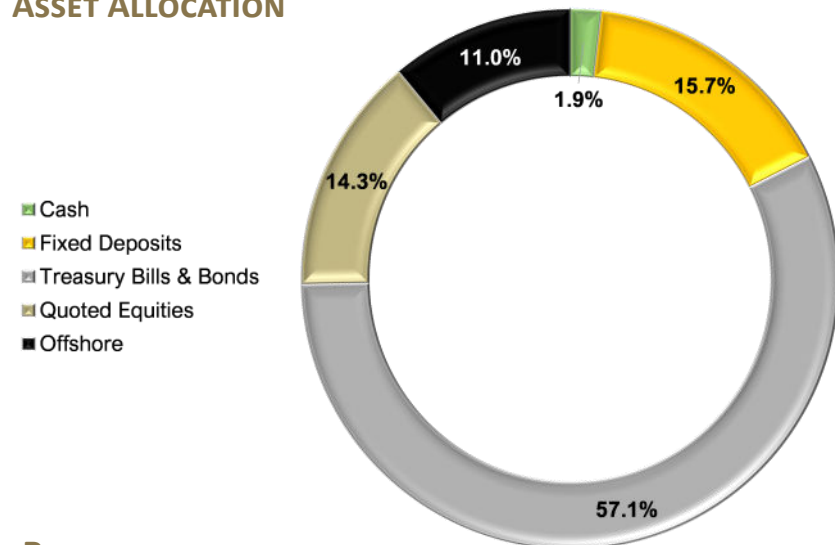
Deloitte.



FUND PERFORMANCE



ASSET ALLOCATION



RETURNS

Month to Date	-0.22%
Previous Month	0.55%
Quarter to Date	2.49%
Previous Quarter	2.48%
Year to Date	5.27%
Previous Year	13.84%
3-Year Annualised Return	7.72%
Annualised Return Since Inception	6.85%

* Dry Associates Unit Trust yields are published NET of all fees; cumulative fund performance

CONTACT

Dry Associates Headquarters,
188 Loresho Ridge Road,
P.O. Box 684-00606, Nairobi, Kenya
0705 799 971 | 0705 849 429 | 0738 253 811 | 020 4450520/1
unittrust@dryassociates.com | www.dryassociates.com