

# DRY ASSOCIATES UNIT TRUST FACT SHEET

## MONEY MARKET FUND (USD)



**DRY ASSOCIATES**  
INVESTMENT BANK

APRIL 2024

CURRENT YIELD<sup>(NET)</sup>: 5.76%

### KEY BENEFITS & DETAILS

**Currency Diversification:** Hard currency alternative for investors to reduce their KES exposure thereby hedging their portfolio against KES depreciation or for investors looking for a USD investment option within Kenya.

**Taxes:** No further tax obligation for individual investors (as per the Income Tax Act, Chapter 470 Laws of Kenya) - Fund is registered as Tax exempt. Distributions are made after 15% withholding tax.

**Liquidity:** Funds are accessible within 3 business days

**Fund Size:** USD 13.84 Million

**Inception Date:** 1<sup>st</sup> July 2016

**Number of holdings:** 16 (as at 31<sup>st</sup> March 2024)

**Entry/Exit Fees:** None

**Total Expense Ratio:** 2.00% p.a.

**Interest Income:** Monthly/Quarterly distribution or accumulation

**Min. Investment:** USD 10,000

**Min. Top-up Amount:** USD 1,000

**Min. Redemption:** USD 1,000

**Withdrawals:** Anytime and paid within 3 business days

**Statements:** Emailed monthly

### FUND OBJECTIVE

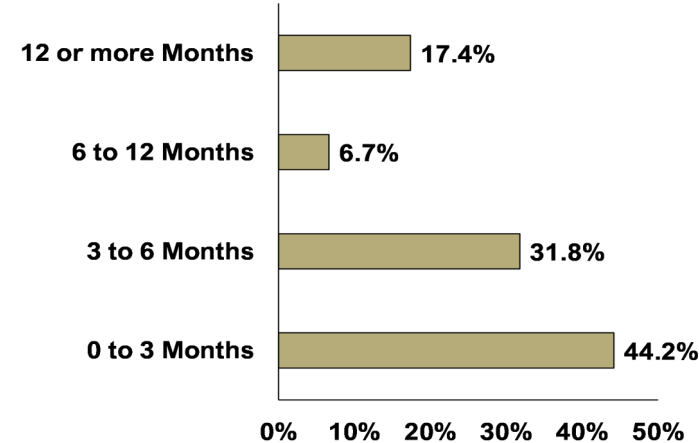
This fund aims to provide safety and income through a diversified portfolio of fixed income securities whose average duration does not exceed 13 months. The geographic focus of this fund is Kenya and other East African Community countries. This fund does not invest in equities of any type.

This fund is ideal for individuals seeking liquidity and/or a regular income; it is a good alternative to traditional Bank deposits. Further, this fund is an excellent treasury management solution for companies with temporary excess liquidity, including charities & multinationals.

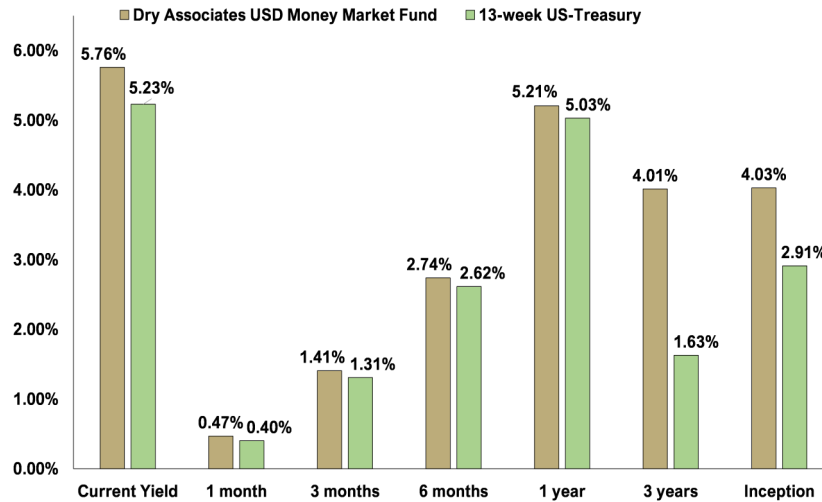
### RISK PROFILE



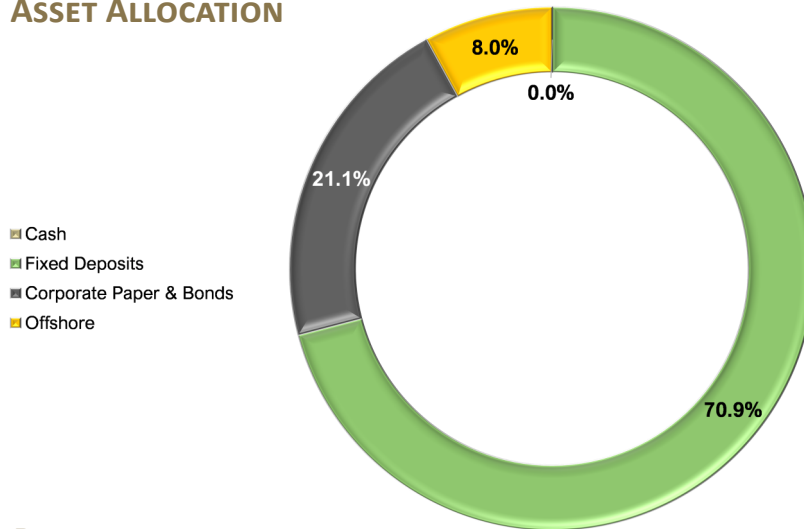
### MATURITY PROFILE



### FUND PERFORMANCE



### ASSET ALLOCATION



### RETURNS

Month to Date	0.47%
Previous Month	0.48%
Quarter to Date	1.41%
Previous Quarter	1.31%
Current Year	5.21%
Previous Year	3.48%
3-Year Annualised Yield	4.01%
Since Inception (Annualised)	4.03%

\* Dry Associates Unit Trust yields are published NET of fees; annualized performance (3yrs+)

### STATUTORY DISCLAIMER

The information contained in this Dry Associates Unit Trust Fact Sheet does not constitute legal, tax or investment advice. Dry Associates encourages any prospective investor to seek independent professional advice concerning this product before making an investment. Past performance is not necessarily an indicator of future performance. The value of units may go up as well as down, as the value of the underlying assets may change at any given time. The Dry Associates Unit Trust Fact Sheet is meant for information purposes of the intended recipient only and is not a solicitation to buy or sell. Dry Associates does not take any liability concerning the correctness or accuracy of the information contained herein. Unit Trust prices are calculated daily and published in nationwide newspapers. There are no guarantees whether expressed or implied made by Dry Associates, the Trustee or Custodian to the Dry Associates Unit Trust Scheme on any Investment made.

### CONTACT

Dry Associates Headquarters,  
188 Loresho Ridge Road,  
P.O. Box 684-00606, Nairobi, Kenya  
0705 799 971 | 0111 014 615 | 0738 253 811 |  
unittrust@dryassociates.com | www.dryassociates.com