



TRIAX

connecting the future



# TRIAX Multiswitches

Dependability guaranteed

[triax.com](http://triax.com)

## Contents

### At a Glance

TRIAX Multiswitch key features .....	4-5
--------------------------------------	-----

### Technical Specifications

Standalone 5 .....	6
Standalone 9 .....	7
Standalone Pro 5 .....	8
Cascade 5 .....	10
Cascade 9 .....	11
Cascade 13 .....	12
Cascade 17 .....	13

### Application examples

TRIAX Multiswitch installation schematics .....	14-15
---	-------

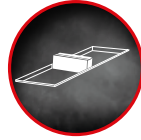
### Accessories

Full range of tailored Amplifiers, Taps, Splitters, Spacers and PSUs .....	16-19
--	-------



### DEPENDABILITY GUARANTEED

Designed in Europe and built to last: a 6-year warranty is our guarantee that TRIAX's core values of reliability and innovation are the foundation of our new multiswitches.



### FLEXIBILITY AT THE FLICK OF A SWITCH

All the functionality you need in a simplified, streamlined range: every new TRIAX multiswitch has an active/passive terrestrial switch for easier stock maintenance and maximum versatility in any installation.



### CONVENIENCE AT EVERY STEP

Designed with installer convenience in mind: we've packed our new range of TRIAX multiswitches full of features to make installations easier to check, build, expand and maintain.

## Regional experts dedicated to your business

### TRIAX Support and Service

At TRIAX, we're committed to delivering exceptional service before, during and after installation to help you get the very best from our high-quality, reliable products.

Our team of dedicated project support staff are at your side to provide design services, advice or technical support for your next installation. We talk your language and stay fully up to date with local requirements and regulations.

Simply contact one of our offices below, or for details of all 10 regional locations, visit [triax.com/offices](http://triax.com/offices).

TRIAX Spain . . . . .	+34 943 44 88 95	<a href="mailto:tds@triax.com">tds@triax.com</a>
TRIAX Austria . . . . .	+43 720 817510	<a href="mailto:verkauf@triax.com">verkauf@triax.com</a>
TRIAX France . . . . .	+33 3 88 18 63 80	<a href="mailto:sc@triax.com">sc@triax.com</a>
TRIAX Germany . . . . .	+49 7127 923-4000	<a href="mailto:info-vertrieb@triax.com">info-vertrieb@triax.com</a>
TRIAX Middle East . . . . .	+971 4887 0600	<a href="mailto:triaxme@triax.com">triaxme@triax.com</a>
TRIAX UK . . . . .	+44 1443 778 908	<a href="mailto:sales@triax.com">sales@triax.com</a>
TRIAX International . . . . .	+45 76 82 22 00	<a href="mailto:triax@triax.com">triax@triax.com</a>

## At a glance

### Key features of the TRIAX Multiswitch range

Every aspect of the new TRIAX multiswitch range is designed with installer convenience in mind.

Quality, dependable products that last. Versatile functionality, making it easier to stock and select the right product for the installation.

Features and performance to match the most stringent demands and directives. Compact design and handy accessories to save space in even the tightest technical cabinet, for tidier, easier installations.

It's all backed up with the dedicated project support and service you expect from TRIAX.

#### Excellent performance

- Low insertion loss
- High isolation
- Low power consumption

#### Reduced footprint

- Tidier, more compact installations in even the tightest of spaces
- Optional spacers available



#### Pro features

Fine tune your network

- Make all the adjustments you need, with our Standalone Pro models
- Can carry CATV network signals using return-channel applications

#### Flexible range

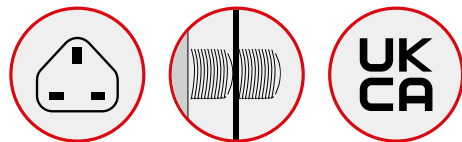
- Easier to select the right product
- Fewer products to stock
- Quad and Quattro LNB compatible

#### RED compliant

- High quality, reliable performance

#### CATV networks

- Can carry CATV network signals using return-channel applications (MKII cascade multiswitches)



#### UK features

Regional experts dedicated to your business

- All our multiswitches are also available in the UK with local power supplies, earth bars and up-to-date regulatory markings – look out for the UK-specific product numbers in the technical specifications.

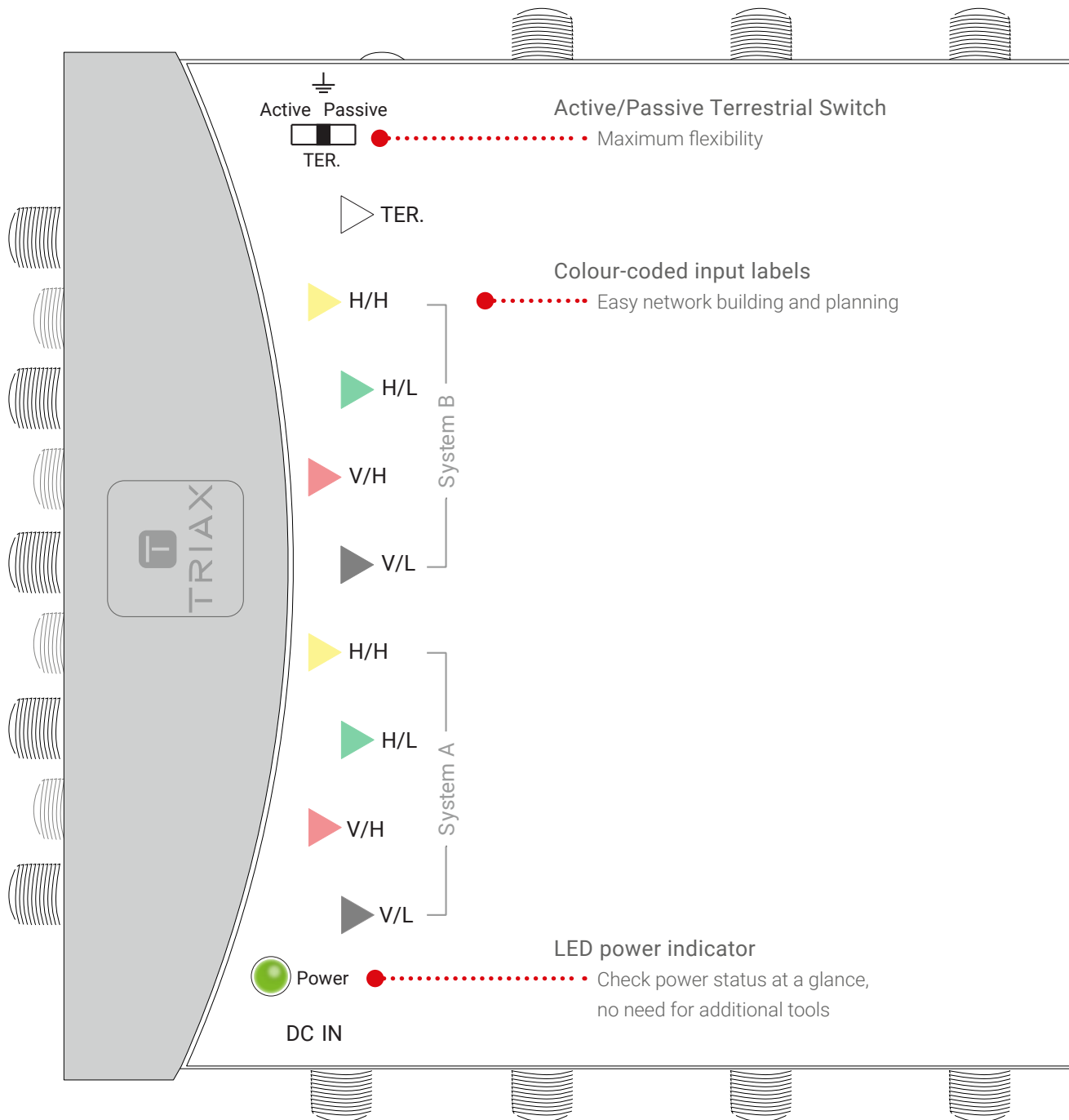
# Dependable, flexible, convenient

## Equidistant F-connectors

Easily expand your network: all multiswitches fit together like building blocks, with enough space to comfortably screw on connectors

### ESD Protection

Safety on all inputs & subscriber outputs



### Flexible power injection

Connect to DC wherever is most practical in your cascade network:  
all multiswitches can bear 3 amps per local injection and 2 amps per sat line



### Standalone 5

#### 6, 8, 12, 16, 24, 32 outputs

Standalone multiswitch range for 1 Satellite position with 5 inputs and 6 to 32 outputs, suitable for distributing satellite and terrestrial signals in small and medium sized systems.

The TMS 5 S series offers excellent performance and flexibility, with a compact design for installations even in confined spaces.



Feature (MKII)	EU version	TMS/CKR 5x6 S	TMS/CKR 5x8 S	TMS/CKR 5x12 S	TMS/CKR 5x16 S	TMS/CKR 5x24 S	TMS/CKR 5x32 S
Art. no.		318601	318602	318603	318604	318605	318606
Frequency range TER	Active / Passive (via switch)	47-694 MHz / 5-862 MHz					
Frequency range SAT		950-2200 MHz					
Supported LNB		QUAD/QUATTRO					
Inputs SAT + TER (F-type connectors)		5					
Subscriber Outputs (F-type connectors)		6	8	12	16	24	32
TER Subscriber loss	TER active / TER passive	0 ± 2dB / 23 ± 2dB		0 ± 2dB / 27 ± 2dB		0 ± 2dB / 33 ± 2dB	
SAT Subscriber gain with 5dB slope		-2...+3 ± 2dB				-4...+1 ± 2dB	
Isolation	SAT to TER	30dB					
	Cross polarisation H/V	30dB					
	Tap-Tap TER / Tap-Tap SAT	25dB / 30dB					
Max. input level	TER / SAT	90dBµV / 97dBµV				90dBµV / 99dBµV	
Max. output level	TER active (IMA <sup>3</sup> 60dB) SAT (IMA <sup>3</sup> 35dB)	90dBµV 100 dBµV					
Return loss	TER/SAT (input)	> 10dB					
	TER/SAT (Tap output)	> 10dB					
Noise figure	TER active	≤7dB					
Switching commands		DiSEqC 1.0 / 2.0, 13V, 18V, 13V22KHz, 18V22KHz					
Power consumption	Multiswitch power consumption	3W Max.(TER Active) 2W Max.(TER Passive)		4W Max.(TER Active) 2W Max.(TER Passive)		4W Max.(TER Active) 3W Max.(TER Passive)	
	Max. current to LNB	1A					
	Max. current from receiver	< 50mA					
Power supply voltage		180...264 VAC					
Operating temperature		-20...+55°C					
Dimensions (W x L x D)		250 x 140 x 65mm				330 x 140 x 65mm	
Weight		725g	735g	785g	800g	1040g	1070g
<b>Feature</b>	<b>UK version</b>	-	<b>TMS/CKR 5x8 S BS</b>	<b>TMS/CKR 5x12 S BS</b>	<b>TMS/CKR 5x16 S BS</b>	<b>TMS/CKR 5x24 S BS</b>	<b>TMS/CKR 5x32 S BS</b>
Art. no.			318621	318622	318623	318624	318625

# Standalone 9

## 8, 12, 16, 24, 32 outputs

Standalone multiswitch range for 2 Satellite positions with 9 inputs and 8 to 32 outputs, suitable for distributing satellite and terrestrial signals in small and medium sized systems.

The TMS 9 S series offers excellent performance and flexibility, with a compact design for installations even in confined spaces.



Feature (MKII)		TMS/CKR 9x8 S	TMS/CKR 9x12 S	TMS/CKR 9x16 S	TMS/CKR 9x24 S	TMS/CKR 9x32 S
Art. no.		318702	318703	318704	318705	318706
Frequency range TER	Active / Passive (via switch)	47-694 MHz / 5-862 MHz				
Frequency range SAT		950-2200 MHz				
Inputs SAT + TER (F-type connectors)		9				
Subscriber Outputs (F-type connectors)		8	12	16	24	32
TER Subscriber loss	TER active / TER passive	0 ± 2dB / 23 ± 2dB	0 ± 2dB / 27 ± 2dB		0 ± 2dB / 33 ± 2dB	
SAT Subscriber gain with 5dB slope		0...+5 ± 2dB	-3...+2 ± 2dB		-4...+1 ± 2dB	
Isolation	SAT to TER / Cross polarisation H/V	30dB / 30dB				
	Tap-Tap TER / Tap-Tap SAT	25dB / 30dB				
Max. input level	TER / SAT	90dBµV / 95dBµV	90dBµV / 98dBµV		90dBµV / 99dBµV	
Max. output level	TER active (IMA <sup>3</sup> 60dB) SAT (IMA <sup>3</sup> 35dB)			90dBµV 100 dBµV		
Return loss	TER/SAT (input) TER/SAT (Tap output)			> 10dB > 10dB		
Noise figure	TER active	≤7dB				
Switching commands		DiSEqC 1.0 / 2.0, 13V, 18V, 13V22KHz, 18V22KHz				
Power consumption	Multiswitch power consumption	3.5W Max.(TER Active), 2W Max.(TER Passive)				
	Max. current to LNB	1A				
	Max. current from receiver	< 50mA				
Power supply voltage		180...264 VAC				
Operating temperature		-20...+55°C				
Dimensions (W x L x D)		270 x 140 x 65mm			370 x 140 x 65mm	
Weight		805g	840g	855g	1140g	1170g





# TRIAx

## Standalone 5 Pro

### Standalone 5 Pro

#### 8, 12, 16, 24, 32 outputs

Standalone multiswitch range for 1 Satellite position with 5 inputs and 8 to 32 outputs, suitable for distributing satellite and terrestrial signals in small and medium sized systems.


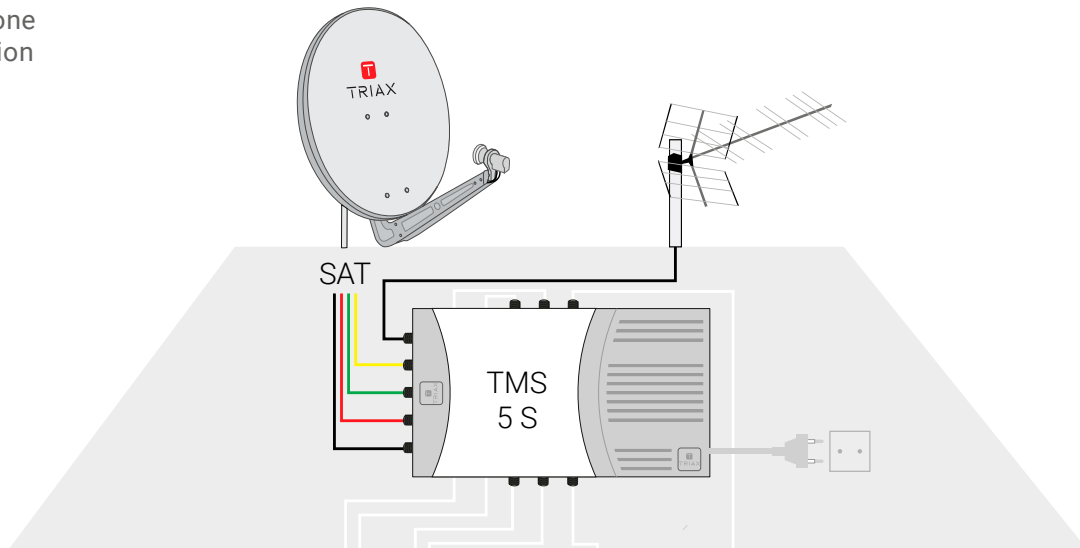
The TMS 5 S PRO series offers excellent performance, with the ability to adjust input and output levels, and a compact design for installations even in confined spaces.



Feature		TMS/CKR PRO 5x8 S	TMS/CKR PRO 5x12 S	TMS/CKR PRO 5x16 S	TMS/CKR PRO 5x24 S	TMS/CKR PRO 5x32 S
Art. no.		318608	318609	318610	318611	318612
Frequency range TER	Active / Passive (via switch)	47-694 MHz / 5-862 MHz				
Frequency range SAT		950-2200 MHz				
Supported LNB		QUAD/QUATTRO				
Inputs SAT + TER (F-type connectors)		5				
Subscriber Outputs (F-type connectors)		8	12	16	24	32
TER Subscriber loss	TER active / TER passive	0 ± 2dB / 25 ± 2dB	0 ± 2dB / 27 ± 2dB		0 ± 2dB / 33 ± 2dB	
SAT Subscriber gain with 5dB slope		0...+5 ± 2dB				
Isolation	SAT to TER Cross polarisation H/V	30dB / 30dB				
	Tap-Tap TER / Tap-Tap SAT	25dB / 30dB				
Max. input level	TER / SAT	90dBµV / 97dBµV				
Input level control	TER /SAT	0-15dB (TER active) / 0-10dB				
Max. output level	TER active (IMA <sup>3</sup> 60dB) SAT (IMA <sup>3</sup> 35dB)	90dBµV 100 dBµV				
Output level control	via switch	-			0dB / -6dB / -12dB	
Return loss	TER/SAT (input) TER/SAT (Tap output)	> 10dB > 10dB				
Noise figure	TER active	≤7dB				
Switching commands		DiSEqC 1.0 / 2.0, 13V, 18V, 13V22KHz, 18V22KHz				
Power consumption	Multiswitch power consumption	4W Max.(TER Active) 3W Max.(TER Passive)	4.5W Max.(TER Active) 3.5W Max.(TER Passive)		5W Max.(TER Active) 4W Max.(TER Passive)	
	Max. current to LNB	1A				
	Max. current from receiver	< 50mA				
Power supply voltage		180...264 VAC				
Operating temperature		-20...+55°C				
Dimensions (W x L x D)		285 x 225 x 60mm			385 x 225 x 60mm	
Weight		835g	885g	900g	1115g	1140g



Standalone installation





### Cascade 5

#### 8, 12, 16, 24, 32 outputs

Cascade multiswitch range for 1 Satellite position with 5 inputs and 5 trunk outputs, suitable for distributing satellite and terrestrial signals in small to large sized systems. Available with 8 to 32 subscriber outputs and powered by the TMS PSU external power supply either directly or via the SAT trunk lines. The TMS 5 C series offers excellent performance and flexibility, with a compact design for installations even in confined spaces.



Feature (MKII)	EU version	TMS 5x8 C	TMS 5x12 C	TMS 5x16 C	TMS 5x24 C	TMS 5x32 C
Art. no.		318613	318614	318615	318616	318617
Frequency range TER	Active / Passive (via switch)	47-862 MHz / 5-862 MHz				
Frequency range SAT		950-2200 MHz				
Inputs SAT + TER (F-type connectors)		5				
Subscriber Outputs (F-type connectors)		8	12	16	24	32
Trunk Loss	TER / SAT	3 ± 1dB / 4 ± 1dB	4 ± 1dB / 5 ± 1dB		5 ± 1dB / 7 ± 1dB	
TER Tap loss	TER active / TER passive	0 ± 2dB / 25 ± 2dB	0 ± 2dB / 29 ± 2dB		0 ± 2dB / 33 ± 2dB	
SAT Tap gain with 5dB slope		-2...+3 ± 2dB	-3...+2 ± 2dB		-4...+1 ± 2dB	
Isolation Trunk-Trunk	TER to SAT / SAT to TER / SAT to SAT	> 30dB				
Isolation Tap	TER to SAT / SAT to TER	> 25dB / >30dB				
	Cross polarisation H/V	30dB				
	Tap-Tap TER / Tap-Tap SAT	25dB / 30dB				
Max. input level	TER / SAT	90dBµV / 97dBµV	90dBµV / 98dBµV		90dBµV / 99dBµV	
Max. output level	TER Active (IMA <sup>3</sup> 60dB) SAT (IMA <sup>3</sup> 35dB)			90dBµV 100dBµV		
Return loss TER/SAT	Trunk input / Trunk output	> 10dB				
	Tap output	10dB				
Switching commands		DiSEqC 1.0 / 2.0, 13V, 18V, 13V22KHz, 18V22KHz				
Power consumption	Multiswitch power consumption @18V	30mA TER passive 200mA TER active				
	Max. current to LNB	3A				
	Max. current from receiver	< 50mA				
Multiswitch operating voltage		15-20V DC				
DC support on trunk line		on all 4 polarities VL/VH/HL/HH - TER no DC pass				
Trunk max. current pass per line		2A				
DC injection max. current		3A				
Operating temperature		-20...+55°C				
Dimensions (W x L x D)		175 x 255 x 65mm			275 x 255 x 65mm	
Weight		485g	535g	550g	765g	815g
<b>Feature</b>	<b>UK version</b>	<b>TMS 5x8 C EB</b>	<b>TMS 5x12 C EB</b>	<b>TMS 5x16 C EB</b>	<b>TMS 5x24 C EB</b>	<b>TMS 5x32 C EB</b>
Art. no.		318626	318627	318628	318629	318630

# Cascade 9

## 8, 12, 16, 24, 32 outputs

Cascade multiswitch range for 2 Satellite positions with 9 inputs and 9 trunk outputs, suitable for distributing satellite and terrestrial signals in small to large sized systems. Available with 8 to 32 subscriber outputs and powered by the TMS PSU external power supply either directly or via the SAT trunk lines. The TMS 9 C series offers excellent performance and flexibility, with a compact design for installations even in confined spaces.



Feature (MKII)		TMS 9x8 C	TMS 9x12 C	TMS 9x16 C	TMS 9x24 C	TMS 9x32 C
Art. no.		318713	318714	318715	318716	318717
Frequency range TER	Active / Passive (via switch)	47-862 MHz / 5-862 MHz				
Frequency range SAT		950-2200 MHz				
Inputs SAT + TER (F-type connectors)		9				
Subscriber Outputs (F-type connectors)		8	12	16	24	32
Trunk Loss	TER / SAT	4 ± 1dB / 4 ± 1dB	4.5 ± 1dB / 4 ± 1dB		5 ± 1dB / 6 ± 1dB	
TER Tap loss	TER active / TER passive	0 ± 2dB / 25 ± 2dB	0 ± 2dB / 27 ± 2dB		0 ± 2dB / 33 ± 2dB	
SAT Tap gain with 5dB slope		-2...+3 ± 2dB	-3...+2 ± 2dB		-4...+1 ± 2dB	
Isolation Trunk-Trunk	TER to SAT / SAT to TER / SAT to SAT	> 30dB				
Isolation Tap	TER to SAT / SAT to TER	> 25dB / >30dB				
	Cross polarisation H/V	30dB				
	Tap-Tap TER / Tap-Tap SAT	> 30dB				
Max. input level	TER / SAT	90dBµV / 97dBµV	90dBµV / 98dBµV		90dBµV / 99dBµV	
Max. output level	TER Active (IMA <sup>3</sup> 60dB) SAT (IMA <sup>3</sup> 35dB)	90dBµV 100dBµV		90dBµV 100dBµV		
Return loss TER/SAT	Trunk input / Trunk output	> 10dB				
	Tap output	10dB				
Switching commands		DiSEqC 1.0 / 2.0, 13V, 18V, 13V22KHz, 18V22KHz				
Power consumption	Multiswitch power consumption @18V	20mA TER passive / 75mA TER active	30mA TER passive / 180mA TER active			
	Max. current to LNB	3A				
	Max. current from receiver	< 50mA				
Multiswitch operating voltage		15-20V DC				
DC support on trunk line		on all 4 polarities VL/VH/HL/HH - TER no DC pass				
Trunk max. current pass per line		2A				
DC injection max. current		3A				
Operating temperature		-20...+55°C				
Dimensions (W x L x D)		175 x 255 x 65mm			275 x 255 x 65mm	
Weight		585g	635g	650g	910g	960g



### Cascade 13

#### 8, 12, 16, 24, 32 outputs

Cascade multiswitch range for 3 Satellite positions with 13 inputs and 13 trunk outputs, suitable for distributing satellite and terrestrial signals in small to large sized systems. Available with 8 to 32 subscriber outputs and powered by the TMS PSU external power supply either directly or via the SAT trunk lines. The TMS 13 C series offers excellent performance and flexibility, with a compact design for installations even in confined spaces.



Feature (MKII)		TMS 13x8 C	TMS 13x12 C	TMS 13x16 C	TMS 13x24 C	TMS 13x32 C
Art. no.		318801	318802	318803	318804	318805
Frequency range TER	Active / Passive (via switch)	47-862 MHz / 5-862 MHz				
Frequency range SAT		950-2200 MHz				
Inputs SAT + TER (F-type connectors)		13				
Subscriber Outputs (F-type connectors)		8	12	16	24	32
Trunk Loss	TER / SAT	4 ± 1dB / 4 ± 1dB	4.5 ± 1dB / 4 ± 1dB		5 ± 1dB / 6 ± 1dB	
TER Tap loss	TER active / TER passive	2 ± 2dB / 25 ± 2dB	0 ± 2dB / 29 ± 2dB		0 ± 2dB / 33 ± 2dB	
SAT Tap gain with 5dB slope		-2...+3 ± 2dB	-3...+2 ± 2dB		-4...+1 ± 2dB	
Isolation Trunk-Trunk	TER to SAT / SAT to TER / SAT to SAT	> 30dB				
Isolation Tap	TER to SAT / SAT to TER	> 25dB / >30dB				
	Cross polarisation H/V	30dB				
	Tap-Tap TER / Tap-Tap SAT	25 / 30dB				
Max. input level	TER / SAT	90dBµV / 97dBµV	90dBµV / 98dBµV		90dBµV / 99dBµV	
Max. output level	TER Active (IMA³ 60dB) SAT (IMA³ 35dB)	90dBµV 100dBµV		90dBµV 100dBµV		
Return loss TER/SAT	Trunk input / Trunk output	> 10dB				
	Tap output	10dB				
Switching commands		DiSEqC 1.0 / 2.0, 13V, 18V, 13V22KHz, 18V22KHz				
Power consumption	Multiswitch power consumption @18V	30mA TER passive 150mA TER active	30mA TER passive 180mA TER active		30mA TER passive 200mA TER active	
	Max. current to LNB	3A				
	Max. current from receiver	< 50mA				
Multiswitch operating voltage		15-20V DC				
DC support on trunk line		on all 4 polarities VL/VH/HL/HH - TER no DC pass				
Trunk max. current pass per line		2A				
DC injection max. current		3A				
Operating temperature		-20...+55°C				
Dimensions (W x L x D)		175 x 255 x 65mm			275 x 255 x 65mm	
Weight		920g	990g	1005g	1420g	1470g

# Cascade 17

## 8, 12, 16, 24, 32 outputs

Cascade multiswitch range for 4 Satellite positions with 17 inputs and 17 trunk outputs, suitable for distributing satellite and terrestrial signals in small to large sized systems. Available with 8 to 32 subscriber outputs and powered by the TMS PSU external power supply either directly or via the SAT trunk lines. The TMS 17 C series offers excellent performance and flexibility, with a compact design for installations even in confined spaces.



Feature (MKII)		TMS 17x8 C	TMS 17x12 C	TMS 17x16 C	TMS 17x24 C	TMS 17x32 C
Art. no.		318901	318902	318903	318904	318905
Frequency range TER	Active / Passive (via switch)	47-862 MHz / 5-862 MHz				
Frequency range SAT		950-2200 MHz				
Inputs SAT + TER (F-type connectors)		17				
Subscriber Outputs (F-type connectors)		8	12	16	24	32
Trunk Loss	TER / SAT	4 ± 1dB / 4 ± 1dB		4.5 ± 1dB / 4 ± 1dB		5 ± 1dB / 6 ± 1dB
TER Tap loss	TER active / TER passive	2 ± 2dB / 25 ± 2dB		0 ± 2dB / 29 ± 2dB		0 ± 2dB / 33 ± 2dB
SAT Tap gain with 5dB slope		-2...+3 ± 2dB		-3...+2 ± 2dB		-4...+1 ± 2dB
Isolation Trunk-Trunk	TER to SAT / SAT to TER / SAT to SAT	> 30dB				
Isolation Tap	TER to SAT / SAT to TER	> 25dB / >30dB				
	Cross polarisation H/V	30dB				
	Tap-Tap TER / Tap-Tap SAT	25 / 30dB				
Max. input level	TER / SAT	90dBµV / 97dBµV		90dBµV / 98dBµV		90dBµV / 99dBµV
Max. output level	TER Active (IMA³ 60dB) SAT (IMA³ 35dB)			90dBµV 100dBµV		
Return loss TER/SAT	Trunk input / Trunk output	> 10dB				
	Tap output	10dB				
Switching commands		DiSEqC 1.0 / 2.0, 13V, 18V, 13V22KHz, 18V22KHz				
Power consumption	Multiswitch power consumption @18V	30mA TER passive 150mA TER active	30mA TER passive 180mA TER active		30mA TER passive 200mA TER active	
	Max. current to LNB	3A				
	Max. current from receiver	< 50mA				
Multiswitch operating voltage		15-20V DC				
DC support on trunk line		on all 4 polarities VL/VH/HL/HH - TER no DC pass				
Trunk max. current pass per line		2A				
DC injection max. current		3A				
Operating temperature		-20...+55°C				
Dimensions (W x L x D)		175 x 255 x 65mm			275 x 255 x 65mm	
Weight		920g	990g	1005g	1420g	1470g



# TRIAX

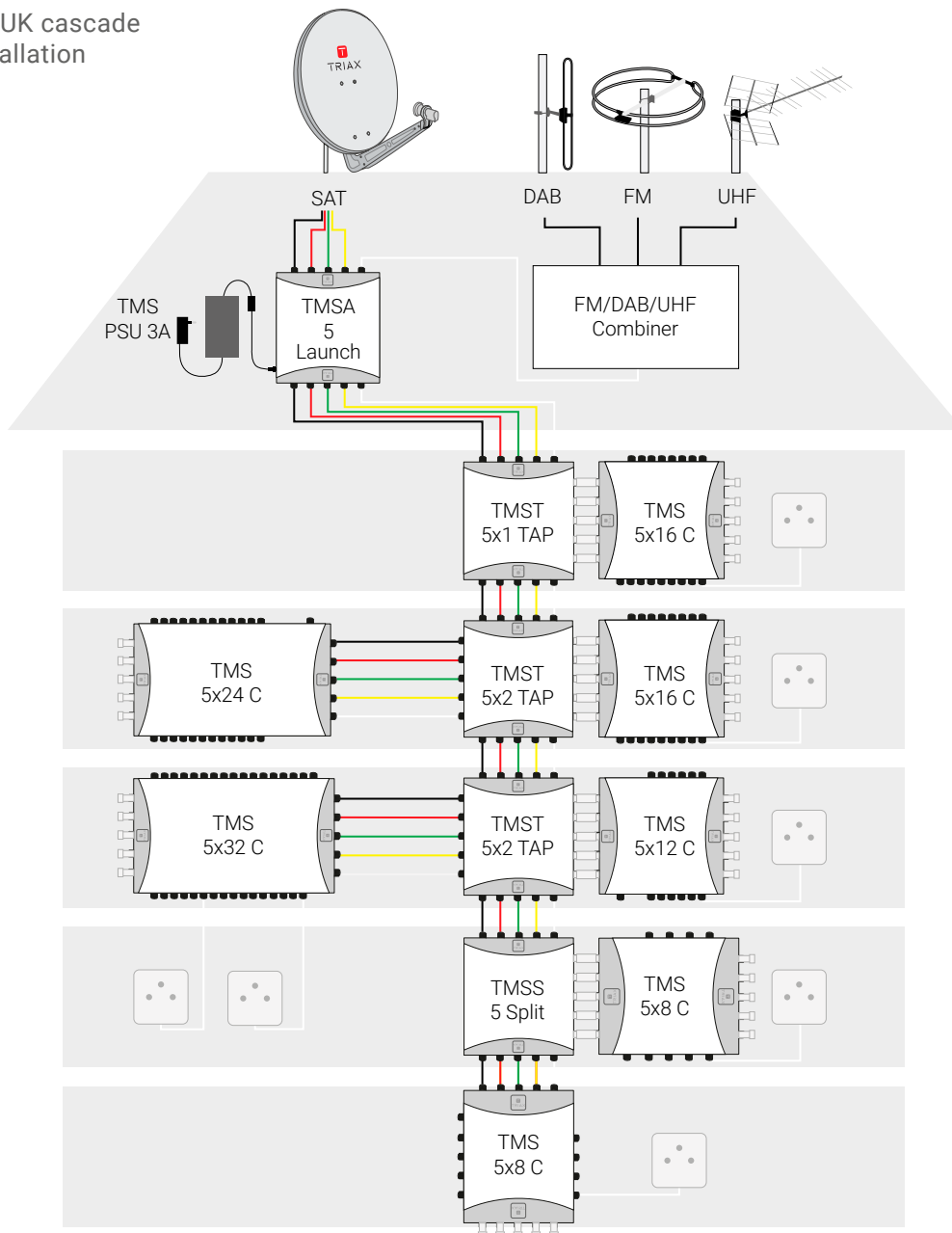
## Application examples

### Regional experts dedicated to your business

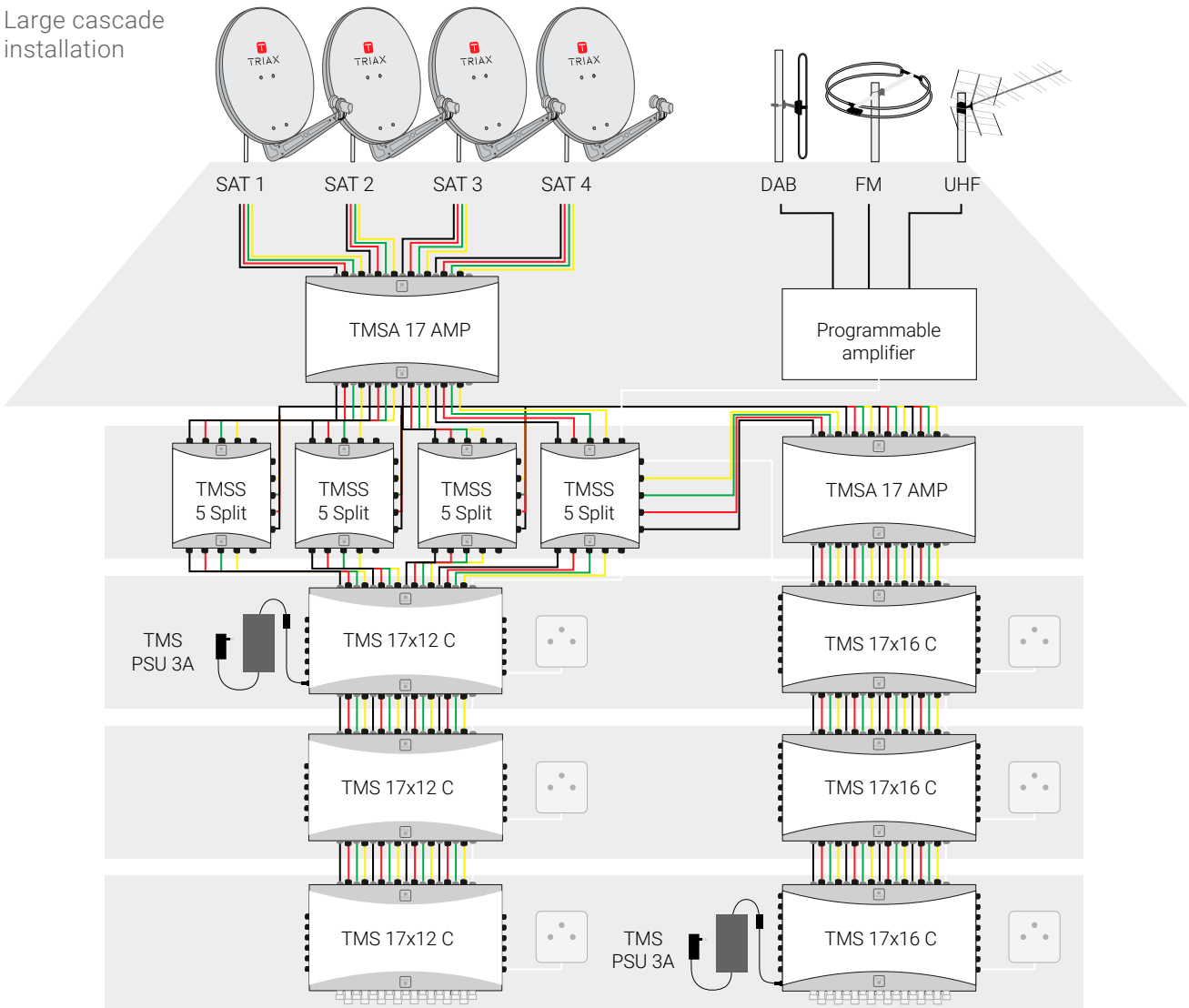
The following schematics from our regional support teams showcase how a TRIAX Multiswitch installation could be configured in various situations.

For your next installation, just contact your local TRIAX office for dedicated planning and project support.

Typical UK cascade IRS installation




Large cascade installation







# TRIAX



- **AERIALS**
- **DISHES**
- **CABLES**
- **MULTISWITCHES**
- **AMPLIFIERS**
- **TAPS**
- **SPLITTERS**
- **OUTLETS**
- **and much more**

## **From rooftop to outlet**

TRIAX offers a complete range of equipment and accessories for every stage of your installation.

From aerials and dishes, to measuring instruments, outlets, cables and beyond – we make connectivity easy, ensuring you live up to your own customer promises.

Browse the full range at [triax.com/products](https://www.triax.com/products)

## PSU

Our three Power Supply Units (1.2, 2 and 3A) deliver 18V DC to your cascade system.

Power can be inserted into any TRIAX cascade Multiswitch, Tap, Splitter or Amplifier.


Please consider the total power consumption of your cascade system when selecting which power supply to use.



## Spacer

As our products may be installed in tight spaces, optional spacers are available to run the cable under the product.

The installation is therefore tidier and more compact.



Feature	PSU - EU version	TMS PSU 1.2A	TMS PSU 2A	TMS PSU 3A
Art. no.		318162	318163	318164
Input Voltage	100-240V AC 50/60Hz			
Output Voltage	18V DC			
Max. Output current		1.2A	2.0A	3.0A
Output power		21.6W	36W	54W
Mains cord length		Plug-top	1800mm	1800mm
DC lead length (F-connector)		1800 ± 50mm	1830 ± 50mm	
Protections	Short circuit, overload (current & voltage)			
Operating temperature	-20...+55°C			
Dimensions (L x W x H) - EU version		81 x 44 x 70mm	94 x 52 x 35mm	122 x 55 x 35mm
Weight		135g	158g	205g
Accessories		-	Power cord, PSU holder + 4 screws & wall plug	
Feature	PSU - UK version	TMS PSU 1.2A BS	TMS PSU 2A BS	TMS PSU 3A BS
Art. no.		318165	318166	318167
Dimensions (L x W x H) - UK version		81 x 49.5 x 63.4mm	94.3 x 50.5 x 32.6mm	122 x 55 x 35mm

Feature	TMS SPACER
Art. no.	318191
Pieces in each box	40



# TRIAx

## Amplifiers

Our wide range of amplifiers will compensate for the cable loss in your designed multiswitch systems.

TMSA 5 amplifiers are available as Launch and Line Amplifiers and can be powered directly via their DC input port, or line powered via all Sat lines. UK variants are equipped with earth bars, have a different SAT signals order (MKII version) or allow DC pass on TER path (TMSA 5 Launch MKIII version).

TMSA 9, 13 and 17 Line Amplifiers can be powered directly via their DC input, or line powered via any of their Sat ports.



Feature	Amplifier - EU version	TMSA 5 LINE AMP	TMSA 5 LAUNCH AMP	TMSA 9 LINE AMP	TMSA 13 LINE AMP	TMSA 17 LINE AMP
Art. no.		318640	318641	318727	318815	318915
Frequency range	TER passive	5-862 MHz				
	TER active	47-694 MHz / 47-862 MHz via 2 position switch				
	SAT	950-2200 MHz				
Inputs SAT + TER (F-type connectors)		5		9	13	17
Outputs SAT + TER (F-type connectors)		5		9	13	17
Gain	TER active	20 ± 2dB	30 ± 2dB	17 ± 2dB	15 ± 2dB	
	SAT	20 ± 2dB	30 ± 2dB	18...23dB ± 2dB 5dB slope	20 ± 2dB @0dB slope or 16...22dB ± 2dB @6dB slope	
Insertion loss	TER passive	5dB				
Gain control	TER active	0...15dB			0...10dB	
	SAT	0...15dB			0...10dB	
Slope control	TER active	0...10dB	0...15dB	0...15dB	0...10dB	
	SAT	5 ± 2dB fixed slope	0...10dB	5 ± 2dB fixed slope	0dB or 6dB fixed slope	
Isolation TER-SAT		>30dB				
Return loss TER / SAT		>10dB				
Max. Output level	TER Active (IMA <sup>3</sup> 60dB)	105dB $\mu$ V	112dB $\mu$ V	105dB $\mu$ V		
	SAT (IMA <sup>3</sup> 35dB)	112dB $\mu$ V	118dB $\mu$ V	110dB $\mu$ V		
Current consumption @18V DC		230mA max.	500mA max.	450mA max.	600mA max.	800mA max.
DC to LNB / Max. current to LNB		18V (15-20V) / 3A				
External DC injection	DC IN (F) to SAT IN or SAT OUT	YES switchable				
	DC IN (F) to TER	No				
External DC injection max. current		3A				
Max. current pass per SAT line		2A				
Operating temperature		-20...+55°C				
Dimensions (W x L x D)		175 x 140 x 65mm			175 x 255 x 65mm	
Weight		550g	560g	590g	1040g	1085g
Feature	Amplifier - UK version	TMSA 5 LINE AMP EB	TMSA 5 LAUNCH AMP EB	-	-	-
Art. no.		318645	318646	-	-	-

# Taps & Splitters

Taps & splitters are devices designed to be used in cascade systems to split the received signals to several trunk lines.

Tap attenuation can be selected using a rotary attenuator to adjust the tap output to the required signal level. Taps and Splitters are supplied with earth bars.

Power can be inserted on their DC input, or line powered via any of their Sat ports.



Feature	Splitter & Taps	TMSS 5 SPLIT EB	TMST 5x1 TAP EB	TMST 5x2 TAP EB
Art. no.		318644	318642	318643
Frequency range TER		5-862 MHz		
Frequency range SAT		950-2200 MHz		
Inputs SAT + TER (F-type connectors)		5		
Outputs SAT + TER (F-type connectors)	Splitter outputs	2 x 5 (8 SAT + 2 TER)	-	
	Line outputs	-	5 (4 SAT + 1 TER)	
	Tap outputs	-	5 (4 SAT + 1 TER)	2 x 5 (8 SAT + 2 TER)
Insertion loss	TER	4 ± 1dB	3 ± 1dB	5 ± 1dB
	SAT	6 ± 1dB	4 ± 1dB	5 ± 1dB
Tap loss	TER / SAT	-	Rotary switch 12... 30 ± 2dB (12, 15, 20, 25, 30dB)	
Isolation		> 30dB		
Return loss		> 10dB		
DC pass		SAT Inputs to SAT Outputs, Bi-directional TER no DC pass	SAT Inputs to SAT trunk and tap(s) Outputs, Bi-directional TER no DC pass	
External DC injection max. current		3A		
Max. current pass per line		2A		
Current consumption @18V DC		10mA	40mA	60mA
Operating temperature		-20...+55°C		
Dimensions (W x L x D)		200 x 140 x 65mm		
Weight		595g	605g	630g
Feature	Splitter & Taps UK version	TMSS 5 SPLIT EB	TMST 5x1 TAP EB	TMST 5x2 TAP EB
Art. no.		318654	318652	318653



# TRIAX

*connecting the future*

---

## Contact

[triax.com/contact](http://triax.com/contact)

TRIAX is a global supplier of reliable, innovative products and solutions for the reception and distribution of video, audio and data signals.

We merged in 2021 with Ikusi Multimedia, with a shared vision of being our customers' preferred connectivity partner through cutting-edge technological leadership.

Our Products are used in homes, businesses and operator networks by broadcasters, satellite, cable and telecom operators.

Our Solutions combine our hardware and software expertise to deliver value to hospitality and related markets, through a partner network of system integrators, large installers and operators.

Our combined company of around 200 employees is jointly owned by Polaris Private Equity and Velatia Group. See [www.triax.com](http://www.triax.com) for further info.

Copyright © 2022 TRIAX. All rights reserved. The TRIAX Logo and TRIAX, TRIAX Multimedia are registered trademarks or trademarks of the TRIAX Company or its affiliates.

All specifications in this brochure are subject to change without further notice.

