



Automatización Eléctrica
Especialistas en Automatización

At the end of this document you will find links to products related to this catalog. You can go directly to our shop by clicking HERE. [HERE](#)

MAKING MODERN LIVING POSSIBLE

Danfoss



VLT[®] Motion Control Tools

Contents

1 Safety Precautions	6
1.1.1 Copyright, Limitation of Liability and Revision Rights	6
1.2 Safety Precautions	6
1.2.1 Connectivity	8
2 Introduction	9
2.1 About this Manual	9
2.2 What is MCT 10 Set-up Software?	9
2.3 The MCT 10 Set-up Software Modules	10
2.4 Two Versions	10
2.5 System Requirements	10
2.6 Background Knowledge	11
2.7 Related Literature	11
3 Installation and De-installation	12
3.1 Installation and De-installation	12
3.1.1 How to Start the Installation Program	12
3.1.2 How to Change Language after Installation	12
4 Introduction to User Interface	13
4.1 MCT 10 Set-up Software Features	13
4.1.1 MS® Windows™ Explorer-like Interface	13
4.1.2 MCT 10 Set-up Software Language	13
4.1.3 Toolbar	13
4.1.4 Display	13
4.1.5 Left View	13
4.1.6 Right View	13
4.1.7 Tree View	14
4.1.8 Network Mode - Online	14
4.1.9 Project Mode - Offline	15
4.1.10 Folders	16
4.1.11 Sorting	17
5 Set-up of Communication	18
5.2.1 Serial Configuration	19
5.3 Softstarter	20
5.3.1 Serial Configuration	20
5.4 Profibus DP-V1 Data Communication	20
5.4.1 Profibus DP-V1 Configuration	21
5.5 USB Data Communication	21

5.6 Ethernet-TSC Data Communication	22
5.6.1 Ethernet-TSC Configuration	22
5.6.1.1 Remote Connectivity	23
5.6.2 Wink Drive	23
6 Parameter Handling	24
6.1 Set-up	24
6.1.1 Parameter Folders	25
6.1.2 Custom Parameter Folders	25
6.1.3 Generic Folders	25
6.1.4 Display Options	26
6.1.5 Parameter View Settings	26
6.1.6 Parameter Grid Settings	26
6.2 Filters	27
6.2.1 Parameter Filters	29
6.3 Special Parameters	34
6.4 Parameter Edit	34
6.4.1 Inline Edit	34
6.4.2 Dialog Based Edit	34
6.5 Comparison of Parameters	34
6.6 Read Frequency Converter Database	35
6.7 View Changelog	36
6.8 Read Drive Operation Status	37
7 Read/Write between MCT 10 Set-up Software and Frequency Converter	38
7.1 Reading and Writing Parameters	38
7.2 Read/Write Settings	38
7.3 Connection Properties	39
7.4 Read From Drive	40
7.5 Write to Drive	42
7.6 Views	42
7.7 Scan	42
7.7.1 Scan Configuration	42
7.7.2 Scan Network	43
7.8 Poll	43
8 Saving Data	44
8.1 Network and Project Folders	44
8.2 Changing the Set-up of a Device in the Field	44
8.3 How to Save Data	44
8.3.1 Save Changes to a Hard Disk	44

8.3.2 Save a Project	44
9 SyncPos	46
9.1 SyncPos Handling	46
9.2 Programs and Configuration File	46
9.2.3 Import and Export of a Configuration File	46
9.2.4 Edit and Save Configuration File	47
9.2.5 Import and Export of Programs	47
9.2.6 Autostart	48
9.2.7 Source Code	48
9.2.8 Edit Source Code	48
9.2.9 Save and Exit Program	48
9.3 SyncPos Read From Drive	48
9.4 SyncPos Write to Drive	49
10 Import of Files	50
10.1 Import of Older Dialog Files	50
11 Printing	51
12 Alarm, Warning and Fault Log Readout	52
12.1 Localisation of Alarms and Warning	52
12.2 Handling Alarms/Warnings in Project Files	53
12.3 Handling the Alarms and Warning Loggings	54
13 Smart Logic Controller Plug-in	56
13.1.1 Components Simple to Configure	57
14 Scope Function	58
14.1 Introduction	58
14.2 Channel Types	58
14.3 Activating the Scope	58
14.3.1 Adding Text Notes	60
14.4 PC Polling Channel	60
14.4.1 Additional Settings	62
14.4.1.1 General	63
14.4.1.2 Trigger	63
14.4.1.3 Cursor	63
14.4.2 Reconfigure Channel	64
14.5 Drive Real Time Channel	64
14.5.1 Additional Settings	65
14.5.1.1 Drive Real Time Channel Properties	65
14.5.1.2 Appearance	66

14.5.1.3 Cursor	66
14.5.2 Reconfigure Channel	66
14.6 Communication Control	66
14.7 Additional Functionality	67
15 Update Drives Firmware Support in MCT 10 Set-up Software	68
15.1 Background Details	68
15.2 How to Find Out if MCT 10 Set-up Software Has Been Updated	70
16 DP-V1 Connection and PG/PC Interface	71
17 FC 102 and FC 202 Series Functions	73
17.4 Cascade Controller	76
17.4.1 Basic Cascade Controller	77
17.4.9 Extended Cascade Controller	86
18 Conversion Wizard	94
18.2 FC to FC Series Conversion	95
18.2.1 Conversion Table Manager	96
18.2.2 Convert Offline to Offline	99
18.2.3 Convert Online to Online	100
18.2.4 Convert Online to Offline	100
18.2.5 Convert Offline to Online	101
19 Functional Safety Configuration Plug-in	103
19.1 Introduction	103
19.2 Access	104
19.3 Safe Plug-In Interface	105
19.3.1 Information and Administration Area	105
19.3.2 LED Status Area	106
19.3.3 Configuration Area	106
19.3.4 General Speed Monitoring	107
19.3.5 Safe Input	109
19.3.6 Safe Stop 1	112
19.3.7 Safely Limited Speed	115
19.4 Configuration	117
19.4.1 Dependencies	117
19.4.2 Advanced Configuration Parameters	117
19.4.3 Parameter Lists	118
19.5 Commissioning	120
19.5.1 Commission Report	121
19.6 Operation	121

19.6.1 Diagnostics	121
19.6.2 Reset	122
19.6.3 Change Password	122
20 Customer Specific Initialisation Values - CSIV	123
20.1 Creating CSIV files	124
20.2 Configuring CSIV Files	125
20.3 Drive File Manager	126
21 Troubleshooting	128
21.1 Save Error Dialog	128
21.2 Common Problems and Solutions	128
21.2.1 Changes Are Not Saved to PC	128
21.2.2 Error Message Whilst Installing MCT 10 Set-up Software	128
21.2.3 Error Message Communication Failed	128
21.3 Safe Plug-In	130
21.3.1 Troubleshooting Communication Errors	130
21.3.2 Troubleshooting CRC Errors	130
21.3.3 Device Error Codes	130

1 Safety Precautions

1.1.1 Copyright, Limitation of Liability and Revision Rights

This publication contains information proprietary to Danfoss. By accepting and using this manual the user agrees that the information contained herein will be used solely for operating equipment from Danfoss or equipment from other vendors provided that such equipment is intended for communication with Danfoss equipment over a PROFIBUS serial communication link. This publication is protected under the Copyright laws of Denmark and most other countries.

Danfoss does not warrant that a software program produced according to the guidelines provided in this manual will function properly in every physical, hardware or software environment.

Although Danfoss has tested and reviewed the documentation within this manual, Danfoss makes no warranty or representation, either express or implied, with respect to this documentation, including its quality, performance, or fitness for a particular purpose.

In no event shall Danfoss be liable for direct, indirect, special, incidental, or consequential damages arising out of the use, or the inability to use information contained in this manual, even if advised of the possibility of such damages. In particular, Danfoss is not responsible for any costs including but not limited to those incurred as a result of lost profits or revenue, loss or damage of equipment, loss of computer programs, loss of data, the costs to substitute these, or any claims by third parties.

Danfoss reserves the right to revise this publication at any time and to make changes in its contents without prior notice or any obligation to notify previous users of such revisions or changes.

⚠ WARNING

With this software package you can remote-control the frequency converter, and start an electric motor which may act as a drive for dangerous machinery. Always observe the necessary caution when using the software, and take suitable measures to prevent injury and damage to machinery and equipment.

1.2 Safety Precautions

⚠ WARNING

The voltage of the frequency converter is dangerous whenever connected to mains. Incorrect installation of the motor, frequency converter or fieldbus may cause damage to the equipment, serious personal injury or death. Consequently, the instructions in this manual, as well as national and local rules and safety regulations, must be complied with.

Safety Regulations

1. The mains supply to the frequency converter must be disconnected whenever repair work is to be carried out. Check that the mains supply has been disconnected and that the necessary time has elapsed before removing motor and mains supply plugs.
2. The [OFF] button on the control panel of the frequency converter does not disconnect the mains supply and consequently it must not be used as a safety switch.
3. The equipment must be properly earthed, the user must be protected against supply voltage and the motor must be protected against overload in accordance with applicable national and local regulations.
4. The earth leakage current exceeds 3.5 mA.
5. Protection against motor overload is not included in the factory setting. If this function is desired, set *1-90 Motor Thermal Protection* to data value [4] *ETR trip 1* or data value [3] *ETR warning 1*.
6. Do not remove the plugs for the motor and mains supply while the frequency converter is connected to mains. Check that the mains supply has been disconnected and that the necessary time has elapsed before removing motor and mains plugs.
7. Please note that the frequency converter has more voltage sources than L1, L2 and L3, when load sharing (linking of DC intermediate circuit) or external 24 V DC are installed. Check that all voltage sources have been disconnected and that the necessary time has elapsed before commencing repair work.

Warning against unintended start

1. The motor can be brought to a stop by means of digital commands, bus commands, references or

a local stop, while the frequency converter is connected to mains. If personal safety considerations (e.g. risk of personal injury caused by contact with moving machine parts following an unintentional start) make it necessary to ensure that no unintended start occurs, these stop functions are not sufficient. In such cases the mains supply must be disconnected or the *Safe Stop* function must be activated.

2. The motor may start while setting the parameters. If this means that personal safety may be compromised (e.g. personal injury caused by contact with moving machine parts), motor starting must be prevented, for instance by use of the *Safe Stop* function or secure disconnection of the motor connection.
3. A motor that has been stopped with the mains supply connected, may start if faults occur in the electronics of the frequency converter, through temporary overload or if a fault in the power supply grid or motor connection is remedied. If unintended start must be prevented for personal safety reasons (e.g. risk of injury caused by contact with moving machine parts), the normal stop functions of the frequency converter are not sufficient. In such cases the mains supply must be disconnected or the *Safe Stop* function must be activated.

NOTE

When using the *Safe Stop* function, always follow the instructions in the section *Safe Stop* of the VLT® AutomationDrive Design Guide.

4. Control signals from, or internally within, the frequency converter may in rare cases be activated in error, be delayed or fail to occur entirely. When used in situations where safety is critical, e.g. when controlling the electromagnetic brake function of a hoist application, these control signals must not be relied on exclusively.

⚠ WARNING

Touching the electrical parts may be fatal - even after the equipment has been disconnected from mains.

Also make sure that other voltage inputs have been disconnected, such as external 24 V DC, load sharing (linkage of DC intermediate circuit), as well as the motor connection for kinetic back up. Systems where frequency converters are installed must, if necessary, be equipped with additional monitoring and protective devices according to the valid safety regulations, e.g. law on mechanical tools, regulations for the prevention of accidents etc. Modifications on the frequency converters by means of the operating software are allowed.

Hoisting applications:

The frequency converter functions for controlling mechanical brakes cannot be considered as a primary safety circuit. There must always be a redundancy for controlling external brakes.

Protection Mode

Once a hardware limit on motor current or dc-link voltage is exceeded the frequency converter will enter "Protection mode". "Protection mode" means a change of the PWM modulation strategy and a low switching frequency to minimize losses. This continues 10 sec after the last fault and increases the reliability and the robustness of the frequency converter while re-establishing full control of the motor.

In hoist applications "Protection mode" is not usable because the frequency converter will usually not be able to leave this mode again and therefore it will extend the time before activating the brake – which is not recommendable. The "Protection mode" can be disabled by setting *14-26 Trip Delay at Inverter Fault* to zero which means that the frequency converter will trip immediately if one of the hardware limits is exceeded.

NOTE

It is recommended to disable protection mode in hoisting applications (*14-26 Trip Delay at Inverter Fault* = 0)

⚠ WARNING

The DC link capacitors remain charged after power has been disconnected. To avoid electrical shock hazard, disconnect the frequency converter from mains before carrying out maintenance. When using a PM-motor, make sure it is disconnected. Before doing service on the frequency converter wait at least the amount of time indicated below:

Voltage [V]	Power [kW]	Waiting Time [min]
380 - 500	0.25 - 7.5	4
	11 - 75	15
	90 - 200	20
	250 - 800	40
525 - 690	37 - 315	20
	355 - 1000	30

Table 1.1

For further information, please see <http://www.danfoss.com/BusinessAreas/DrivesSolutions/Documentations/Technical+Documentation.htm>

1.2.1 Connectivity

CAUTION

USB is a serial bus utilizing 4 shielded wires with Ground pin 4 connected to the shield in the PC USB port.

Connecting the PC to a frequency converter through the USB cable, there is a potential risk of damaging the PC USB host controller. All standard PC's are manufactured without galvanic isolation in the USB port.

Any earth ground potential difference caused by not following the recommendations described in the chapter *Connection to Mains and Earthing* in the Operating Instructions, can damage the USB host controller through the shield of the USB cable.

It is recommended to use a USB isolator with galvanic isolation to protect the PC USB host controller from earth ground potential differences, when connecting the PC to a frequency converter through a USB cable.

It is recommended not to use a PC power cable with a ground plug when the PC is connected to the frequency converter through a USB cable. It reduces the earth ground potential difference but does not eliminate all potential differences due to the Ground and shield connected in the PC USB port.

2 Introduction

2.1 About this Manual

This manual provides the user with the basic knowledge required to use the MCT 10 Set-up Software with Danfoss Drives VLT frequency converters. Familiarity with the following is assumed:

- MS®-Windows™ at user level
- Set-up and operation of frequency converters, including knowledge of processes of which the frequency converters form part
- Use of and linkage with communication equipment

The manual does not provide any detailed information regarding specific applications or possible solutions and related parameter combinations in the set-up and use of a frequency converter. Instead, please refer to the Operating Instructions and Design Guide of the frequency converter. An update of the manual and instructions related to the MCT 10 Set-up Software are available on the Danfoss Drives Homepage:
<http://drives.danfoss.com>

2.2 What is MCT 10 Set-up Software?

MCT 10 Set-up Software is designed as an interactive commissioning tool for quick and easy commissioning. The MCT 10 Set-up Software can be used as follows:

- For planning a new communication network off-line. The MCT 10 Set-up Software contains a complete database with all Danfoss Drives products.
- For commissioning frequency converters online.
- If a frequency converter requires replacement.
- If a communication network is to be expanded with more frequency converters.
- For back-up of all parameter settings of frequency converters in a communication network.
- The MCT 10 Set-up Software supports Profibus DP-V1 communication via a Master class 2 connection, which makes it possible to go online on a Profibus network and read from/write to parameters. This will eliminate the need for an extra communication network.

- The MCT 10 Set-up Software supports VLT 2800, VLT 4000, VLT 5000, VLT 6000, VLT 8000, FCD 300, FC 100, FC 200, FC 300 and FCM 300 series frequency converters from Danfoss Drives.

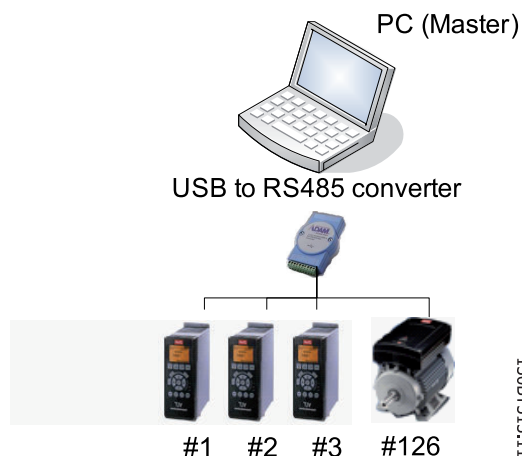


Illustration 2.1 With for example an Advantech ADAM 4510 repeater you can connect up to 126 nodes. Without a repeater you can connect up to 31 nodes.

With the MCT 10 Set-up Software PC software tool you can control and configure your system simultaneously, and monitor the entire system more effectively for faster diagnosis, and better preventive maintenance. Simplify commissioning, maintenance and documentation using MCT 10 Set-up Software.

2.2.1 Features of MCT 10 Set-up Software

- Project-oriented PC tool, one tool for all series
- Links to all Windows applications possible
- Supports Siemens CP PCMCIA- and PCI cards, for Profibus DP-V1 Master Class 2 connection
- Support of standard interfaces: COMx, USB, RS 232 (Flux)
- Siemens PG / Field PGs already have the necessary hardware
- View is highly individually configurable
- Downwards compatibility with Dos-Dialog (*.mnu) and WinDialog (*.vlt)

2.2.2 Help

The Help feature is located in the main menu, at the far right. Select Help from the main menu, then Help again, and a Help file will be opened, displaying the MCT 10 Set-up Software manual in .pdf format. To open the Help file you will require Acrobat Reader software. If you do not have this software installed, it can be downloaded free of charge at www.adobe.com.

2.3 The MCT 10 Set-up Software Modules

The MCT 10 Set-up Software is supplied in two modules:

MCT 10 Set-up Software for

- setting of the frequency converter parameters
- copying of parameter sets to and from a frequency converter
- documentation/print-out of set-up, including diagrams
- servicing and fault analysis



Illustration 2.2

APoss program for

- creating APoss programs.



Illustration 2.3

2.4 Two Versions

MCT 10 Set-up Software is available in two versions: Basic and Advanced.

MCT 10 Set-up Software Basic is available free of charge, downloadable from <http://www.vlt-software.com>.

MCT 10 Set-up Software Advanced can be purchased under the order-number 130B1000.

The features of each version are listed in *Table 2.1*.

Version supports:	MCT 10 Set-up Software Advanced	MCT 10 Set-up Software Basic
Frequency converters per project	Unlimited	Four
FC protocol	Yes	Yes
USB	Yes	Yes
Profibus DP-V1	Yes	Yes
Profibus DP-V1 Handling Multiple Danfoss Nodes Concurrently	Yes (improved performance)	N/A
Ethernet-TSC	Yes	N/A
Logging and Scope function	8 Channels	2 Channels
Real Time Logging from Drive	4 Channels	N/A
Alarm display	Yes	View only
MCO 305	Yes	Yes
Graphical Smart Logic Contr.	Yes	Yes
VLT5000 to FC 302 Conversion Wizard	Yes	Yes
FC to FC Conversion Wizard		
Import 3000.XLS to FC 302	Yes	N/A
Motor Database	Yes	N/A
Extended Cascade Controller	Yes	No
Drive File System	Yes	N/A

Table 2.1

2.5 System Requirements

In order to use the MCT 10 Set-up Software, your IBM-compatible personal computer must meet the following minimum system requirements:

- a Pentium PIII 350Mhz or compatible microprocessor
- 256 MB of RAM (512 MB of RAM Recommended)
- a CD-ROM drive
- 200 MB of available space on the hard drive;

Recommended system:

- a Pentium PIII 450Mhz microprocessor
- 256 MB of RAM (512 MB of RAM Recommended)
- a CD-ROM drive
- 200 MB of available space on the hard drive;

MCT 10 Set-up Software runs under MS Windows versions:
 Windows™ 2000 (with service pack 3 or higher)
 Windows™ XP (Professional when using Siemens Profibus CP Cards)
 Windows™ Vista
 Windows™ 7 32/64 bit Editions.

2.6 Background Knowledge

Familiarity with the PC or PLC you intend to use as a master in your system is assumed. Issues regarding hardware or software produced by other manufacturers are beyond the scope of this manual, and are not the responsibility of Danfoss.

For questions regarding set-up of master-to-master communication, or communication to a non-Danfoss slave, consult the appropriate manuals.

2.7 Related Literature

The following literature related to MCT 10 Set-up Software is available.

- *SyncPos and Fieldbus Communication Application Note, MN50V102*
- *Profibus DP V1 Design Guide, MG90E102*
- Design Guide for the relevant frequency converter(s)

Also refer to drives.danfoss.com for frequently asked questions and additional information.

3

3 Installation and De-installation

3.1 Installation and De-installation

The MCT 10 Set-up Software and SyncPos modules are installed by means of a multilingual, self-explanatory installation program.

3.1.1 How to Start the Installation Program

1. Choose the sub-menu Run from File in Windows programming control.
2. In the command line you enter: [DRIVELETTER]:\SETUP and press the <Return> key.
3. Then you just follow the instructions of the installation program.

When the installation process is complete the MCT 10 Set-up Software can be found on the following path:

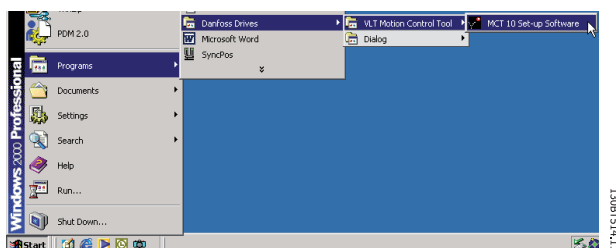


Illustration 3.1

3.1.2 How to Change Language after Installation

During installation, select the language version required in the installation program. After installation, programs will start with the same language version.

After installation you can change the menu texts of the programs to different languages.

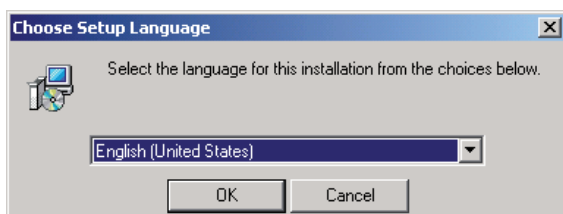


Illustration 3.2

NOTE

The parameter language will also be changed. If an LCP display is connected to the frequency converter, the change of program language version does not affect the display language.

3.1.3 De-installation of MCT 10 Set-up Software under a Windows® Operating System

1. Click the Start button
2. Select Settings
3. Select Control Panel
4. Double-click on Remove/Add Programs icon
5. Select MCT 10 Set-up Software
6. Choose the Remove option

4 Introduction to User Interface

4.1 MCT 10 Set-up Software Features

4.1.1 MS® Windows™ Explorer-like Interface

MCT 10 Set-up Software has a familiar MS® Windows™ Explorer-like interface, to make it quick and easy for you to get started and find your way around the software.

4.1.2 MCT 10 Set-up Software Language

The default language for the MCT 10 Set-up Software is English. If desired, you can change the language of operation as follows.

Select the language you wish MCT 10 Set-up Software to be displayed in, by selecting Options from the main menu, then Select Language.... Choose the desired language from the scrollbar and close the window. The new language setting will be activated when MCT 10 Set-up Software is closed and restarted.

4.1.3 Toolbar

A toolbar displays icons for the most commonly used functions.



130BT712,10

Illustration 4.1

The toolbar can be activated by selecting *Toolbar* under *View* from the main menu bar, whereupon the Toolbar will be marked with a tick to show it is active. To deactivate

the Toolbar, again select *View* and then *Toolbar*, and after this the tick will be removed, indicating that the toolbar is no longer active.

4.1.4 Display

The MCT 10 Set-up Software is displayed in two parts, Left View and Right View.

4.1.5 Left View

The Left View shows the Network (real, online) and Project (simulated, offline) views of the frequency converter network. In the Left View new folders and network elements can be added or existing folders and elements deleted.

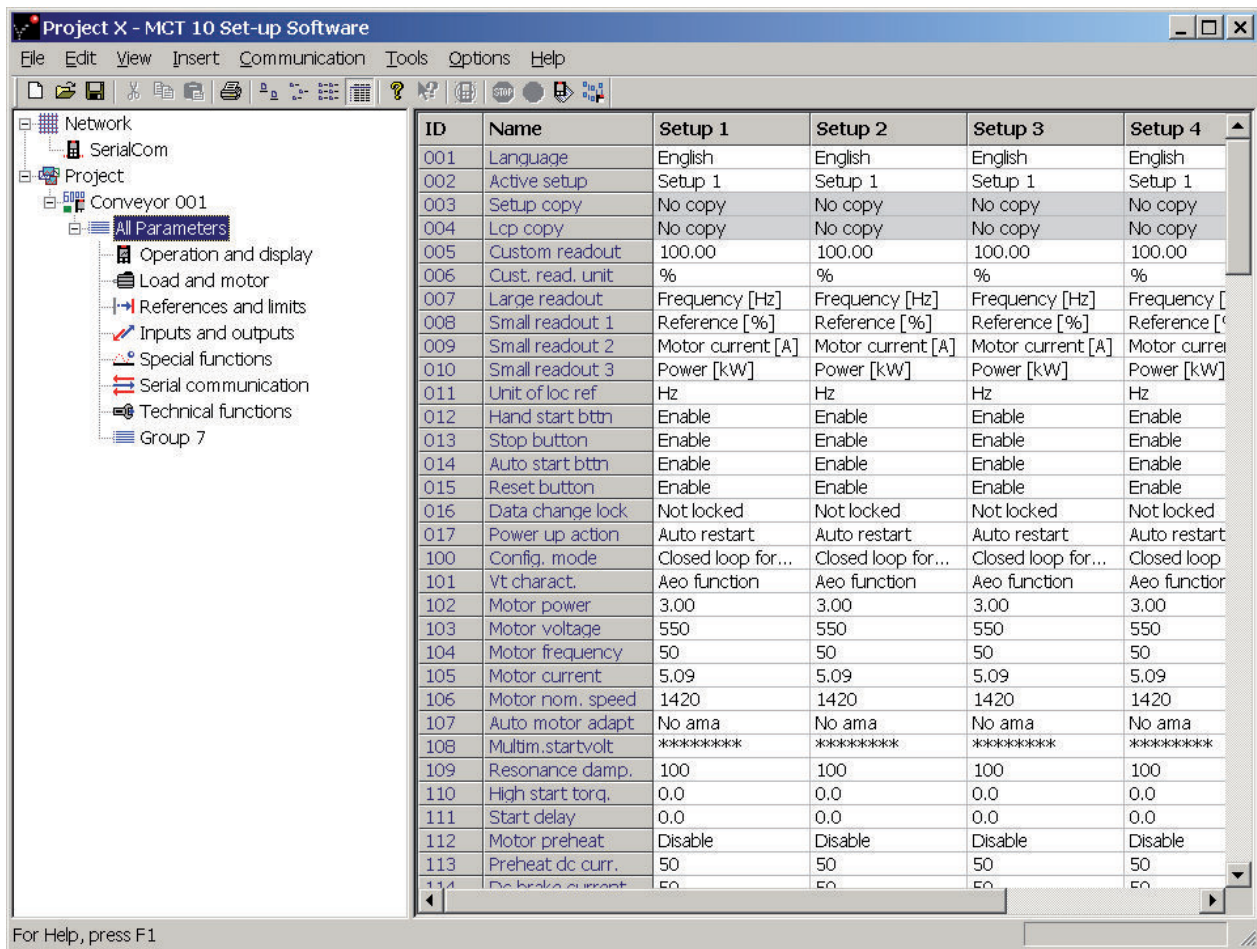
It is also in the Left View that the user records changes made to the real online set-up into the Project folder, thus storing the changes in the simulated, offline set-up for later use.

For more information on saving data, please refer to *8 Saving Data*.

4.1.6 Right View

The Right View displays details of the element highlighted in the Left View. In the Right View the elements of the frequency converter network can be programmed.

4



130BT639.10

Illustration 4.2

4.1.7 Tree View

The Left View can be expanded or compressed according to the level of detail the user wishes to view. The Left View has a tree structure, where folders containing un-displayed content are marked with +. By clicking on the + with the mouse, the folder will open and its contents display in a tree structure.

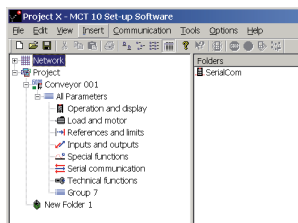


Illustration 4.3

Folders containing content which is on display in a tree structure are marked with -. By clicking on the - with the mouse, the folder will close and its contents will be hidden.

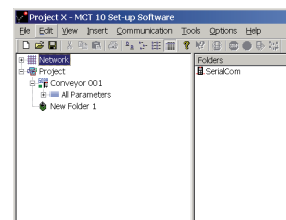


Illustration 4.4

4.1.8 Network Mode - Online

The Network folder contains the frequency converter(s), and Low Harmonic Drive(s), Active Filters and/or softstarter online connected to the PC. The user can monitor and make changes in the parameter settings exactly as if operating on the control panel.

Data entered online are stored in the frequency converter, Low Harmonic Drive, Active Filter or softstarter only, not on the hard disk. For information on saving data to the hard disk, refer to 8 Saving Data.

4.1.9 Project Mode - Offline

The Project folder contains the frequency converter, Low Harmonic Drive, Active Filter and/or softstarter network inserted by the user, opening a project file or from an online backup.

1. Data entered from offline will be stored on the hard disk. The Project folder is also where to insert folders or store other files related to the project. These other files can be in any format, for example Word, *.pdf, etc.
2. Mark the location in offline and insert a Drive, Low Harmonic Drive, Active Filters, Softstarter or a specific folder.

Drive

Inserting a frequency converter into the Project folder can be done in two ways:

1. Right clicking at the offline location and choose *New Drive*
2. Mark the location in offline and select *New Drive* under *Insert*, on the main menu bar.

Softstarter

Inserting a softstarter into the Project folder can be done in two ways:

1. Right clicking at the offline location and choose *New Softstarter*.
2. Mark the location in offline and select *New Softstarter* under *Insert*, on the main menu bar.

Active Filter

Inserting a stand alone Active Filter into the Project folder can be done in two ways:

1. Right clicking in the offline location and choose *New Active Filter*.
2. Mark the location in offline and select *New Active Filter* under *Insert*, on the main menu bar.

Low Harmonic Drive

The Low Harmonic Drive is a unit composed by an FC 102, an FC 202 or an FC 302 frequency converter and an Active Filter. Inserting a Low Harmonic Drive into the Project folder can be done in two ways

1. Right clicking in the offline location and choose *New Drive*
2. Mark the location in offline and select *New Drive* in the *Insert* menu.

When the frequency converter *Power Size* and *Voltage* range corresponds with the Low Harmonic Drive

supported, the button *Make LHD* will be visible in the *New Drive* dialog.

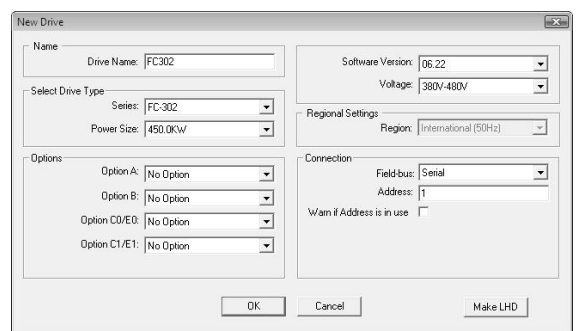


Illustration 4.5

Pressing the button when all New Drive data is entered, the New Filter dialog will popup requiring the user to enter the Active Filter data. Be aware not to assign the same fieldbus address for the Active Filter.

The Low Harmonic Drive unit will be visible in the Project composed by the frequency converter and the Active Filter.

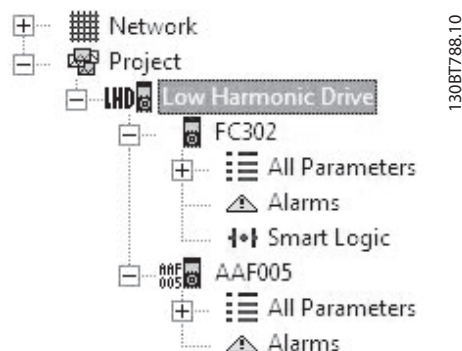


Illustration 4.6

4.1.10 Folders

4

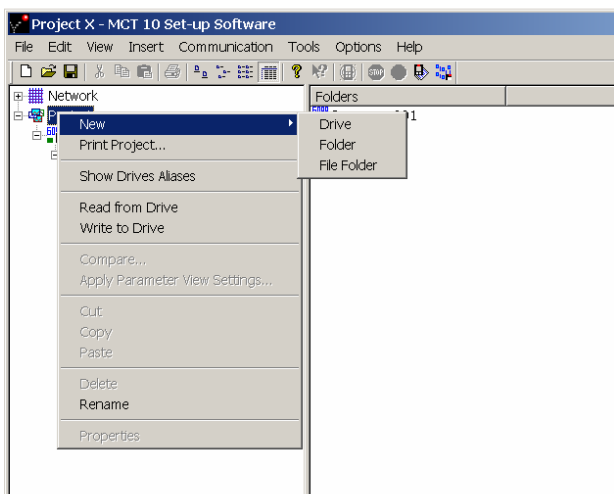


Illustration 4.7

130BT516.10

Alternatively, select *Insert* on the menu bar, then *New*, and then *Drive*, *Folder* or *File Folder*.

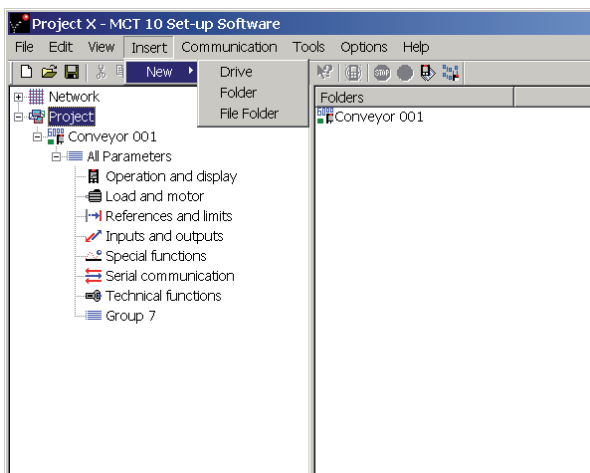


Illustration 4.8

130BT541.10

Folder

Is a group of frequency converters and/or softstarters forming part of a machine or of a system. Folders are used for organising a large system into several smaller systems.

Inserting a folder in offline can be done in two ways:

1. Right clicking at the Project or an existing folder and choose *New Folder*.
2. Mark the Project or an existing folder and select *New Folder* under *Insert*, on the main menu bar.



130BT13.10

Illustration 4.9

File Folder

Is a folder for storing files belonging to the Project. These files can be in any format, Word documents, PDF files etc.

Inserting a file folder in offline can be done in two ways:

1. Right clicking on the location and choose *New File Folder*.
2. Mark the offline location and select *File New Folder* under *Insert*, on the main menu bar.



130BT714.10

Illustration 4.10

Parameter Folder

Is a folder for storing parameter settings temporary or for documentation purposes. The folder can contain a single parameter, subgroup, parameter group or the entire parameter database.

Inserting a parameter folder in offline can be done in two ways:

1. Right clicking on the frequency converter or softstarter and choose *New Parameter Folder*.
2. Mark the frequency converter or softstarter and select *File Parameter Folder* under *Insert*, on the main menu bar.



130B523.11

Illustration 4.11

Scope Folder

Is a folder for diagnostic purposes analysing the behavior of one or several parameters by visualising as a curve(s).



Illustration 4.12

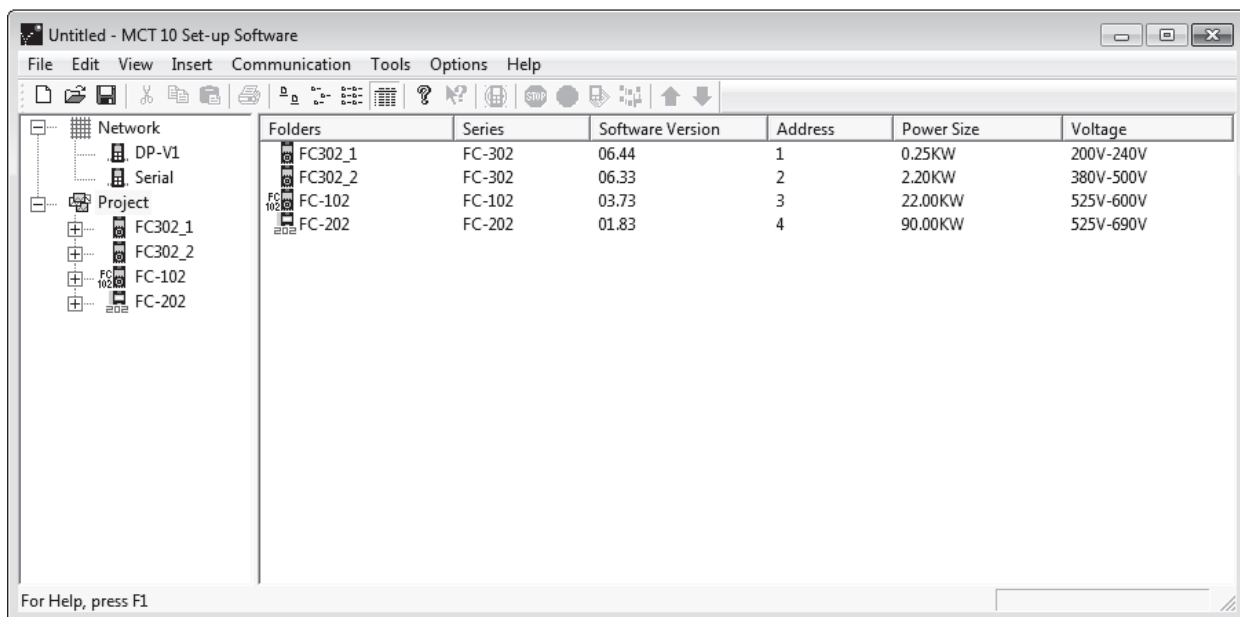
Inserting a scope folder in offline can be done in two ways:

1. Right clicking on the location and choose *New Scope Folder*.
2. Mark the offline location and select *Scope Folder* under *Insert*, on the main menu bar.

4.1.11 Sorting

The Danfoss VLT Drives products listed in the Network or Project is per default sorted according to the Folder name. Additionally it can be sorted according to the:

- Series
- Software Version
- Address (communication address)
- Power Size
- Voltage



130BT830.10

Illustration 4.13

The products are sorted clicking on one of the six options in the sorting bar.

5 Set-up of Communication

5

5.1 How to Establish Communication

Data communication between a PC and the frequency converter(s) and Softstarter can be established via a hardwired connection. The hardwired connection can be via the standard built-in RS-485 or USB port. If the MCA101 or MCA121 fieldbus option is mounted in the frequency converter(s), the connection can be obtained via a Profibus Master Class 2 connection (MSAC 2) or an Ethernet based network. The Softstarter can only be connected through a USB cable.

The USB interface socket is controlled by the Microsoft operating system providing plug-and-play capabilities by allowing devices to be connected and disconnected using hot swapping. Connecting a frequency converter using USB MCT 10 Set-up Software will automatically add on to the bus list.

The communication framework part of MCT 10 Set-up Software is handling the control of the fieldbusses. It provides enhanced capabilities allowing multiple concurrent fieldbus communication. Several fieldbusses can be configured and combined in the same Network within MCT 10 Set-up Software. If several fieldbusses are created with the same type, please make sure they are configured with different scan ranges.

Starting MCT 10 Set-up Software the first time after installation the non plug-and-play networks must be manually configured from the fieldbus configuration dialog. This is available from the standard Windows Control Panel or from the 10 Network.

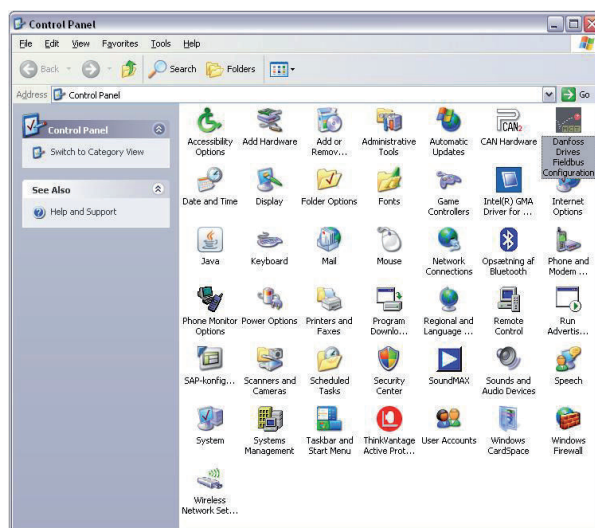


Illustration 5.1

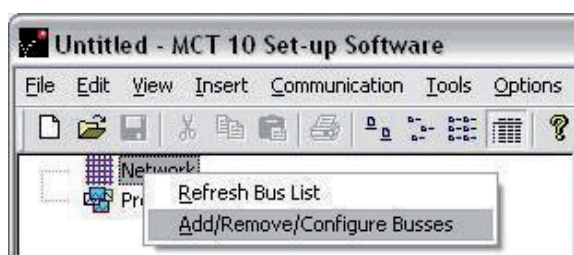


Illustration 5.2

From the fieldbus configuration dialog non plug-and-play fieldbusses can be added, removed or reconfigured from the installed list.

If the installed fieldbus list is updated from the Windows Control Panel while MCT 10 Set-up Software is running the user needs to refresh the bus list by right clicking on *Network*.

For MCT 10 Set-up Software to indicate the available frequency converter(s) on the non plug-and-play fieldbusses the user manually has to scan the network for active frequency converters. The scanning is available from a right click on the appropriate fieldbus.

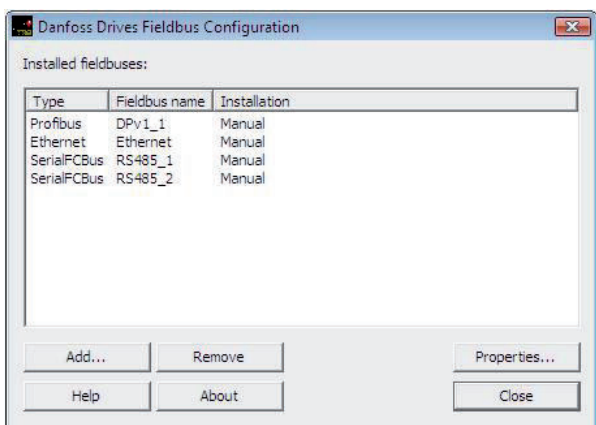


Illustration 5.3

5.2 RS-485 Data Communication

The majority of Danfoss Drives products have the FC protocol as standard RS-485 data communication. Communication from a PC can be established via RS232 to RS-485 converters or via USB to RS-485 converters.

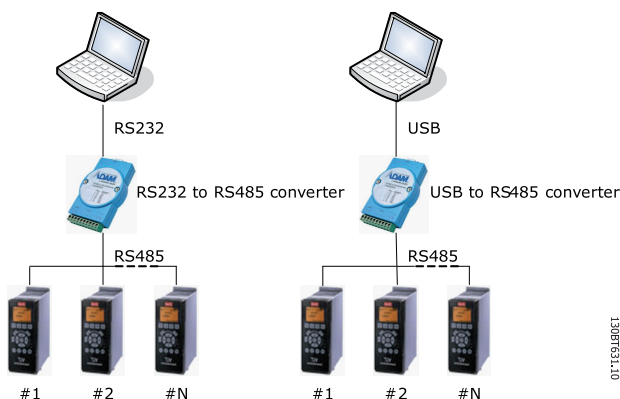


Illustration 5.4

All frequency converters are default set to 9600 baud, but can also be configured to 300, 1200, 4800, 19200, 38400, 57600 or 115200 baud. The serial configuration is always configured with 8 data bits, 1 stop bit and even parity.

NOTE

Choose a relevant scan range. It takes too much time to scan all available addresses (1-126).
 Using the VLT FC 100, FC 200 and FC 300 series: FC Drive MC Protocol (8-30 "FC Drive MC) is required for correct functionality. The parameter is only available from the LCP.

5.2.1 Serial Configuration

When using a RS-485 converter as the Advantech ADAM converter, MCT 10 Set-up Software will indicate online frequency converter(s) available on the serial bus after scanning the bus.

The bus can be configured from the *Serial fieldbus configuration* dialog box or by *right-clicking* the appropriate serial bus.

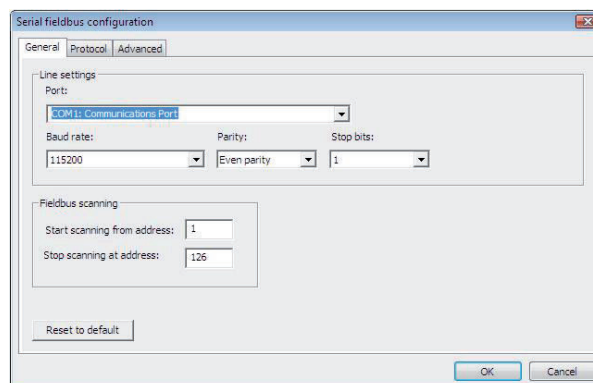


Illustration 5.5

The COM port number must be set to the appropriate one used. When using USB to RS-485 converters, the actual comport number can be identified from the Device Manager part of the Windows Control Panel.

The Baud rate, Parity and the number of Stop bits must match the settings in the frequency converter.

The Fieldbus scanning range should be set to the available addresses only to limit the time scanning for active frequency converters.

Reset to default bottom restores the Line settings and Fieldbus scanning to factory configuration values.

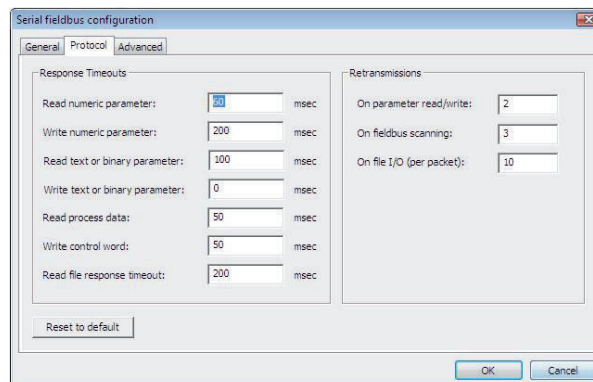


Illustration 5.6

The Response Timeouts and Retransmissions are settings editable for performance optimization, but should normally not be changed.

Reset to default bottom restores the Protocol settings to factory configuration values.

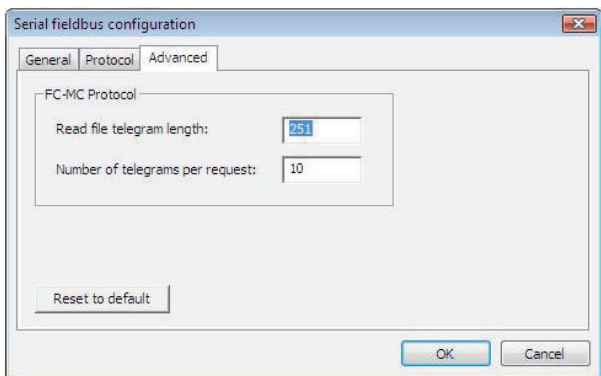


Illustration 5.7

The FC-MC Protocol are settings editable for performance optimization, but should normally not be changed.

Reset to default bottom restores the Protocol settings to factory configuration values.

5.3 Softstarter

Setting up connectivity to the MCD 500, requires the USB communication module mounted on the Softstarter. Communication from a PC can be established using a standard A – B male to male USB cable connected to the USB communication module. If the PC is equipped with more than one USB port or a USB HUB, several Softstarters can be connected.

5.3.1 Serial Configuration

All Softstarters are default set to 9600 baud, but can also be configured to 300, 1200, 4800, 19200, 38400, 57600 or 115200 baud. The serial configuration is always configured with 8 data bits, 1 stop bit and no parity.

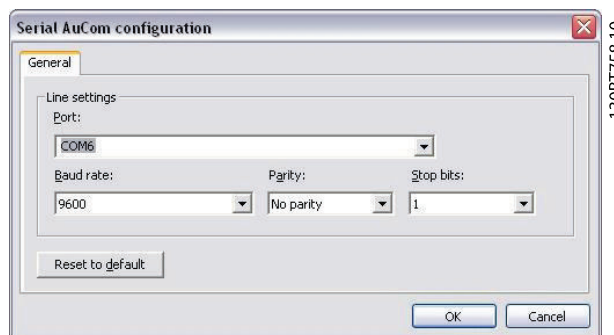


Illustration 5.8

The bus must be added and configured from the Fieldbus Configuration dialog. If the bus is already added to the Network, it can be reconfigured by right-clicking on the appropriate Softstarter serial bus.

The COM port number must be set to the appropriate one used. The actual comport number can be identified from the Device Manager part of the Windows Control Panel.

The Baud rate, Parity and the number of Stop bits must match the settings in the Softstarter.

Reset to default button restores the General settings and Fieldbus scanning to factory configuration values.

5.4 Profibus DP-V1 Data Communication

To setup a Profibus DP-V1 communication, the MCA101 Profibus option module is required. Communication from a PC using Profibus DP-V1 can be established using a Profibus PCMCIA card or a card installed in the PC. The Profibus cable from the frequency converter is connected to the 9-pin sub D socket connector located on the card.

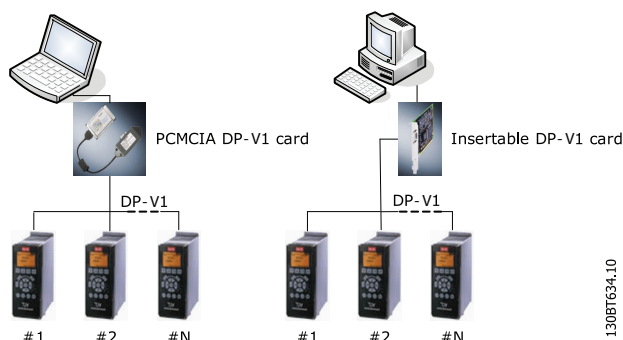


Illustration 5.9

5

The following Master class 2 cards are currently supported from Siemens:

- CP 5411
- CP 5511
- CP 5512
- CP 5611
- CP 5613
- CP 5614
- CP 5711

(Also consult the Siemens website for latest supported cards for PCs.)

NOTE

16 DP-V1 Connection and PG/PC Interface, covers more details about setting up the Simatic Manager.

NOTE

Connectivity via Profibus DPv1 to a FC 302 utilizing the Profibus Converter MCA114 with option firmware version 2.03 is not possible from MCT 10 Set-up Software. It is advised to use the serial or USB bus.

5.4.1 Profibus DP-V1 Configuration

When using a Profibus interface card with the associated driver installed, MCT 10 Set-up Software will indicate online frequency converter(s) available on the specific Profibus after scanning the bus for active drives.

The bus can be configured from the *Fieldbus Configuration dialog* or from right click on the appropriate Profibus bus.

The Board number must be set to the appropriate one used.

The Fieldbus scanning range should be set to the available addresses only to limit the time used for scanning active frequency converters.

Reset to default bottom restores the Hardware settings and Fieldbus scanning to factory configuration values.

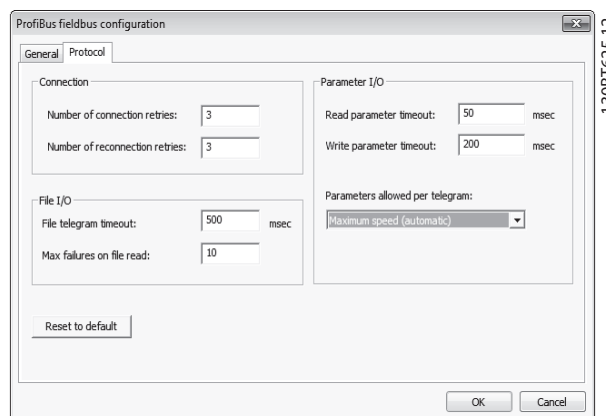


Illustration 5.10

With the *Parameters allowed per telegram* dropdown it is possible to configure the number of requests to be associated within a multitelegram. The standard allows up to 40 telegrams to be associated.

Increasing the value improves the Profibus communication performance but be aware not all Danfoss frequency converters support this.

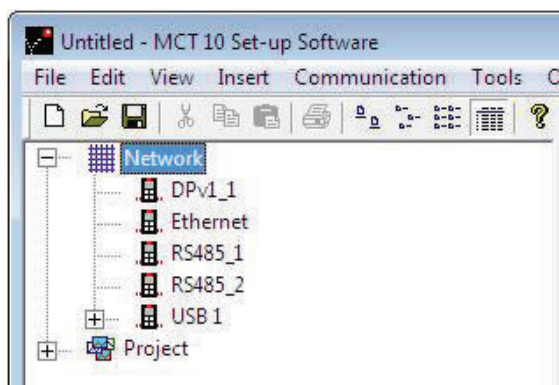
From the dropdown the following three options are possible to select

- *Maximum speed* (default configuration). Handles the association automatically and adapts the number of telegrams for each frequency converter according to the series. Can be used in Profibus networks containing both old and new Danfoss VLT Drives products.
- *Conservative*. Associates always 10 telegrams within a multitelegram. This option is useful communicating only old products such as the FCD 300, FCM 300, FC 100, FC 200, and FC 300 all derived series.
- *Single request*. Only one request per telegram.

5.5 USB Data Communication

Danfoss frequency converters in the FC 100, FC 200 and FC 300 series are standard equipped with a USB port. Communication from a PC can be established using a standard A – B male to male USB cable connected to the frequency converter. No extra hardware or bus configuration is required. If the PC is equipped with more than one USB port several frequency converters can be connected. The USB bus will in MCT 10 Set-up Software automatically be add on to the Network bus list.

5



130BT623.10

Illustration 5.11

When the USB cable is disconnected, the frequency converter connected via the USB port will be removed from the Network bus list.

NOTE

A USB bus has no address-setting capacity and no bus name to configure. Connecting more than one frequency converter through USB, the bus name will be auto incremented in the MCT 10 Set-up Software Network bus list.

Connecting more than one frequency converter through a USB cable often causes computers installed with Windows XP to throw an exception and crash. Therefore it is advised only to connect one frequency converter via USB to the PC.

5.6 Ethernet-TSC Data Communication

To setup an Ethernet-TSC (Transparent Socket Channel) communication, the MCA121 option module is required within the frequency converter. Communication from a PC can be established using a standard Ethernet cable connected to the frequency converter.

5.6.1 Ethernet-TSC Configuration

Ethernet-TSC bus is scanned using ADDP (Advanced Digi Discovery Protocol). The protocol does not require an IP Port number and IP scan range. It is capable of identifying frequency converters even without an IP address configured and in this case it is identified based on the MAC address.

All active frequency converters scanned from the Ethernet bus are listed in the *Drive Discovery and Configuration* dialog when pressing the *Scan* button.

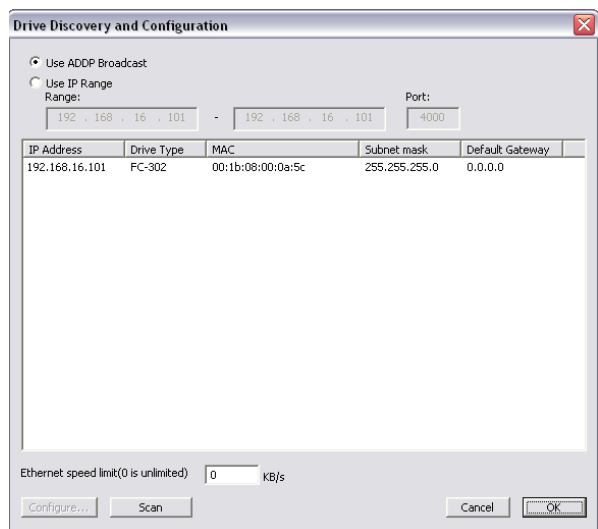


Illustration 5.12

Frequency converter types without any IP configuration uses per default its Auto IP Class B address, which is 169.254.yy. xx, with yy.xx corresponding to the last two segments in the MAC address. Several uncommissioned frequency converters without any IP configuration can be scanned on the same network. MCT 10 Set-up Software will signal a warning when identifying a frequency converter(s) with the Auto IP address, requiring the user to setup the IP configuration.

Configure is used to assign the frequency converter a static IP address, Subnet Mask, Default Gateway or to setup using DHCP (Dynamic Host Configuration Protocol) lookup.

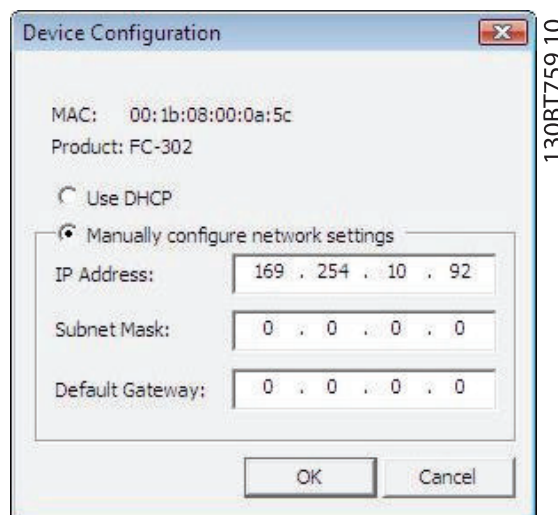


Illustration 5.13

Scanning a bus, all active frequency converters are per default identified. It is possible by using a corresponding offline frequency converter to read or write to a single

drive without requiring the time for MCT 10 Set-up Software to scan and identify all frequency converters. The user opens the project file or manually creates the offline frequency converter and configures the connection properties. Right click on the offline frequency converter and choose to read or write to the it without scanning the bus.

NOTE

Identification of frequency converters utilising the Ethernet/IP option MCA 121 is possible only from option firmware version 1.03 or newer. Using options with firmware versions earlier than 1.03, 12-89 Transparent Socket Channel Port must be configured to 0 to avoid option from stop operation.

5.6.1.1 Remote Connectivity

When scanning through different subnets or remote via a VPN tunnel, it is advised not to utilize the ADDP protocol but to use an IP Range. When scanning using an IP Range, the Ethernet telegrams are transmitted as traditional TCP/IP packages which are always routed out in a router, switch or manage switch without requiring any changes. The disadvantage is an increased scanning time and frequency converters without IP address configured will not be identified.

To scan using an IP Range it is required to configure the IP start address, IP end address and the Transparent Socket Channel Port (12-89 Transparent Socket Channel Port), which is factory default 4000 in the frequency converter.

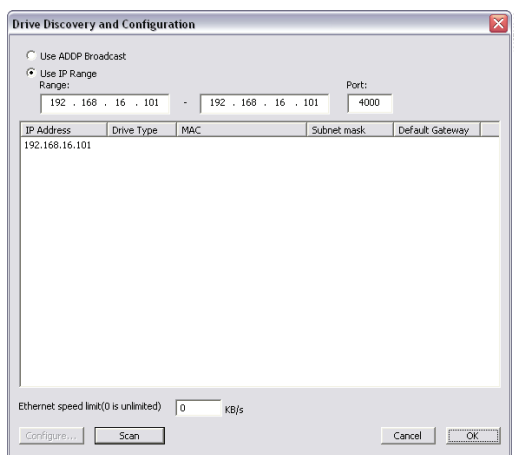


Illustration 5.14

5.6.2 Wink Drive

During a commissioning process of a system containing several frequency converters, it can be time consuming to physically locate a frequency converter based on the MCT 10 Set-up Software project. Especially if they are not equipped with a LCP.

Through the Ethernet-TSC fieldbus it is possible from MCT 10 using a Wink function to blink with the MS, NS1 and NS2 LEDs located on all Danfoss Ethernet based fieldbus options.

Winking can be started/stopped by right clicking on a frequency converter from the Ethernet network and choose Start winking or Stop winking. On the Ethernet based fieldbus option the winking is recognized with all three LEDs blinking orange with 1 Hz interval. There is no limitation in the number of frequency converters winking and the duration winking.

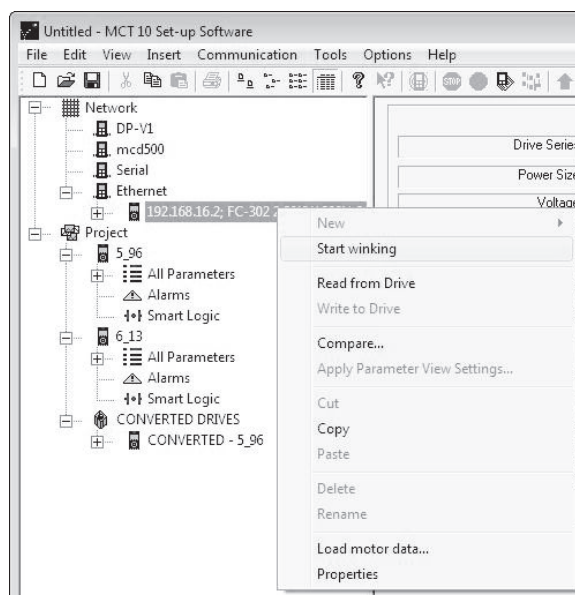


Illustration 5.15

Be aware it can take up to 30 seconds from starting or stopping the winking until the option respond.

6 Parameter Handling

6.1 Set-up

This chapter explains how to control a frequency converter using the MCT 10 Set-up Software. After starting the MCT 10 Set-up Software, the main window looks like this:

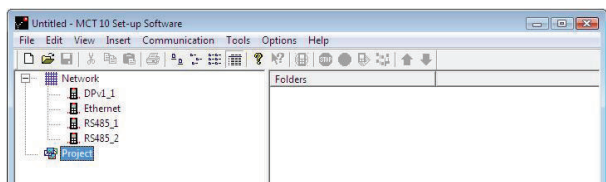


Illustration 6.1

Insert a new drive, folder or file folder by selecting the Project icon with a right-click on the mouse. Alternatively, select *Insert* on the menu bar, then select *New*, then *Drive*, *Folder* or *File Folder*.

Drive refers to the type of frequency converter you wish to set up. Inserting a frequency converter will bring up the drive selector window.

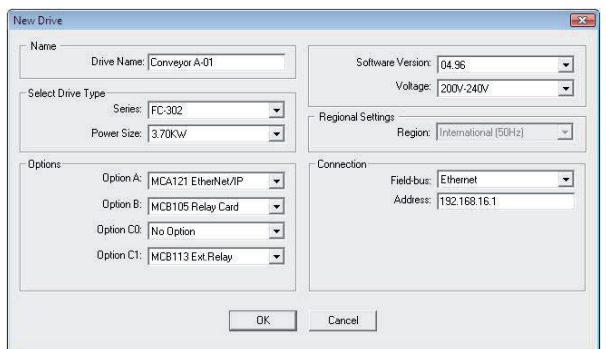


Illustration 6.2

The *New Drive* window consists of four main parts; Name, Drive Identification, Regional Settings and Connection. All parts are mandatory to be filled in:

Name is the name you want to identify the frequency converter with. This can be any text/number combination.

Drive Identification is the information regarding the frequency converter series, power size, options installed, software version and voltage level. The different selections are available from the drop down menus.

Regional Settings is configurable for International 50Hz or North America 60Hz settings. These discriminate mainly between horse power, kW and voltage level. The following screen shot shows an example of regional settings for a VLT 2800 frequency converter.

Connection means the fieldbus used between the PC and the frequency converter associated with the address to communicate. The specific fieldbus type is available from the drop down menu.

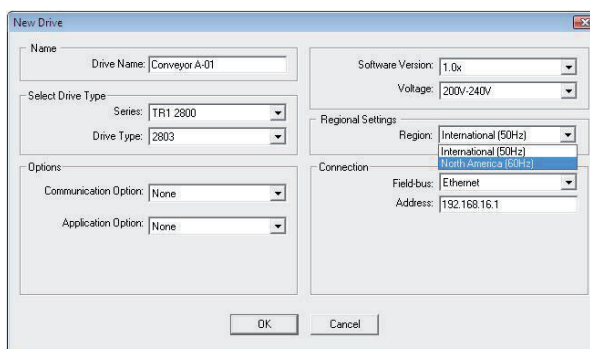


Illustration 6.3

Once the new frequency converter is added in the Project folder, the drive icon is selectable to display the database information as entered above:

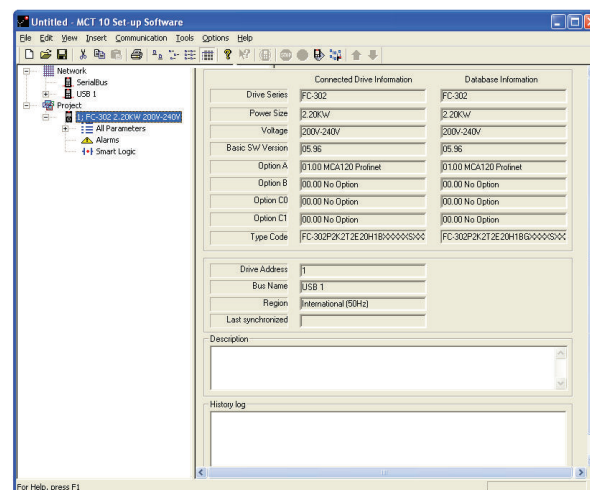


Illustration 6.4

The frequency converter(s) located in the offline project folder are reconfigurable. Right click on the specific frequency converter icon and choose Properties. The Drive's Properties dialog appears providing the possibility

to rename the frequency converter Name and reconfiguring the Connection Set-up.

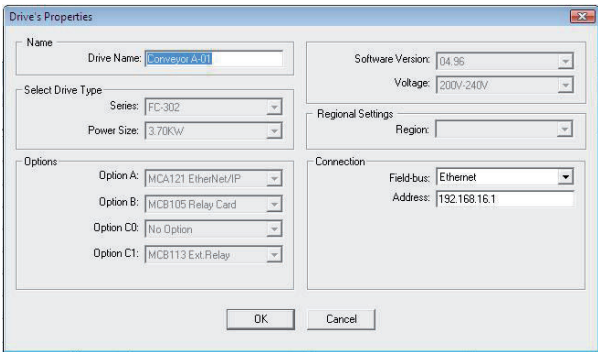


Illustration 6.5

- Operation and Display
- Load and Motor
- References and Limits
- Inputs and outputs
- Special functions
- Serial communication
- Technical functions

The generic folders can vary according to the type of frequency converter selected.

NOTE

The Connected Drive Information fields are empty until accessing the online frequency converter represented by the new frequency converter created offline. To view information from the online frequency converter, refer to the Read From Drive feature.

6.1.1 Parameter Folders

When you have set up a drive within the Project folder, you can create new parameter folders within that drive. Create a new Parameter Folder by right-clicking on the Drive icon, then selecting New, then Parameter Folder. The default name for the new parameter folder will be New Folder 1, New Folder 2, etc.



Illustration 6.6

6.1.2 Custom Parameter Folders

You can give the new parameter folder the desired identity using the Rename function, accessible by right-clicking on the New Folder icon.

6.1.3 Generic Folders

When a new drive is set up according to drive, it will take the form of a folder named by the user, containing an All Parameters folder, which comprises a series of inner folders with generic names. These generic names cannot be changed or personalised, i.e. there is no rename function for these folders. The generic folders within most frequency converters are as follows:

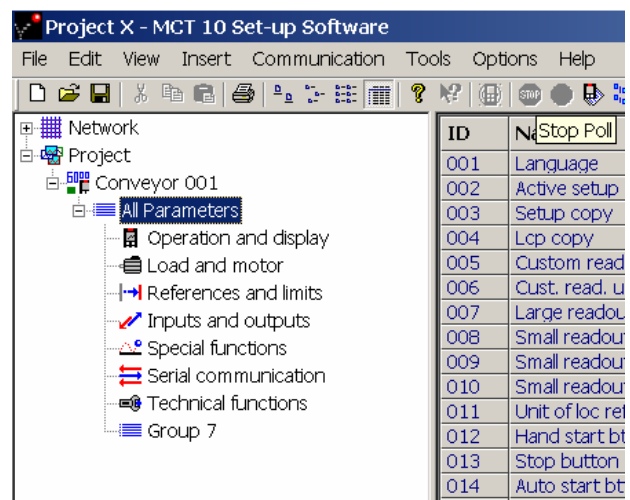


Illustration 6.7

The contents of the generic folders are fixed, and comprise the parameters relevant to the frequency converter type selected. The ID, name and settings of these parameters become visible in the Right View, with a left-click on the generic folder icon or name in the Left View.

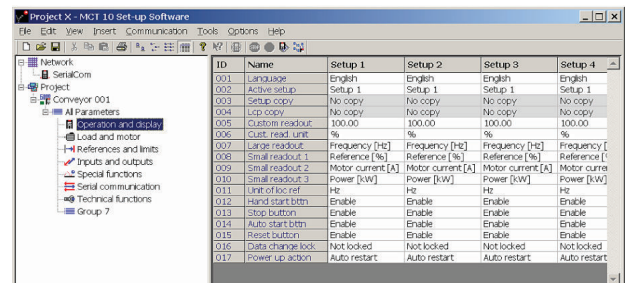


Illustration 6.8

6.1.4 Display Options

Display Options By selecting View in the main menu bar, a range of display options are presented. The user can choose to display or hide the Toolbar and the Status Bar. The user can also select the desired form of the Right View:

- **Large icons**
- **Small icons**
- The Right View display can be presented in the form of a **List** of folders and elements
- The Right View display can present **Details** of Network and Project elements

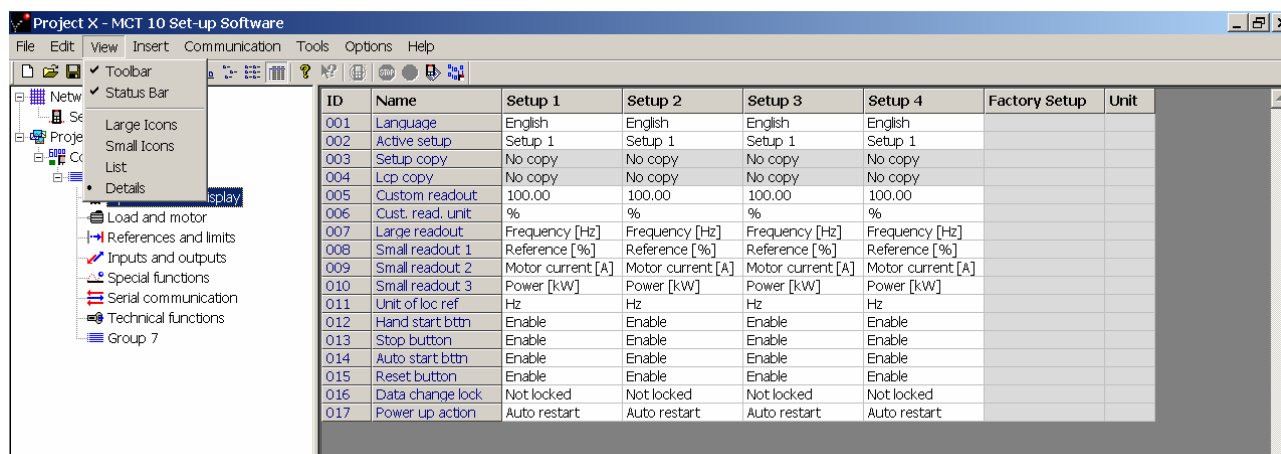


Illustration 6.9

130BT526.10

The final four display options (Large icons, Small icons, List and Details) are also accessible by clicking on the toolbar, options 8 through 11 from the left.

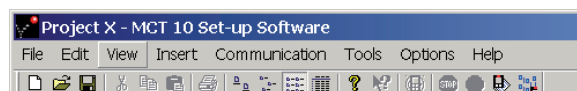


Illustration 6.10

130BT527.11

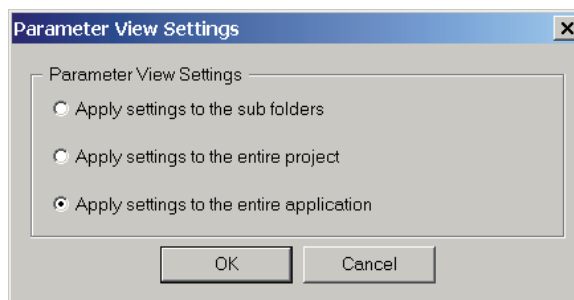


Illustration 6.11

130BT486.11

6.1.5 Parameter View Settings

You can apply the chosen parameter view settings described above to subfolders, to an entire project, or to the entire application, i.e. all MCT 10 Set-up Software folders in Network or Project mode.

Right-click on the parameter cell or set-up column then select Apply Parameter View Settings. Alternatively, select Apply Parameter View Settings under Tools on the main menu bar. The following pop-up will appear:

Select the option to apply and click OK to activate that option.

6.1.6 Parameter Grid Settings

For outside work in sunshine it can be difficult to distinguish between on- and offline view, using the default color settings. From the *Options* menu *Online Parameter Grid Settings*, the online parameter list can be customized in the background color to easy distinguish between on- and offline in any environment.

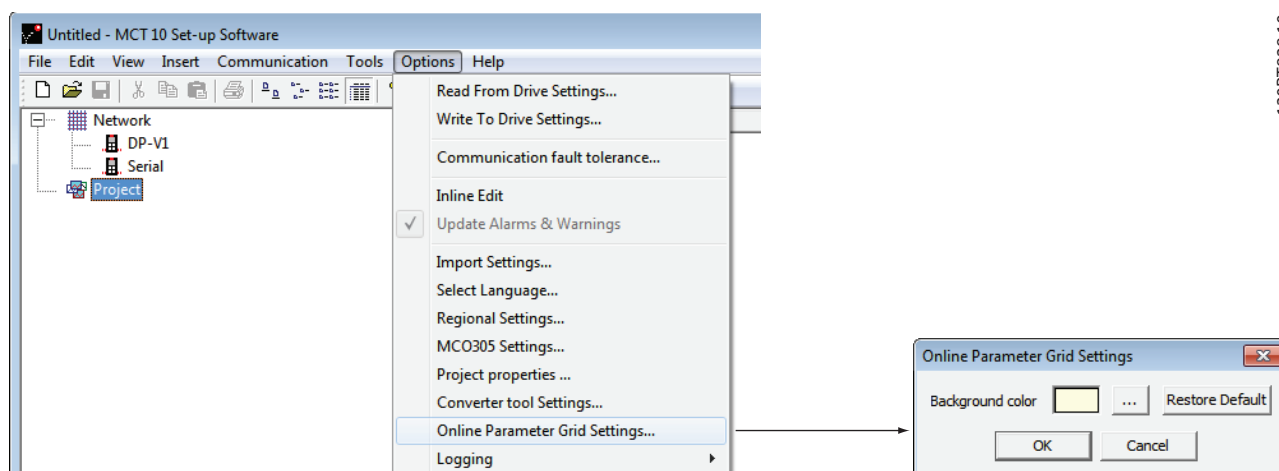


Illustration 6.12

The *Restore Default* button sets the online background to default color.

Clicking on the button with the three dots (...) opens a standard true color picker.

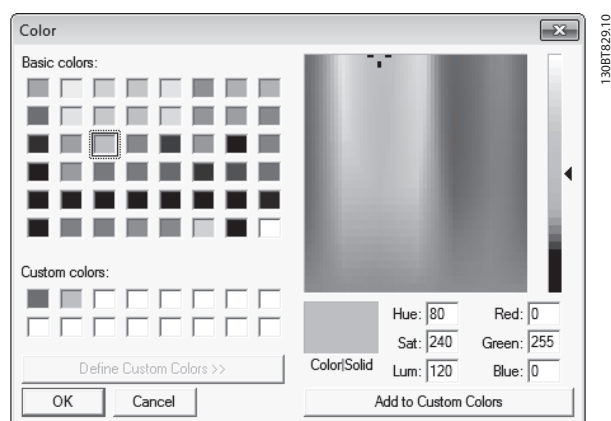


Illustration 6.13

Basic colors can be selected from the left view were the right one offers the possibility to fine-tune. The color is displayed in the *Color Solid* box associated with the RGB code.

Both the basic and the fine-tuned colors can be customized for later usage via the *Add to Custom Colors* button.

6.2 Filters

The MCT 10 Set-up Software can be configured by view filters to display parameters in a special way or to display parameters of interest. This is a powerful tool in

maintaining an overview of the drive, without becoming confused by irrelevant parameters.

Filters can be applied to the parameter set-ups, which are displayed in the Right View when highlighting a generic folder in the Left View, i.e. one of

- Operation and Display
- Load and Motor
- References and Limits
- Inputs and outputs
- Special functions
- Serial communication
- Technical functions

The parameters displayed in the Right View are presented in a series of columns, containing ID, parameter name, four set-ups, units and factory set-up.

Each set-up can be hidden by removing it. This is done by selecting the set-up in the parameter view and then selecting the remove menu. Changes made to the removed set-up are still stored inside the MCT 10 Set-up Software and can be displayed again by selecting *Customize Columns*.

By adding or removing columns the user can decide which information he wants to view.

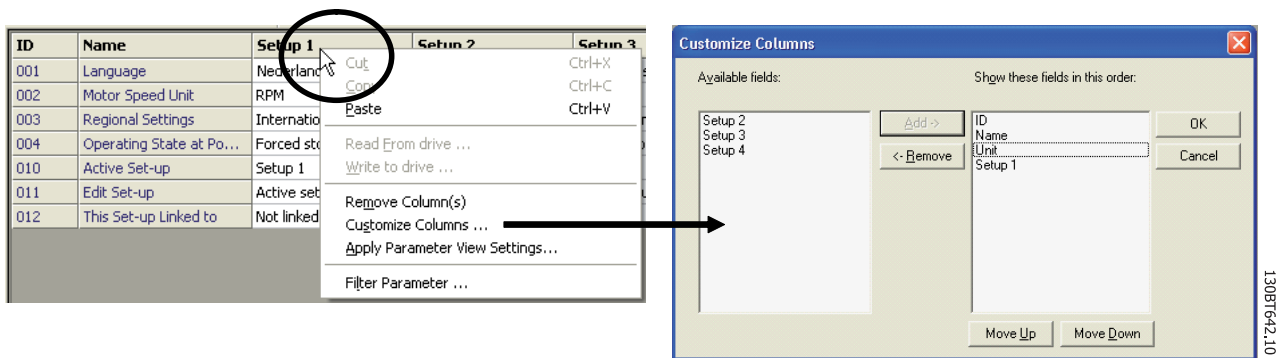


Illustration 6.14

6

The actual view can also be made valid for the complete Project or for the Folder only. This allows the user to

adjust his view setting quickly for parts or the complete Project.

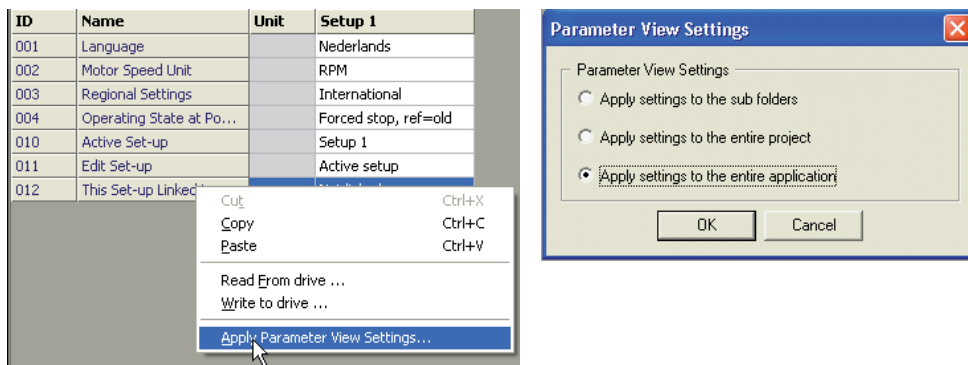


Illustration 6.15

130BT643.10

Another flexible way to adjust the display is via the Filter function.

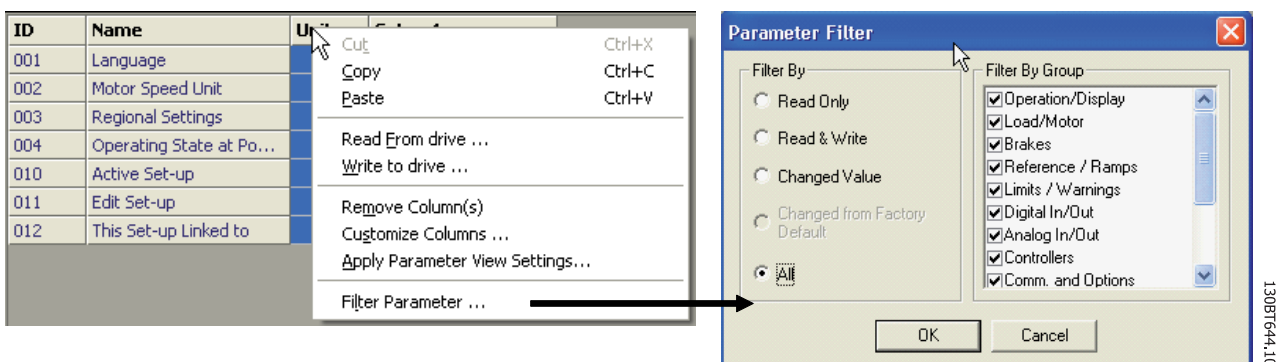


Illustration 6.16

By selecting *Change Parameters*, the number of parameters displayed is reduced to 5 Parameters in this example.

6.2.1 Parameter Filters

To find the Parameter Filter dialog:

Right-click on any column in Right View, then select Filter Parameter.

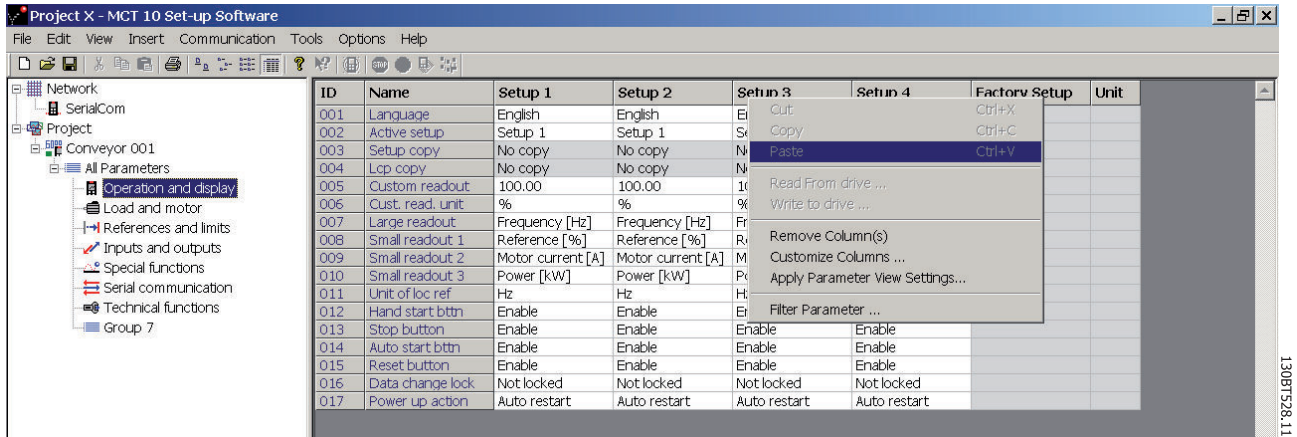


Illustration 6.17

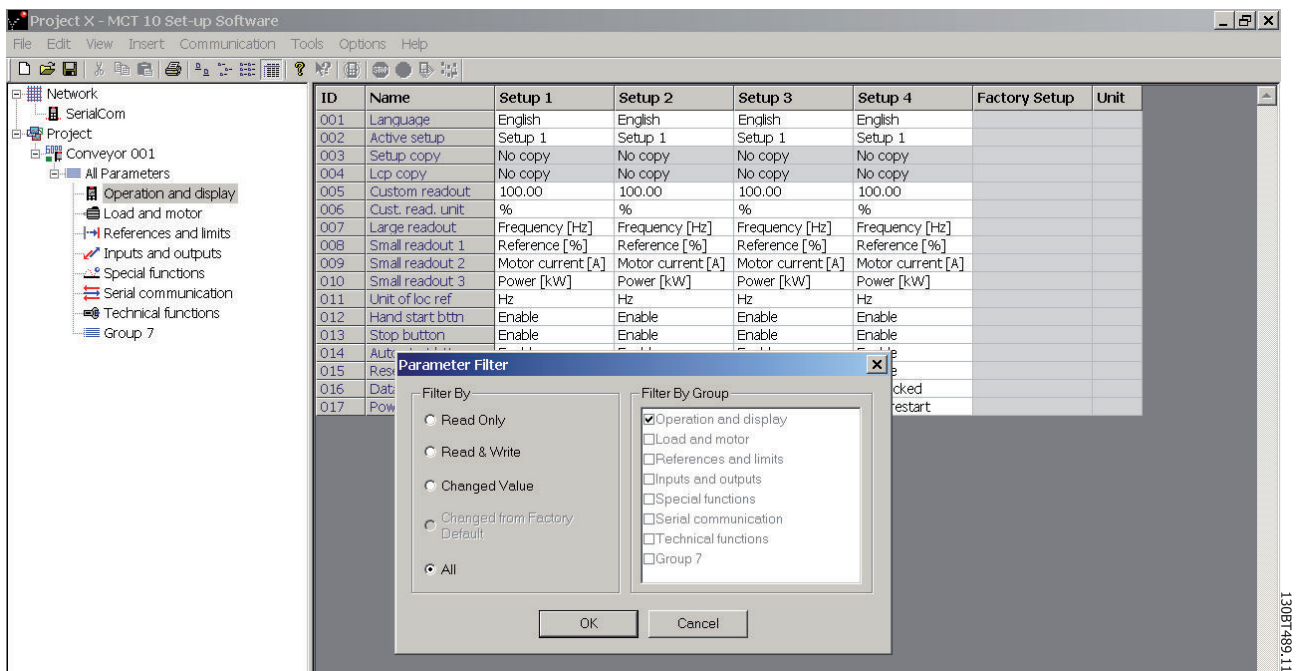


Illustration 6.18

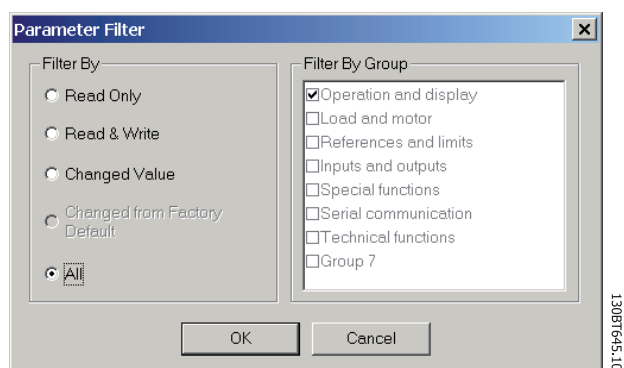


Illustration 6.19

6

6.2.2 Read Only

In the Right View showing details of parameter set-ups, the user can select the Read Only filter to display those parameters which are read only and cannot be changed by the user. Right-click on any parameter column in the Right View, and then select the Filter Parameter option. Under Filter By, the user can then mark Read Only, and the display will show only those parameters which are read only.

6.2.3 Read & Write

In the Right View showing details of parameter set-ups, the user can select the Read & Write filter to display those parameters which are read/write and can thus be changed by the user. Right-click on any parameter column in the Right View, then select the Filter Parameter option. Under Filter By the user can then mark Read & Write, and the display will show only those parameters which are read/write, i.e. can be changed by the user.

6.2.4 Changed

In the Right View showing details of parameter set-ups, the user can select the Changed Value filter to display those parameters which have been changed by the user in the

current session. Right-click on any parameter column in the Right View, and then select the Filter Parameter option. Under Filter By, the user can then mark Changed Value and the display will show only those parameters which have been changed during the current session.

6.2.5 All

To display all parameters in the Right View, following a filtering which has hidden some of the parameters, right-click on any parameter column in the Right View, and then select the Filter Parameter option. Under Filter By, the user can then mark All, and the display will show all parameters.

6.2.6 Filter By Group

To display only parameters from a particular group or groups in the Right View, the user can right-click on any parameter column in the Right View, and then select the Filter Parameter option. Under Filter By Group, the user can then mark the desired group or groups to be displayed and the Right View display will show only those group(s).

6.2.7 Column Select

Select a column in the Right View by left-clicking on the column title cell.

6.2.8 Folder Select

Select a folder in the Left View by left-clicking on the folder name or folder icon.

6.2.9 Parameter Display

By selecting a parameter folder in the Left View you can view the parameters in the Right View, including their ID code, name and configuration details.

ID	Name	Setup 1	Setup 2	Setup 3	Setup 4	Factory Setup	Unit
100	Config. mode	Closed loop for...	Closed loop for...	Closed loop for...	Closed loop for...		
101	Vt charact.	Aeo function	Aeo function	Aeo function	Aeo function		
102	Motor power	3.00	3.00	3.00	3.00		kW
103	Motor voltage	550	550	550	550		V
104	Motor frequency	50	50	50	50		Hz
105	Motor current	5.09	5.09	5.09	5.09		A
106	Motor nom. speed	1420	1420	1420	1420		RPM
107	Auto motor adapt	No ama	No ama	No ama	No ama		
108	Multim.startvolt	*****	*****	*****	*****		V
109	Resonance damp.	100	100	100	100		%
110	High start torq.	0.0	0.0	0.0	0.0		s
111	Start delay	0.0	0.0	0.0	0.0		s
112	Motor preheat	Disable	Disable	Disable	Disable		
113	Preheat dc curr.	50	50	50	50		%
114	Dc brake current	50	50	50	50		%
115	Dc braking time	10.0	10.0	10.0	10.0		s
116	Dc brake cut-in	0.0	0.0	0.0	0.0		Hz
117	Mot.therm protec	Etr trip 1	Etr trip 1	Etr trip 1	Etr trip 1		
118	Motor pwr fact	0.75	0.75	0.75	0.75		

Illustration 6.20

6.2.10 Customize Columns

The user can rearrange the display of columns in the Right View display by right-clicking on any column title, then selecting Customize Columns.

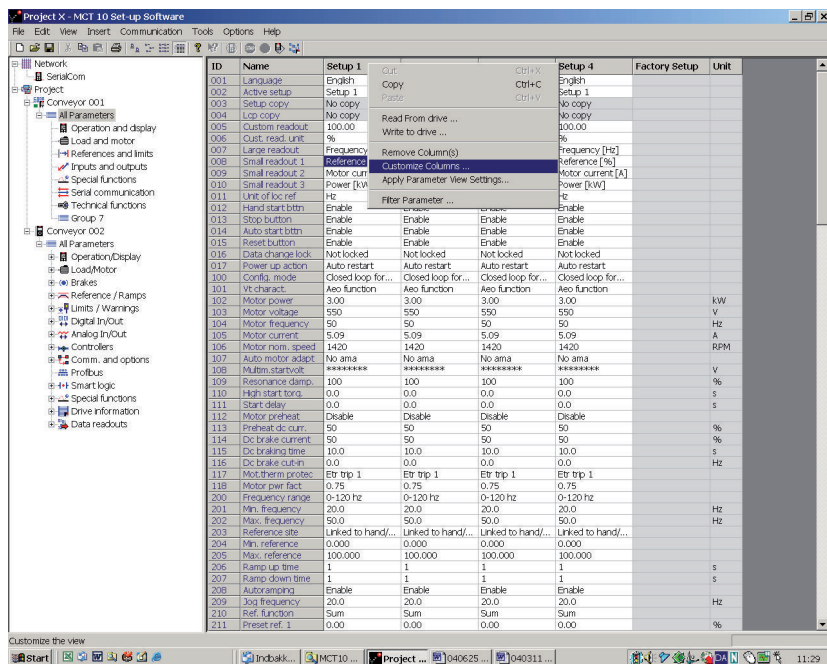


Illustration 6.21

The Customize Columns window will be displayed and there, the user can change the order of fields in the display by highlighting a field, then selecting Move Up, Move Down or Remove.

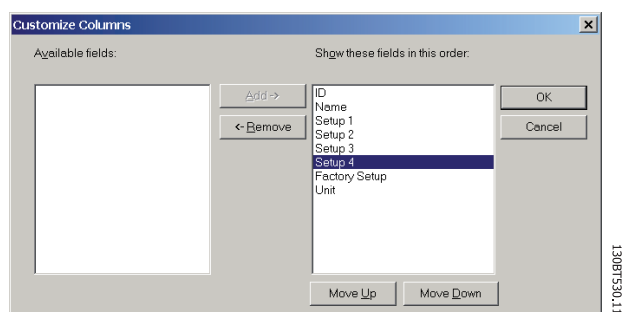


Illustration 6.22

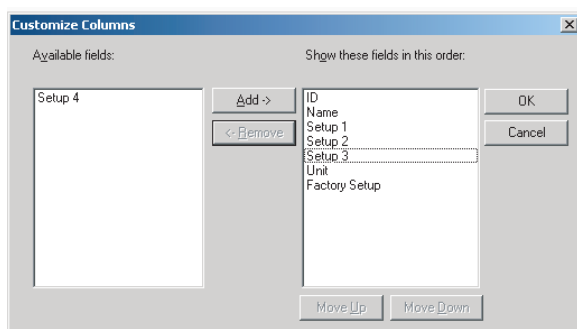
Removed columns are still stored in memory and can be retrieved into the Right View by highlighting the relevant field name and selecting Add.

6.2.12 Read Only Parameters

A few parameters are read only, i.e. they provide data only and cannot be configured by the user. Use the Filter function to view which parameters are read only.

6.2.13 Factory Defaults

The parameter factory defaults are viewable by highlighting the parameter folder in the Left View, whereupon the parameter details will be displayed in the Right View. The factory defaults will be displayed in the Set-up columns unless a user has changed the parameter configuration. If the parameter configuration has been changed since factory supply, the factory defaults are displayed in the Factory Set-up column.



130BT481.10

Illustration 6.23

6.2.14 Array Parameters - MCT 10 Set-up Software

Parameters containing data in the form of an array are displayed as a matrix in the Right View, where the rows of the matrix are identified as ID.1, ID.2, etc. For example, in the view below, array parameters 9-15 and 9-16 are displayed over several entries as 915.1, 915.2, 915.3, and 916.1, 916.2, 916.3.. in the Right View below.

6.2.11 Read/Write Parameters

The majority of parameters are read/write, i.e. they can be configured by the user. Use the Filter function to view which parameters are read/write.

The screenshot shows the VLT MCT 10 Set-up Software interface. On the left is a tree view of the project structure, including 'Conveyor 001' and 'Conveyor 002' with various sub-parameters. The main area is a table of parameters with columns for ID, Name, Setup 1, Setup 2, Setup 3, Setup 4, Factory Setup, and Unit.

ID	Name	Setup 1	Setup 2	Setup 3	Setup 4	Factory Setup	Unit
907	Actual Value	0	0	0	0		
915.0	PCD write config...	Fieldbus CTW 1	Fieldbus CTW 1	Fieldbus CTW 1	Fieldbus CTW 1		
915.1	PCD write config...	Fieldbus REF 1	Fieldbus REF 1	Fieldbus REF 1	Fieldbus REF 1		
915.2	PCD write config...	None	None	None	None		
915.3	PCD write config...	None	None	None	None		
915.4	PCD write config...	None	None	None	None		
915.5	PCD write config...	None	None	None	None		
915.6	PCD write config...	None	None	None	None		
915.7	PCD write config...	None	None	None	None		
915.8	PCD write config...	None	None	None	None		
915.9	PCD write config...	None	None	None	None		
916.0	PCD read configu...	Status word	Status word	Status word	Status word		
916.1	PCD read configu...	Main actual valu...	Main actual valu...	Main actual valu...	Main actual valu...		
916.2	PCD read configu...	None	None	None	None		
916.3	PCD read configu...	None	None	None	None		
916.4	PCD read configu...	None	None	None	None		
916.5	PCD read configu...	None	None	None	None		
916.6	PCD read configu...	None	None	None	None		
916.7	PCD read configu...	None	None	None	None		
916.8	PCD read configu...	None	None	None	None		
916.9	PCD read configu...	None	None	None	None		
918	Node address	0	0	0	0		
922	Telegram selection	PPO B	PPO B	PPO B	PPO B		
927	Parameter edit	Enabled	Enabled	Enabled	Enabled		
928	Process control	Enable cyclic m...	Enable cyclic m...	Enable cyclic m...	Enable cyclic m...		
953	Profibus warning ...	0hex	0hex	0hex	0hex		
963	Actual baud rate	9,6 kbit/s	9,6 kbit/s	9,6 kbit/s	9,6 kbit/s		
965	Profile number	{0,0}	{0,0}	{0,0}	{0,0}		
971	Save Data Values	Off	Off	Off	Off		
972	Drive Reset	No action	No action	No action	No action		

6

130B1531.11

Illustration 6.24

6.3 Special Parameters

6.3.1 Edit Set-up

The user can change parameter set-up by manually entering new value(s) into the cells in the Right View. Alternatively, the parameter set-up can be altered by importing values from an active frequency converter, using the Read From Drive function.

6.4 Parameter Edit

Parameters are organized into the same groups found on the LCP of the frequency converter. A parameter can easily be modified by simply double-clicking on the desired parameter entry. If an entry cell is shaded in light grey it means that it is read only, and cannot be modified.

6

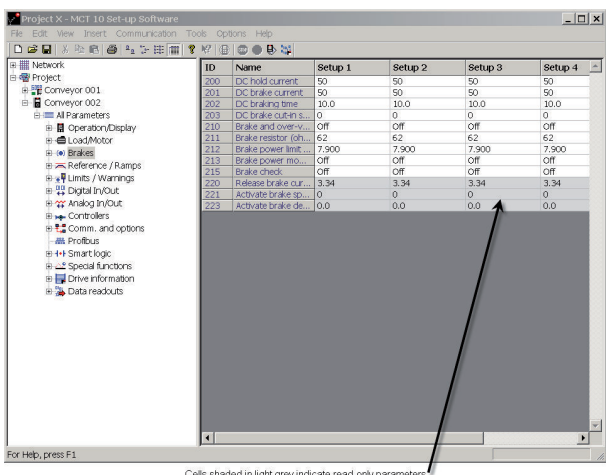


Illustration 6.25

The settings of a parameter are checked for correct value upon their entry. If a parameter value is set to an illegal value the MCT 10 Set-up Software displays an error. Parameters can be edited in two different modes, dialog-based and inline. In dialog-based edit mode MCT 10 Set-up Software will make a window pop up explaining the usages of the parameter.

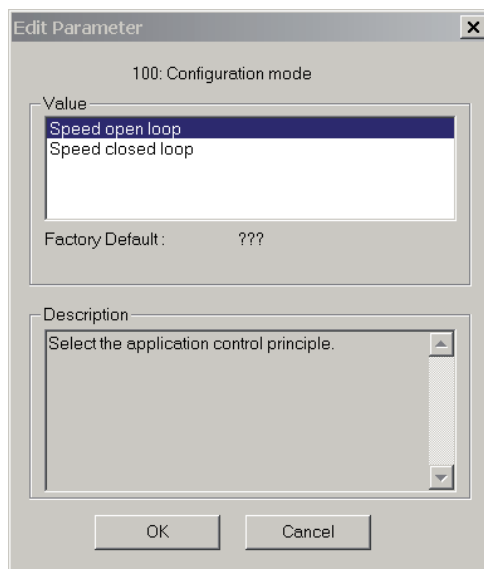


Illustration 6.26

6.4.1 Inline Edit

In inline edit mode, MCT 10 Set-up Software displays only the setting options available for a parameter. This works faster but is recommended only for the experienced user, since each possible setting is not followed by a detailed description of the setting.

6.4.2 Dialog Based Edit

If you would prefer to have details of parameters available whilst editing, use Dialog Based Edit. Parameter options, ranges and functions will be displayed whilst you edit the parameters. You will automatically enter Dialog Based Edit if you de-select Inline Edit.

6.5 Comparison of Parameters

Parameter settings can be compared to the parameter settings in another frequency converter. Comparisons can be made either to another frequency converter inside the project or to an online frequency converter. The comparison function is a powerful tool that evaluates whether settings inside the frequency converter have been changed, or checks if two or more frequency converters have the same settings. The compare function is activated by highlighting the desired frequency converter and selecting Compare.

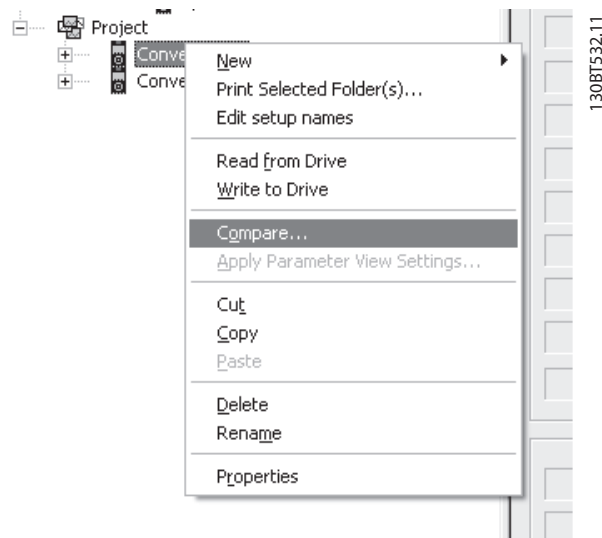


Illustration 6.27

The compare window asks the user for a frequency converter with which to make the comparison. This can be an online frequency converter from the network, or it can be a drive in the offline folder (Project folder).

The result of a comparison can be stored in an ASCII text file for documentation or for subsequent import into a spreadsheet.

It is possible to compare all set-ups, or to compare one set-up against another. The result of a comparison could look like this:

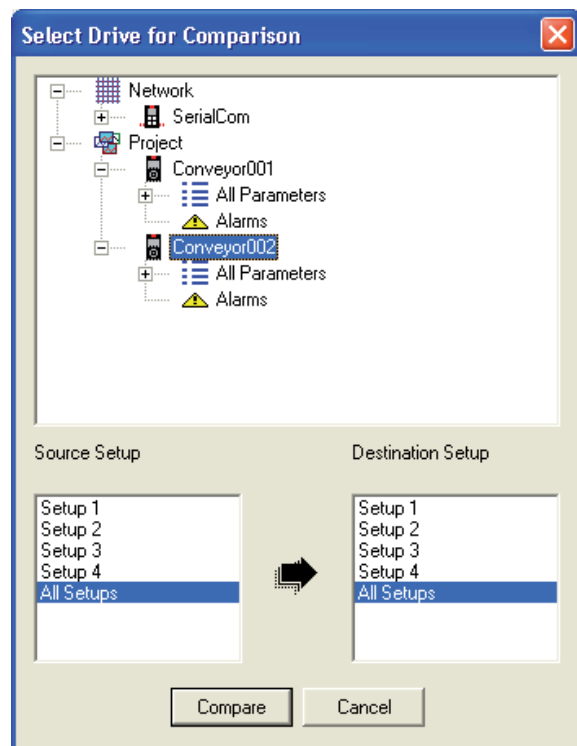


Illustration 6.28

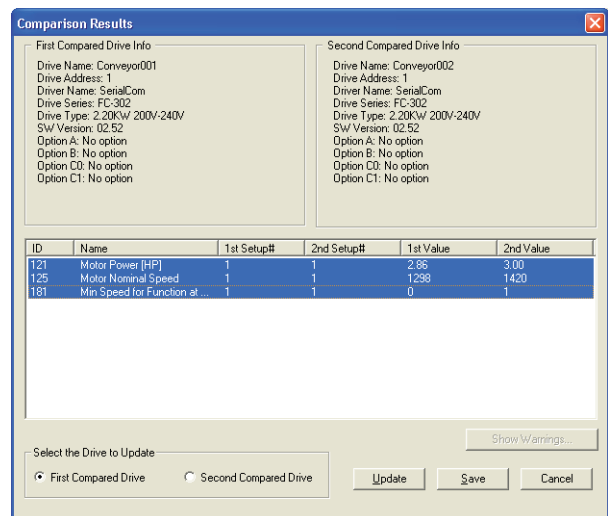


Illustration 6.29

6.6 Read Frequency Converter Database

In the event that the MCT 10 Set-up Software database information is outdated, for example when a frequency converter newer than the software version is introduced to the network, the MCT 10 Set-up Software database can be updated either by download from Internet or when this is not possible, by reading from the frequency converter itself.

When the MCT 10 Set-up Software database for a frequency converter is outdated, the frequency converter icon will be displayed with a red line through it and the Database Information cells will display the message Not supported, as shown:

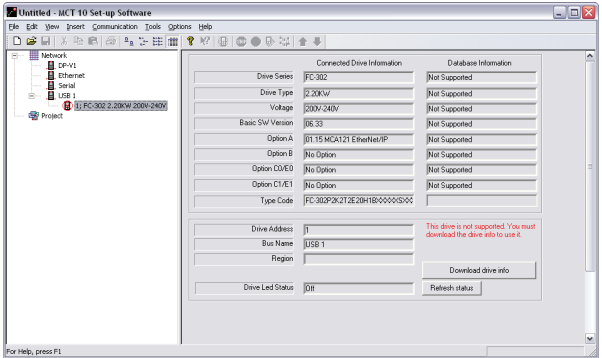


Illustration 6.30

will display settings identical to the Connected Drive Information.

In addition, the parameter settings will be displayed in capital letters.

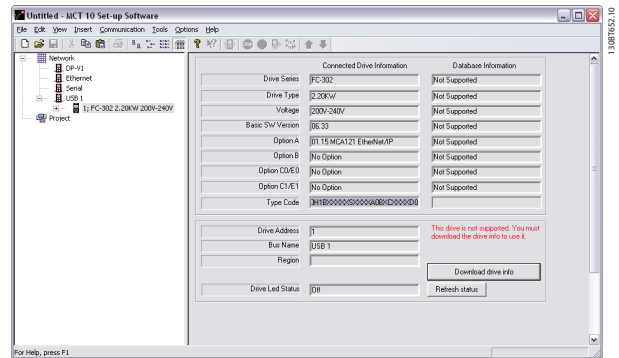


Illustration 6.33

6

The database can be updated either by right clicking on the frequency converter icon and select *Download Drive Info* or by clicking on the *Download Drive Info* button below the Database Information.

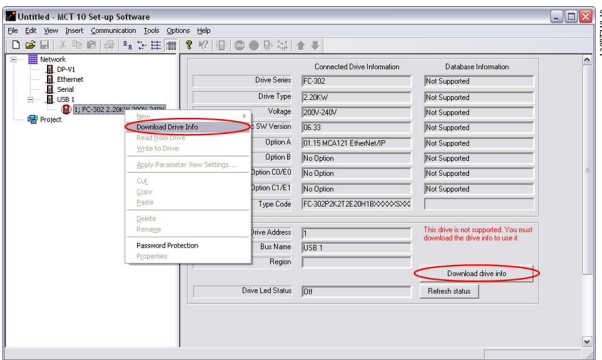


Illustration 6.31

The following message will appear. To read from the frequency converter select Yes and reading from the frequency converter will commence.



Illustration 6.32

When reading from the frequency converter is complete, the frequency converter icon will no longer have a red line through it and the Database Information in the Right View

6.7 View Changelog

When configuring a frequency converter, Active Filter or Softstarter from the Project, it is possible to view the changelog containing the changes made by the user only or the changes made including the dependant parameters.

Changes made by the user only can be read out by right clicking All Parameters and choosing Minimal changeset.

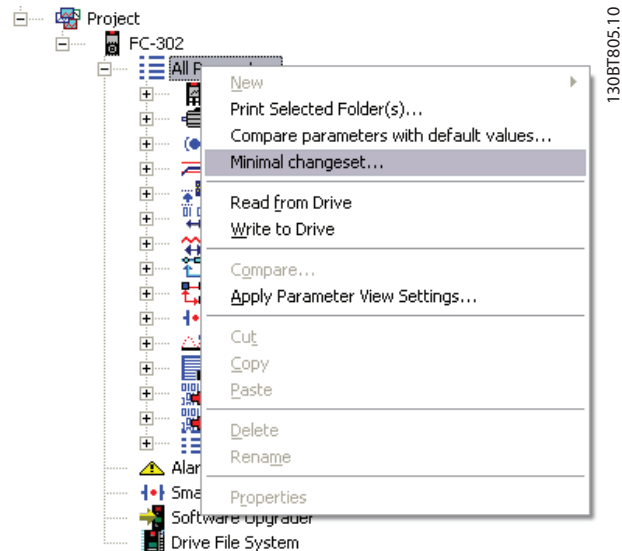


Illustration 6.34

Changes made including the dependant parameters can be read out by right clicking All Parameters and choosing compare parameters with default values.

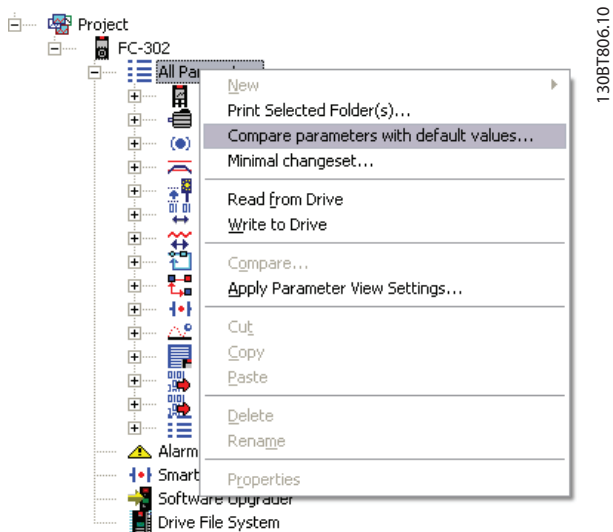


Illustration 6.35

6.8 Read Drive Operation Status

The frequency converter can be in two different operations conditions *Auto On* or *Off*, which can be monitored via the LCP or MCT 10 Set-up Software. From MCT 10 Set-up Software the actual operation status can be monitored when clicking on a frequency converter located in the Network. The *Refresh status* button is used to update the status information. Parameters can only be written to frequency converters in operation status *Off*.

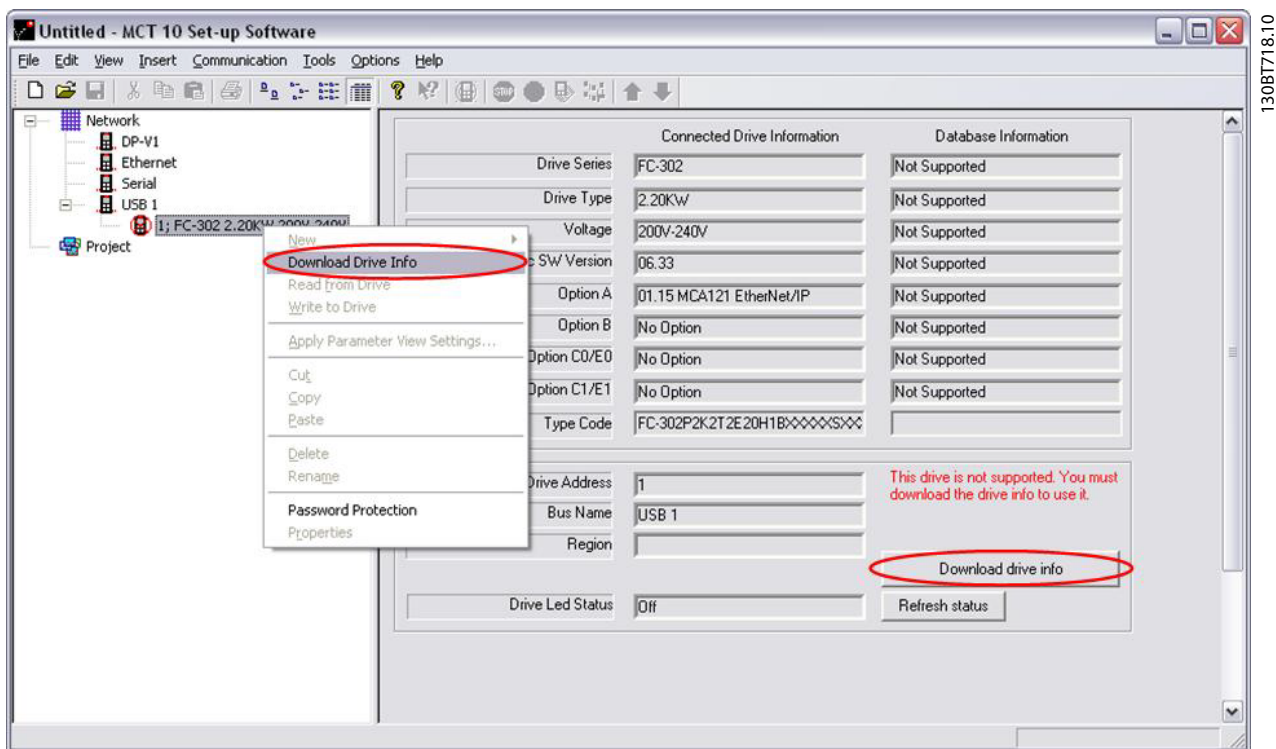


Illustration 6.36

7 Read/Write between MCT 10 Set-up Software and Frequency Converter

7.1 Reading and Writing Parameters

Parameter settings can be read from or written to an online connected frequency converter. The options for reading from or writing to parameters are manifold. One single set-up value can be read/written. All four set-ups of a parameter can be read/written. A group of parameters can be read/written and so on.

The user performs reading or writing by selecting the value(s) to be read/written and then selecting the *Read From drive or Write to drive* menu.

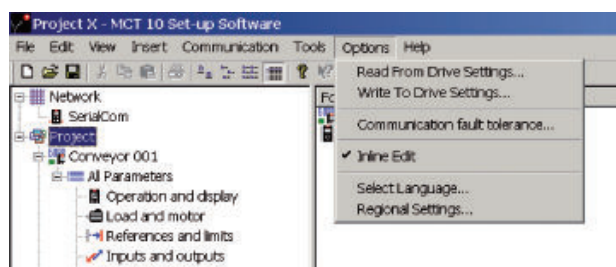
You can select

- A single parameter in the Right View
- All Parameters in the Left View
- One group of parameters in the Left View, e.g. Load and Motor group

and the *Read from drive* and *Write to drive* functions will apply to the whole selection.

7.2 Read/Write Settings

Access a range of functions by selecting Options on the main menu bar:



130BT535.10

Illustration 7.1

7.2.1 Read From Drive Settings

Select the desired options for reading from an active frequency converter, which will then become applicable for all reading from frequency converter(s).

Include Factory Set-up

If this option is selected, the factory set-up data (i.e. default values) will be included in the data read from the frequency converter. The factory set-up is not always standard, it can be changed, and therefore this can be a useful option when needing to check the actual default values.

Set-ups

Select whether you wish to read only visible set-ups or wish to read all set-ups.

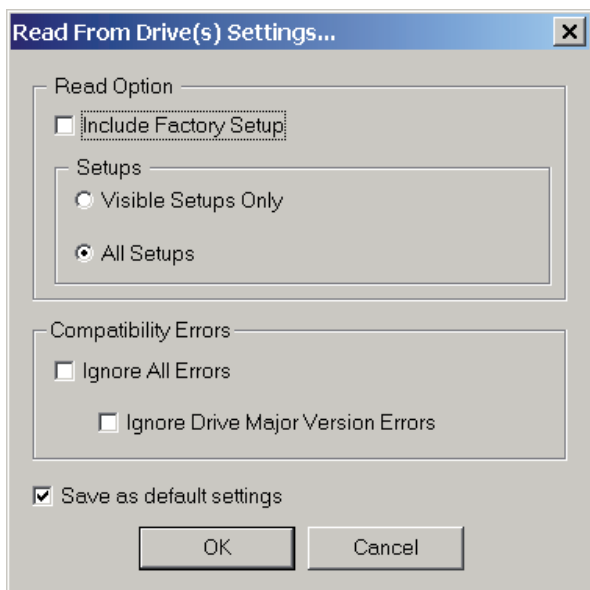
Compatibility Errors

If the field device software is not exactly identical with the MCT 10 Set-up Software version of the device, this is where you can specify what level of compatibility is acceptable. You can choose to *Ignore All Errors*, i.e. ignore all compatibility errors.

Alternatively, if this is unacceptably broad, you can choose *Ignore Drive Major Version Errors* to restrict the acceptable compatibility errors to those occurring in a major software version. Minor version differences such as v3.1 to v3.4 will be ignored, but major version differences such as v3.1 to v4.1 will not be accepted.

Save as Default Settings

Selecting this option will activate the above settings for all reads from frequency converter.

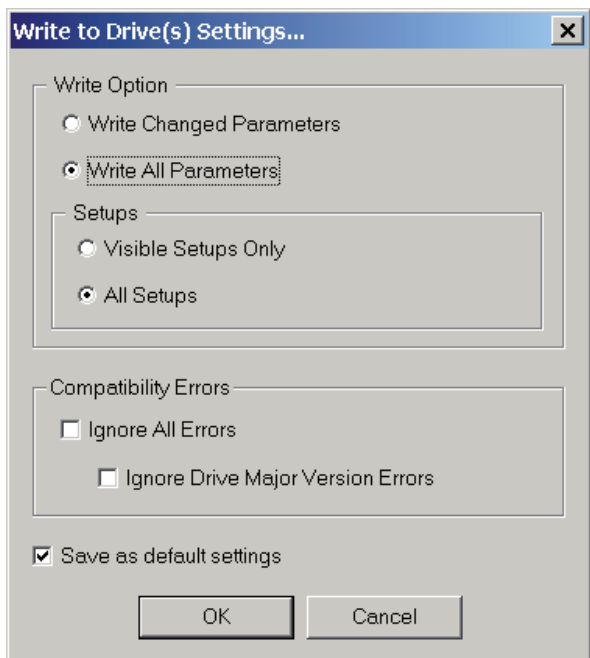


130BT655.10

Illustration 7.2

7.2.2 Write to Drive Settings

Select the desired options for writing to an active frequency converter, which will then become applicable for all writing to frequency converter(s).



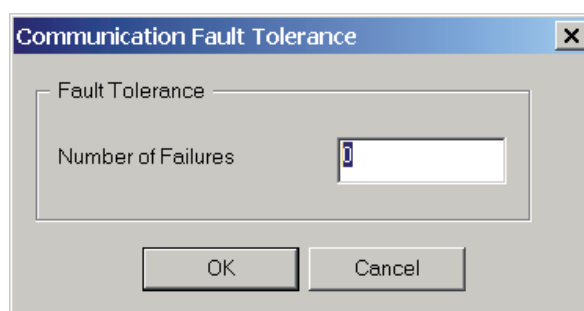
130BT656.10

Illustration 7.3

7.2.3 Communication Fault Tolerance

Here you can set up the number of communication faults tolerable before breaking off the connection. The default Number of Failures value is 0 or 1, which in practice is usually too low a fault tolerance for smooth communications, i.e. the connection will constantly be cut off.

For normal operating conditions, set Number of Failures to 3 to achieve reasonably smooth communications. For operating conditions where the electrical noise level is high, or where the standard of the installation is low, set Number of Failures to 5.



130BT657.10

Illustration 7.4

7

7.3 Connection Properties

To read or write between on- and offline frequency converter(s), the connection properties must be correct configured in the offline project. If the fieldbus do not refer to one available in the Network tree, MCT 10 will not be able to identify the online frequency converter.

The fieldbus can be reconfigured by right clicking on the offline project and choose Properties.

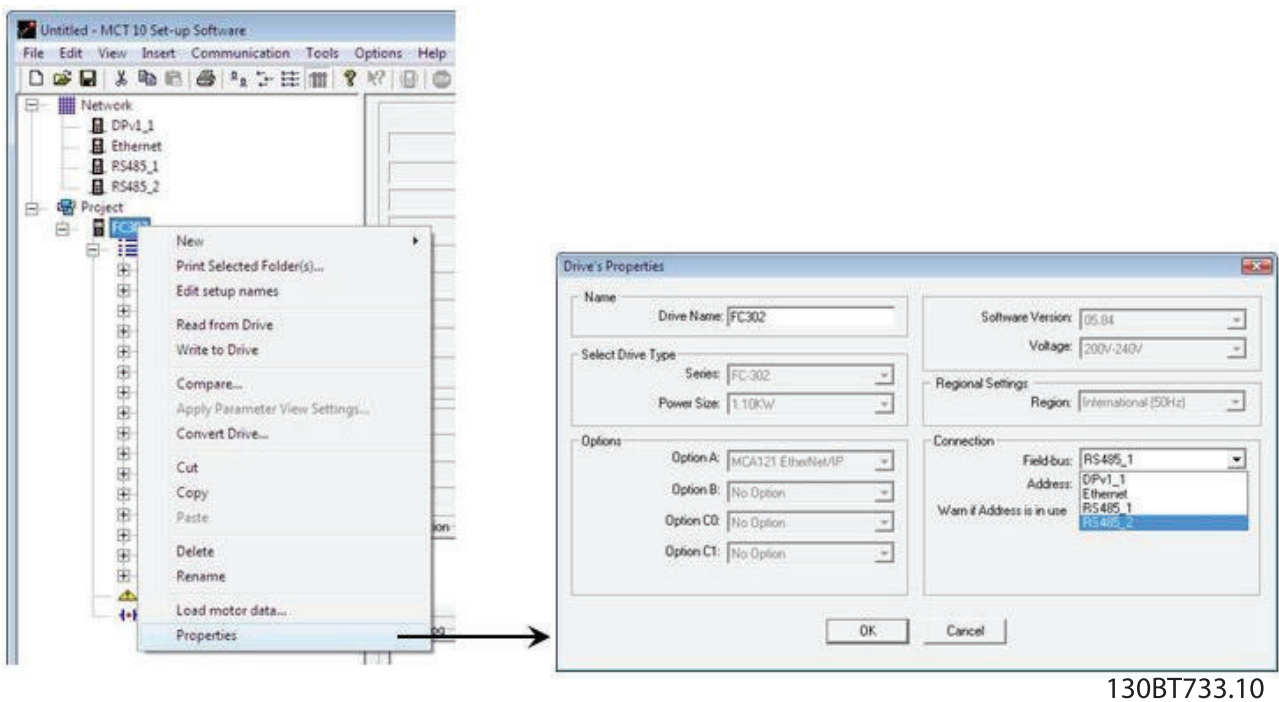


Illustration 7.5

130BT733.10

From the Drive's Properties dialog, the fieldbusses added to the Network tree can be configured in the Fieldbus dropdown.

7.4 Read From Drive

Values can be read from an active frequency converter by right-clicking on the desired selection (in this example a parameter column title in the Right View), then selecting *Read from drive*.

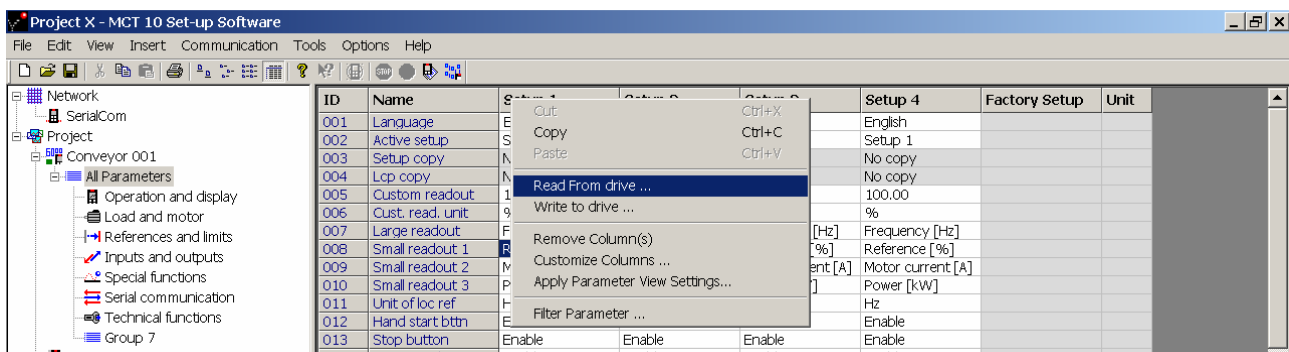


Illustration 7.6

Once *Read from drive* is selected, the software accesses the online device and the Drive Check window pops up, showing the compatibility of the properties of the offline Project drive (where the properties are based on database

information) with the online device, i.e. Connected Drive, as in the following example:

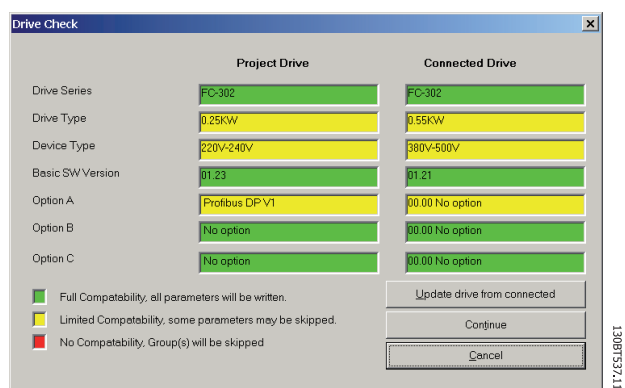


Illustration 7.7

The colour codes indicate the level of compatibility between the theoretical Project Drive and the actual Connected Drive, for each property.

In the Drive Check pop-up you can select one of three options: Cancel, Continue, or Update drive from connected. *Cancel* will stop the Read From Drive process, for example if the level of compatibility between Project drive and Connected drive is unacceptably low. *Continue* will activate the Read From Drive process to show the properties of the connected frequency converter. *Update drive from connected* will activate the Read From Drive process, deleting the data in the Project drive and replacing it with the data from the Connected drive.

NOTE

The *Update drive from connected* selection will cause all information stored in the Project Drive to be deleted and then replaced in the Read From Drive process. If you wish to retain the information entered into the Project Drive, *Continue* is the appropriate selection.

Once the Read From Drive process is completed, the display shows details of both the Connected Drive Information and the Database Information.

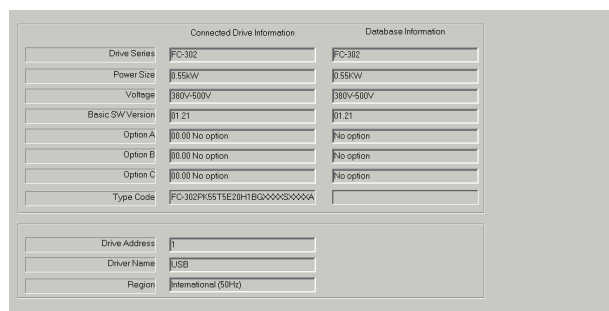


Illustration 7.8

7.5 Write to Drive

Values can be written to an active frequency converter by right-clicking on a parameter column title in the Right View and then selecting Write To Drive.

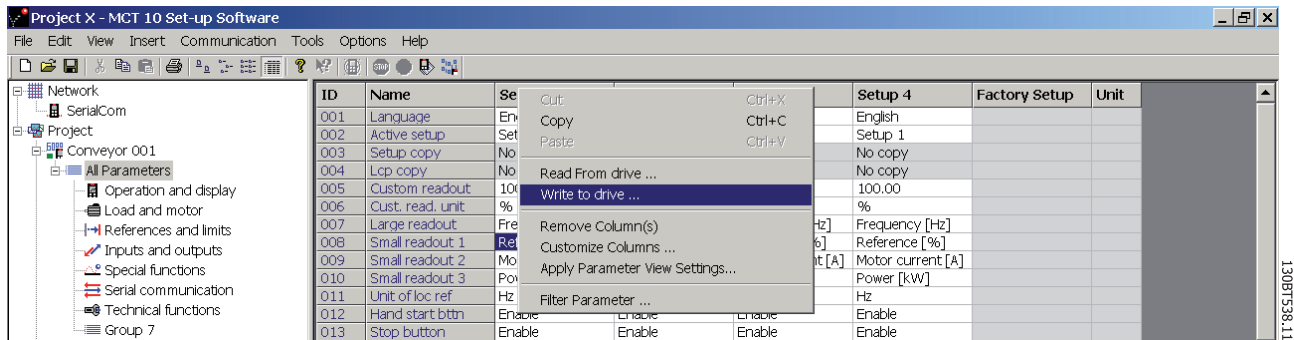


Illustration 7.9

7

Alternatively, access Read From Drive and Write To Drive by selecting Communication in the main menu:

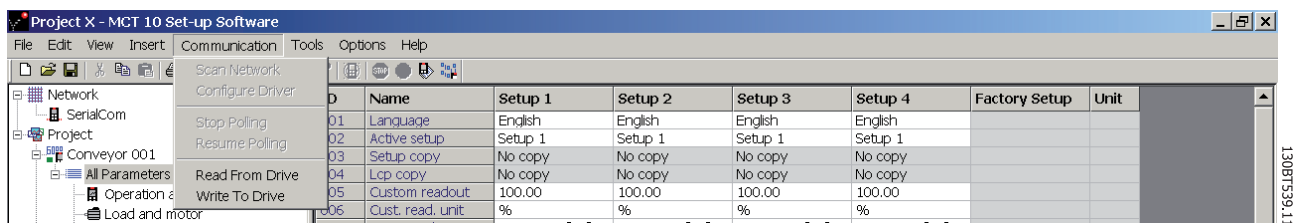


Illustration 7.10

7.6 Views

The MCT 10 Set-up Software can be configured by view filters to display parameters in a special way or to display parameters of interest. This is a powerful tool when wanting to maintain an overview of the frequency converter, without becoming confused by irrelevant parameters.

Each set-up can be hidden by removing it. This is done by selecting the set-up in the parameter view and then selecting the remove menu. Changes made to the removed set-up are still stored inside the MCT 10 Set-up Software and can be displayed again by selecting "Customize Columns".

By adding or removing columns the user can decide which information he wants to view.

The actual view can also be made valid for the complete Project or for the Folder only. This allows the user to adjust his view setting quickly for parts or the complete Project.

Another flexible way to adjust the display is via the Filter function.

Just by selecting Change Parameters, the number of parameters displayed is reduced to 5 in this example.

7.7 Scan

Only the USB fieldbus is automatically scanned when a frequency converter is connected to the PC. For all the none plug-and-play fieldbusses, it is required manually to scan the bus for active frequency converters.

7.7.1 Scan Configuration

Enter the preferred scan settings by right-clicking on SerialCom and then selecting Configure Driver.

Adding a Standard bus RS-485 or Profibus to the Network tree, the scan range is per default configured to scan the entire address range. The Ethernet-TSC bus is added using the current IP address settings.

The fieldbus scan range can be configured in three ways:

- Right click on the fieldbus icon in the Network tree and select Configure Bus
- Mark the fieldbus icon in the Network tree and select Configure under Communication on the main menu bar.
- Open the Fieldbus Configuration dialog, right clicking on the Network icon and select Add/Remove/Configure Busses or from the Windows Control Panel.




Illustration 7.11

130BT495.11

7.7.2 Scan Network

A fieldbus can be scanned in three ways:

- Right click on the fieldbus icon in the Network tree and select Scan Bus for active frequency converters.
- Mark the fieldbus icon in the Network tree and select Scan/Refresh under Communication on the main menu bar.
- Mark the fieldbus icon in the Network tree and select the Scan icon on the toolbar.

The *Scanning for Drives* window will pop up, and will indicate the progress of the scan:

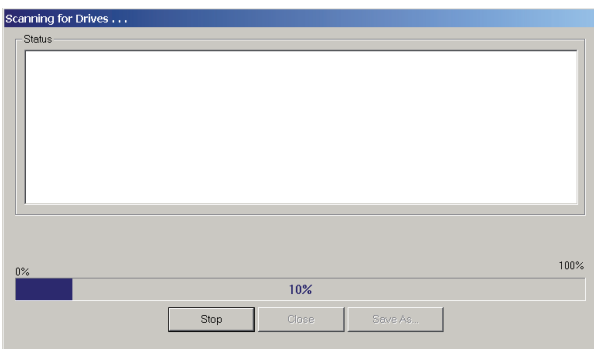


Illustration 7.12

7.8 Poll

When in Network mode, MCT 10 Set-up Software will automatically poll the parameters in the Right View to continuously update their status to reflect live operation.

There are two ways to stop polling, for example to freeze and analyse a particular moment:

1. Select Stop Polling under Communication on the main menu bar
2. Select Stop Polling from the toolbar

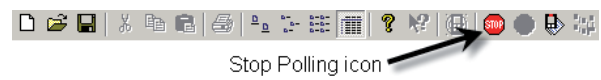


Illustration 7.13

130BT660.10

Resume polling in two ways:

1. Select Resume Polling under Communication on the main menu bar.
2. Select Resume Polling from the toolbar:

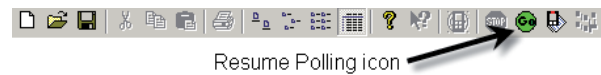


Illustration 7.14

130BT661.10

8 Saving Data

8.1 Network and Project Folders

It is important to note the difference between Network and Project folders in the Left View.

Through the Network folder the user gains access to physical devices operating in the field. Here the user can configure the physical frequency converters just as if he were configuring them on the LCD panel of the device. Configuration changes made in the Network folder are therefore saved only in the physical device in the field. The Network folder contains online data.

The Project folder contains those data saved to the user's hard disk, remote from the field. The Project folder therefore contains offline data.

NOTE

Changes made in the Network folder are not automatically saved to the Project folder. That is, the user must actively save changes to his hard disk.

8.2 Changing the Set-up of a Device in the Field

In order to change settings for a field device, the user opens the Network folder and selects the relevant device. The configuration window will pop up, showing where the user sets the scan range, scans for frequency converters and finds the device he is seeking.

The user can stop polling by selecting the stop icon on the tool bar, and then make changes to settings directly in the set-up columns in the Right View.

At this point the changes will be implemented online in the field device, but are not recorded elsewhere.

8.3 How to Save Data

8.3.1 Save Changes to a Hard Disk

To record online changes to a hard disk, select the relevant device in the Network folder. Right-click on the device and select *Copy*.

Select the Project folder, right-click and select *Paste*. Then select *File* from the main menu bar, and select *Save As*.

The user can then save the device file under the desired title into a directory on his hard disk.

8.3.2 Save a Project

Save a project by selecting *File* from the main menu bar, then *Save*. Alternatively, select the *Save icon* on the toolbar, the third icon from the left.

Include Drive Information

If a project file is open including a firmware version not supported by MCT 10, it cannot be open. Including the frequency converter information in the project file, makes it possible to open in other MCT 10 installations without having the firmware installed. Opening the project file, the frequency converter information is updated similar to:

- Selecting Update Drive Support under Tools on the main menu bar.
- Downloading the frequency converter information from an online frequency converter.

The frequency converter information is per default saved in the project file. From Project properties under Options on the main menu bar, the user can setup not to include the frequency converter information in the project file.

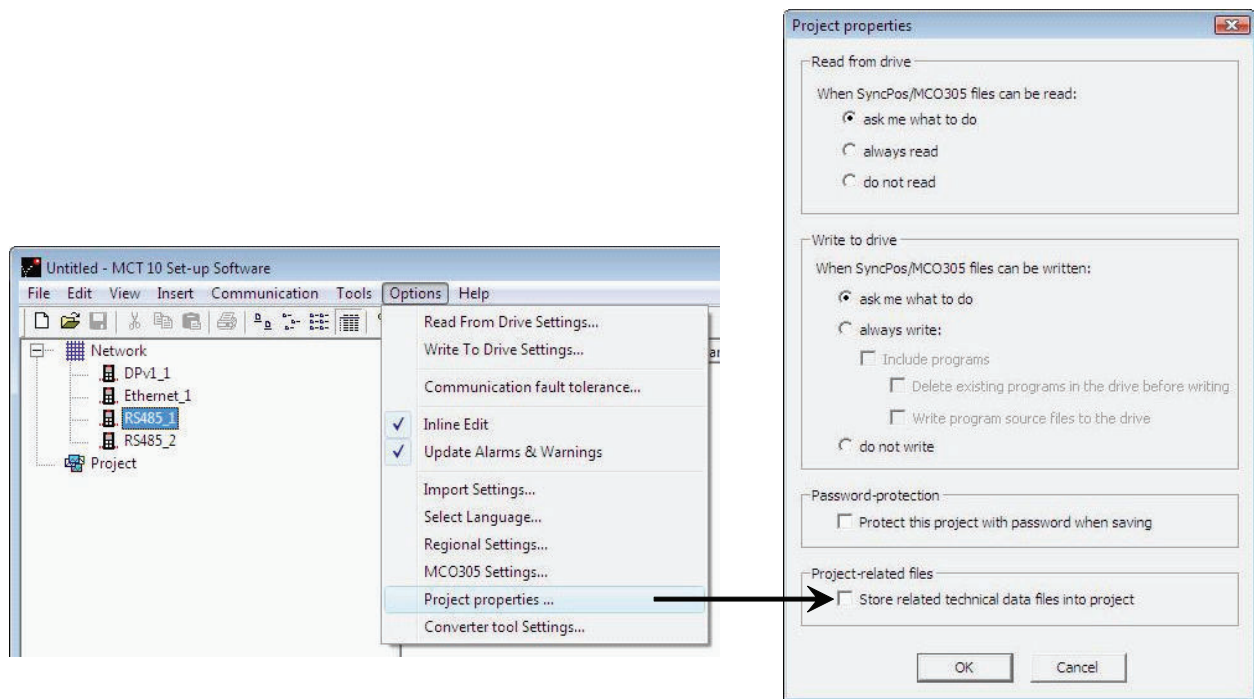


Illustration 8.1

130BT734.10

8

8.3.3 Archive/Unarchive

Projects that include links to other documents, can store not only the drives but also the linked files.

By selecting the *Archive* function the MCT 10 Set-up Software generates a file that contains all frequency converters and the linked files into a *.ssa File. If this file is sent to other computers the user will get a copy of the linked files on his computer.

9 SyncPos

9.1 SyncPos Handling

The VLT 5000 and VLT 5000 FLUX series have a SyncPos application option, which consists of a print card with processor. This manual does not describe the SyncPos functionality in detail. For detailed information please consult the separate SyncPos program manual.

MCT 10 Set-up Software can directly modify, read from and write to SyncPos files. SyncPos Files are stored within the MCT 10 Set-up Software files, and do therefore not require separate handling.

When a VLT 5000 has a SyncPos option installed, the MCT 10 Set-up Software will display two icons upon selection of the frequency converter: an All Parameters folder icon and a separate icon for the SyncPos option. A group 7 series of parameters is incorporated under All Parameters. The group 7 parameters apply to SyncPos.

NOTE

MCT 10 Set-up Software has not true support for SyncPos application options version 1.xx and 2.xx. The Syncpos folder will be available due to the lag of functionality in these initial versions.

9.2 Programs and Configuration File

Select the SyncPos icon and two more folders will become visible. The SyncPos program consists of two main parts: Configuration file (*.cnf) and Program Files(s) (*.m). A configuration file consists of a series of SyncPos parameters which can be programmed. MCT 10 Set-up Software can import or export SyncPos Configuration files. If no Configuration file exists it can be set up.

9.2.1 Programs

Programs can be inserted in the MCT 10 Set-up Software Project folder. When a new SyncPos program is selected, an untitled program is inserted in the SyncPos folder. The program can be edited, written and exported just as in the stand alone SyncPos program. If a SyncPos program already exists it can be imported into the MCT 10 Set-up Software project.



Illustration 9.1

9.2.2 Configuration

Select the Configuration icon to view the available frequency converter configuration file in the Right View. Select the icon for the relevant frequency converter in the Right View to open a new editor (Cam Editor), which is used to change the SyncPos settings. Details of how to use the editor are dealt with in the separate SyncPos manual.



Illustration 9.2

Once the desired settings are made, you can either Compile (under Settings in the main menu) or Exit Program (under File in the main menu).

Upon selecting Exit Program, a window will pop up: SyncPos Application Closed, providing you with two options for how to save and exit, including an explanation. Select Read or Write. A Confirm SyncPos Write (or Read) window will pop up, with two options for saving to the SyncPos card. Mark the desired selection and select Yes or No. Upon selecting Yes, the information will be written to the frequency converter.

If Write to Drive is selected at the root of a frequency converter, the MCT 10 Set-up Software also writes the SyncPos Files to the SyncPos options. If this function is called, the MCT 10 Set-up Software warns the user for unattended stop of the SyncPos Card.

9.2.3 Import and Export of a Configuration File

To import a configuration file saved elsewhere, for example in another project, to the SyncPos card, left-click on the configuration file displayed in the Right View as shown below.

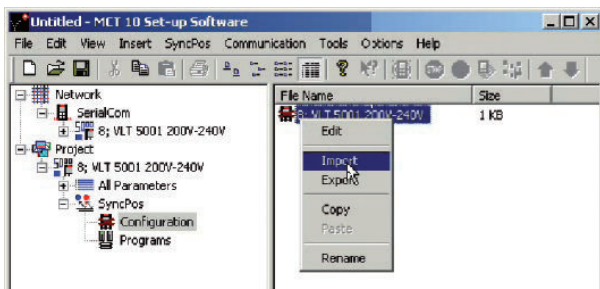


Illustration 9.3

A window will pop up enabling you to select a configuration file for import from your computer directory:

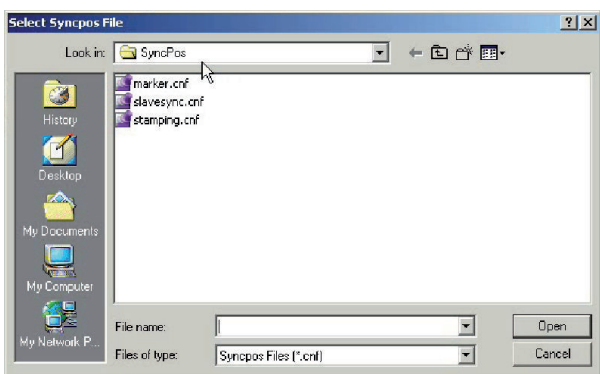


Illustration 9.4

Select the desired file, click Open, and the file will be imported to the Configuration folder.

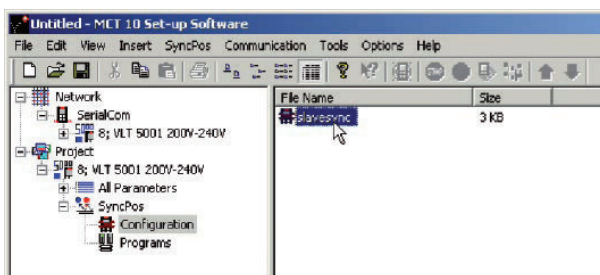


Illustration 9.5

Export of configuration files is performed in the same manner.

9.2.4 Edit and Save Configuration File

View and edit the content of the configuration file by selecting it, whereupon the configuration editor will open.

After editing is complete, close the SyncPos application and the following window will pop up:

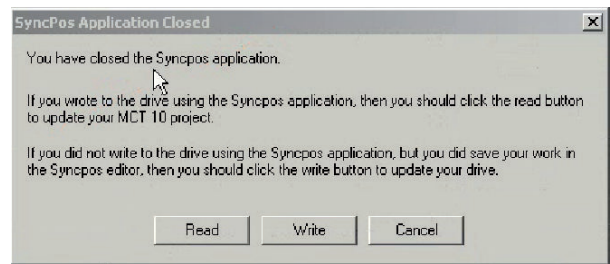


Illustration 9.6

To save your changes, select Read or Write to save changes to the MCT 10 Set-up Software project or to the frequency converter, respectively. Reading or Writing can take some time.

9.2.5 Import and Export of Programs

To import a program to the SyncPos card, left-click on a program displayed in the Right View as shown below.

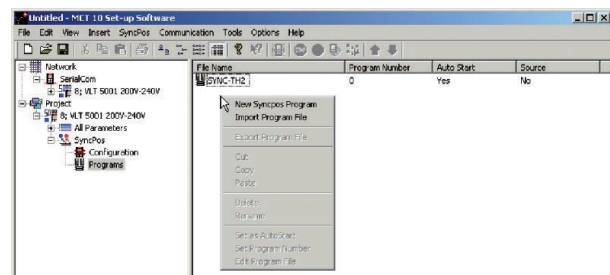


Illustration 9.7

A window will pop up enabling you to find the desired program for import in the computer directory.

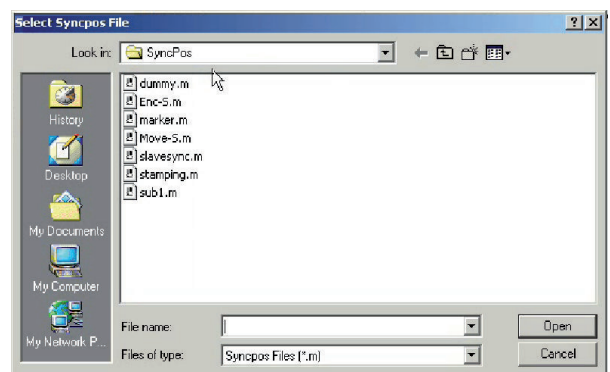


Illustration 9.8

Select the desired program, click Open, and the program will be imported to the Programs folder. The import is now complete.

9.2.6 Autostart

If more than one program is stored in the Programs folder, you can set one of them to start automatically when the device is turned on.

In the Right View, select the program you wish to be the start-up program, and then right-click to select Set As Autostart. The program selected is thereafter indicated with Yes in the Autostart column.

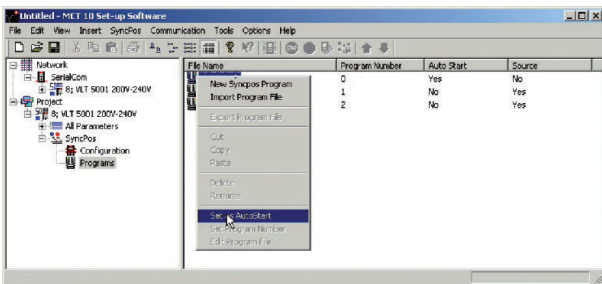


Illustration 9.9

9.2.7 Source Code

Refer to SyncPos manual.

9.2.8 Edit Source Code

Double-click on the program icon in the Right View to view and edit the source code.

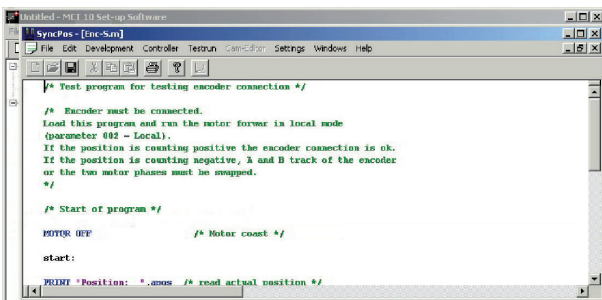


Illustration 9.10

A range of editing operations are possible, described in detail in the SyncPos manual.

9.2.9 Save and Exit Program

If you wish to save your work when editing is complete, select Save under File in the menu bar. This will save the changes to the program file opened from the MCT 10 Set-up Software project.

To leave SyncPos, select Exit Program under File in the menu bar:

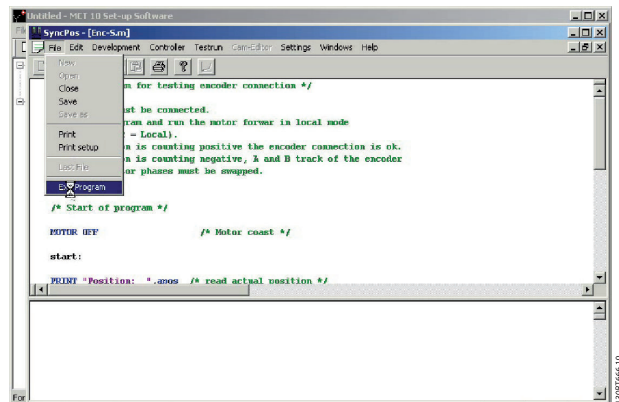


Illustration 9.11

As for editing of a configuration file, a SyncPos Application Closed dialog box will pop up and you should select Read or Write according to the instructions in the box.

NOTE

If there are programs in the SyncPos card they will be deleted without further warning.

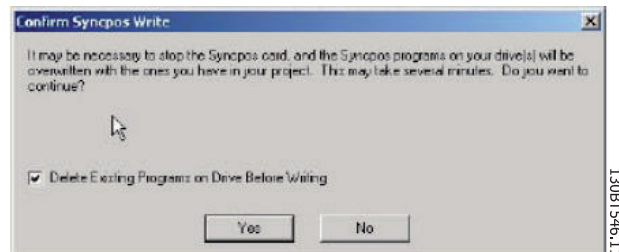


Illustration 9.12

9.3 SyncPos Read From Drive

Read all parameters and SyncPos files from a frequency converter to a project in one step by selecting Read from Drive. Select the root drive and then right-click to find Read from Drive:

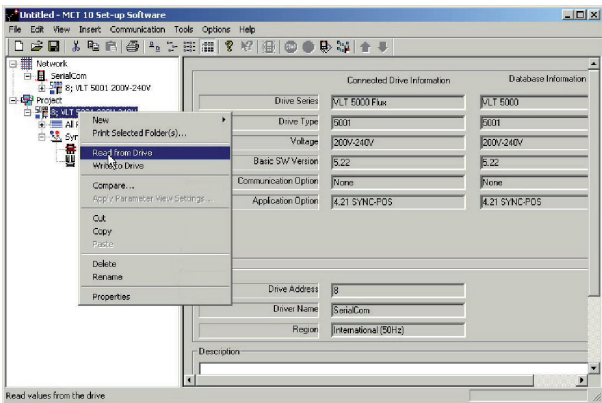


Illustration 9.13

CAUTION

Use this feature with caution. If incorrectly used, files on the drive can be permanently lost. The following warning will appear, explaining that files of the same name can be permanently overwritten:

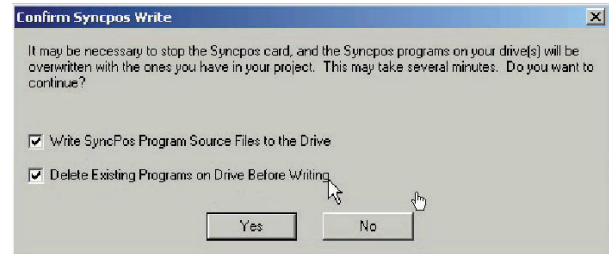


Illustration 9.16

CAUTION

Use this feature with caution. Files in the project can be permanently lost. The following warning will appear, explaining that files of the same name will be permanently overwritten:

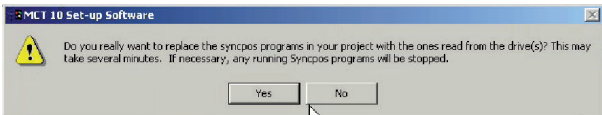


Illustration 9.14

Select the required settings. Then to write, select Yes. For the above settings, the existing programs will first be deleted, and then the SyncPos Program Source Files will be written to the frequency converter. Once the write is complete, check the contents for the Network folder to confirm that the Write to Drive was successful.

If you select Yes, reading from the frequency converter will commence, and Configuration Files and Programs from the frequency converter will be saved to the Project.

9.4 SyncPos Write to Drive

Write all parameters and SyncPos files from a project to a frequency converter in one step by selecting Write to Drive. Select the root drive and then right-click to find Write to Drive:

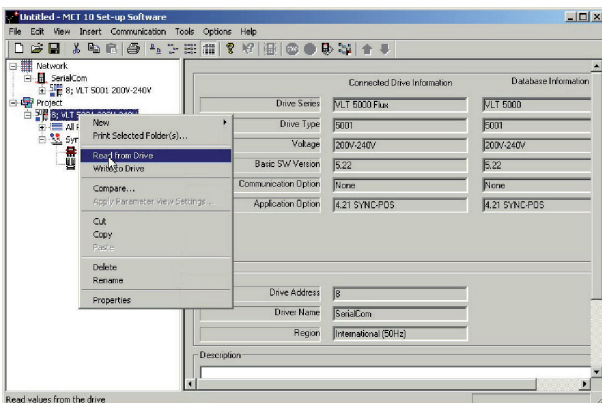


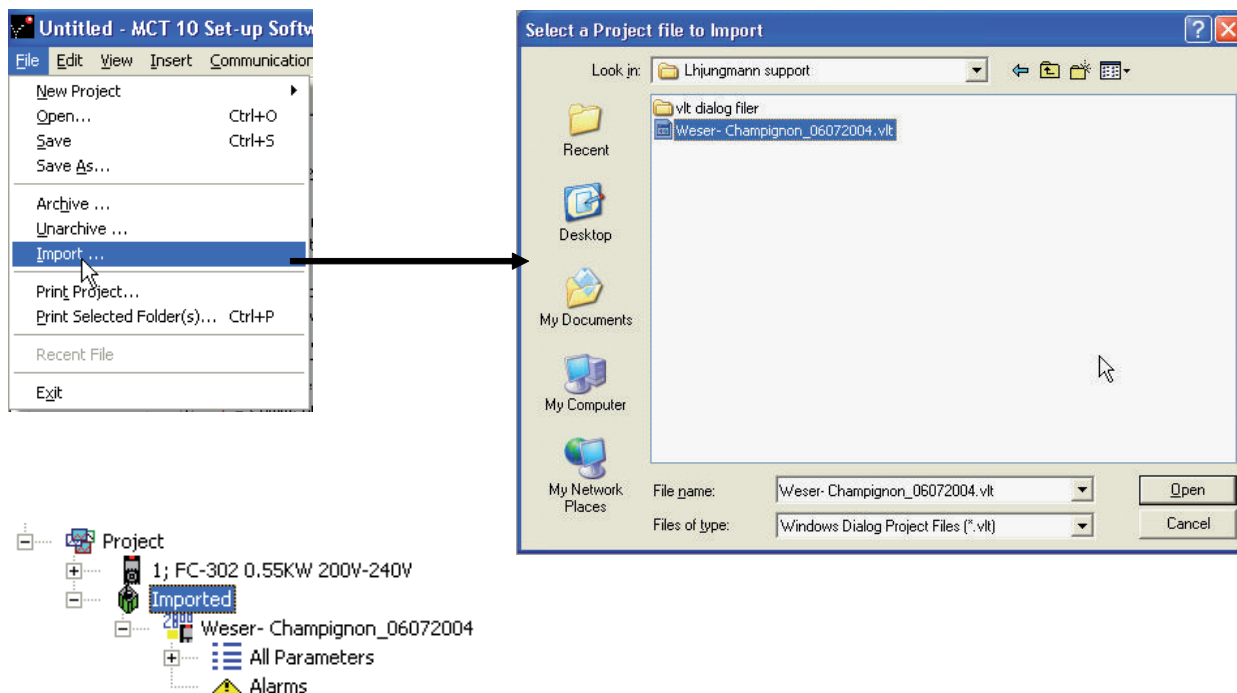
Illustration 9.15

10 Import of Files

10.1 Import of Older Dialog Files

For users working with VLT set-up software dialog, the files generated under these software packages can be imported into the MCT 10 Set-up Software.

Files from DOS versions as well as Windows versions can be imported to the MCT 10 Set-up Software. Following a successful import, the MCT 10 Set-up Software places the imported files in an imported files folder.



130BT670.11

Illustration 10.1

Due to limitations in some of the former PC tools some functionality is not importable. Functions such as displaying changed values only, are not available in MCT 10 Set-up Software.

11 Printing

There are two options for printing from MCT 10 Set-up Software: Print Project or Print Selected Folders.

Both options are located under File in the main menu bar. Alternatively, Print Project can be selected by right-clicking on the Project icon. Print Selected Folders can be selected by right-clicking on the icon for a folder within the Project.

If you wish to print parameter settings for an entire project, select Print Project.

If you wish to print parameter settings for part of a project, select Print Selected Folders

The following dialog box will pop up:

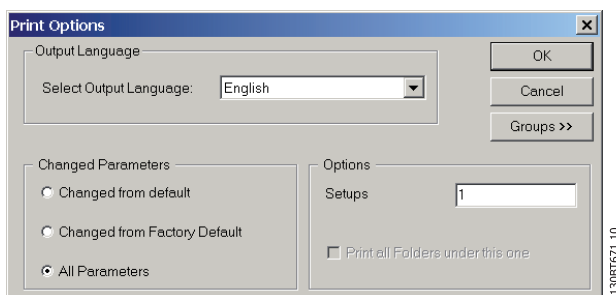


Illustration 11.1

Set the options as follows.

11.1.1 Output Language

Select the desired print language from the list, which appears by left-clicking on the default language displayed.

11.1.2 Changed Parameters

Select this option to print all parameters, or if you only wish to print the parameters which have changed. Select between parameters

- Changed from default
- Change from factory default
- All parameters

Make the selection and press *OK* to print.

11.1.3 Options

Specify which set-up you wish to print.

11.1.4 Groups

It is possible to print only selected parameter groups.

Select *Groups >>* the Print dialog box will expand to look like this:

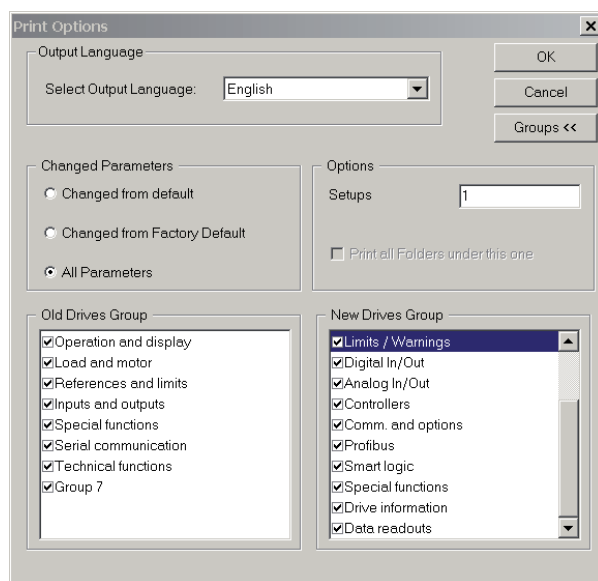


Illustration 11.2

Select which parameter groups to print.

To return to the original unexpanded Print dialog box, select *Groups <<*.

To print, select *OK*.

12 Alarm, Warning and Fault Log Readout

From Version 2.0, MCT 10 Set-up Software supports the feature of reading out the alarms, warnings and fault logs of the online frequency converters. This allows the user to quickly locate alarms and warnings in the connected drive system, and investigate the fault log for previous trips. This feature also allows the user to gather and store events in the project file for later evaluation or the project file can be sent to a remote specialist for further investigation.

12.1 Localisation of Alarms and Warning

After a complete scanning of a Drive Network, the MCT 10 Set-up Software indicates if the connected frequency converters have active warnings or alarms. Both warnings and alarms are indicated by a ! sign in front of the drive icon. A missing ! indicates that no alarms or warnings are present at the time the Network was scanned.

The picture below shows a small network with four drives, where the VLT 5000 at address 6 has an active Alarm or Warning.

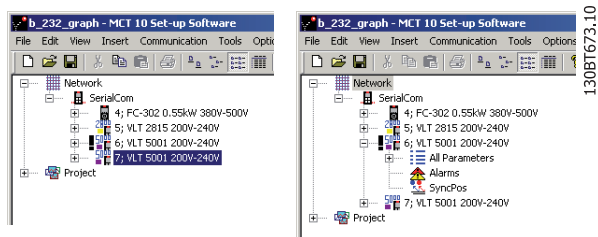


Illustration 12.1

By selecting the + sign the view of the VLT 5000 is expanded. In this view the user has the active alarm/warning icon, which is represented by the double triangle icon. The single triangle icon indicates no warning/alarms.



Illustration 12.2 Active Alarms/Warnings



Illustration 12.3 No Active Alarms/Warnings

Selecting the active alarm/warning icon will split the right view into three main areas:

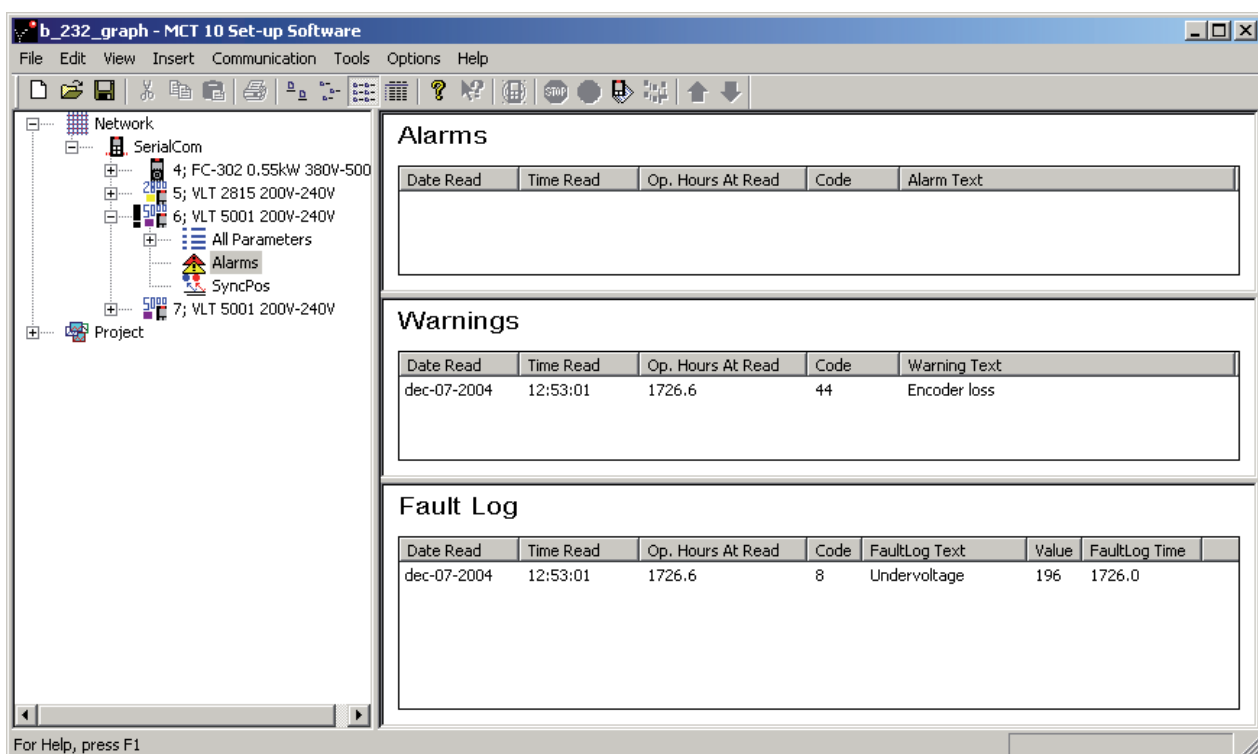


Illustration 12.4

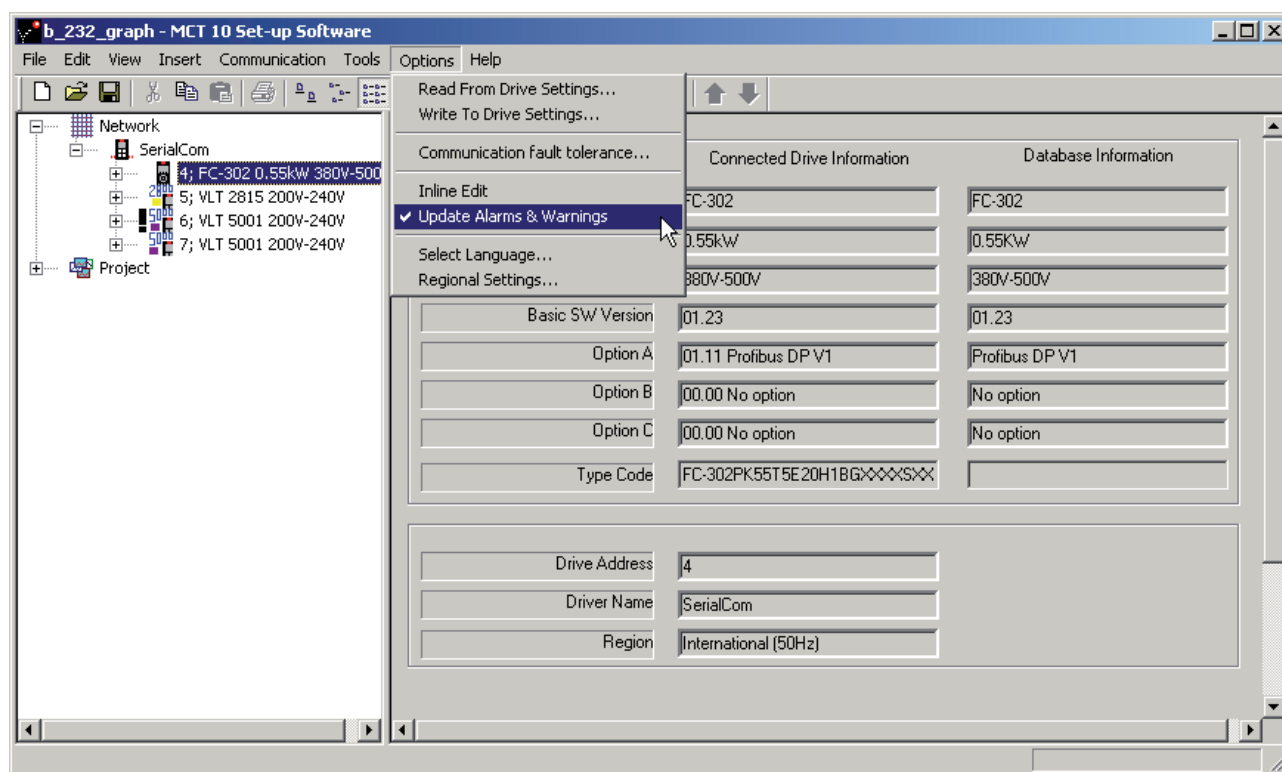
The alarms and warnings are displayed at the top of the Right View. Both views consist of five columns. The first two columns are the date and time of the PC at the time the information was read from the frequency converter. The third column is the Drives Operating Hours counter. Column for is the code for the warning/alarm. For a more detailed description of the code, please consult your Operating Instructions for the particular frequency converter. The last column is the warning in clear text. In case of a trip the frequency converter stores the reason for the trip in a fault log buffer. The log consist of three values; code, value and time. When MCT 10 Set-up Software reads the fault log it displays the PC's time and date at the time where the log was read.

NOTE

Since the frequency converters do not have a built-in real time clock, the actual time of when a fault occurs can only be estimated. This requires that the user knows exactly the total amount of time in which the frequency converter has been disconnected, between the time the fault occurred and the time the loggings were read.

12.2 Handling Alarms/Warnings in Project Files

Before alarms/warnings and the fault loggings are stored into the Project File, the user has to enable this function in MCT 10 Set-up Software. This is done under the main menu Options Updating Alarms and Warnings. By simply adding the checkmark, the MCT 10 Set-up Software now automatically reads the alarms, warnings and fault loggings at every read from/write to the frequency converter.



130BT548.10

Illustration 12.5

12.3 Handling the Alarms and Warning Loggings

12

Every time the MCT 10 Set-up Software reads from or writes data to a connected frequency converter the loggings are updated. Since the frequency converter has no real time clock built-in there is no way to evaluate if a fault has occurred only once or if it has occurred twice or more. Due to this behaviour in the frequency converter, MCT 10 Set-up Software consequently stores active alarms and warnings in the project file at each read/write command. These functions ensure that no alarm is lost, but can lead to a situation where one alarm has multiple entries in the log.

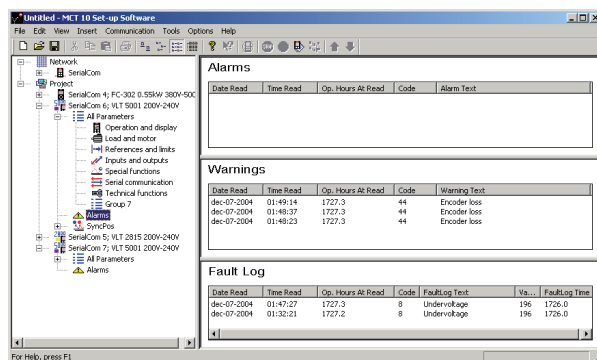
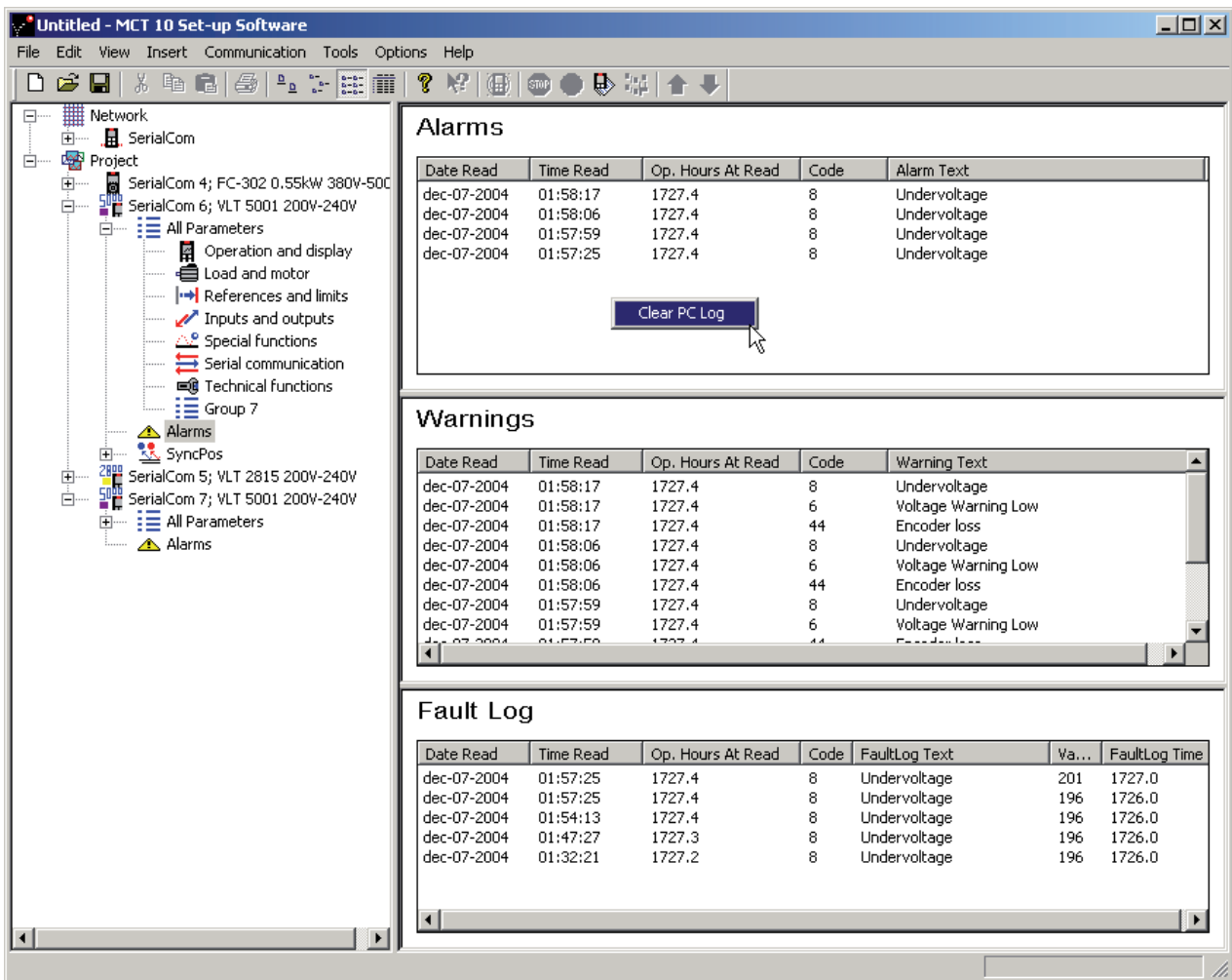


Illustration 12.6

MCT 10 Set-up Software stores space for more than 200 alarms and warnings for each frequency converter in the project. The loggings can be individual cleared. This is done by entering the loggings you wish to clear, and right-click with the mouse. Clearing the log only clears the PC log, the frequency converters onboard information is unaffected by this handling.



1308T675.10

Illustration 12.7

13 Smart Logic Controller Plug-in

From Version 2.13, MCT 10 Set-up Software supports the Smart Logic Controller Plug-in for the AutomationDrive series. This feature enables the user to do very quick set-up of logical sequence programs by means of a graphical user interface, instead of setting up each single parameter by hand.

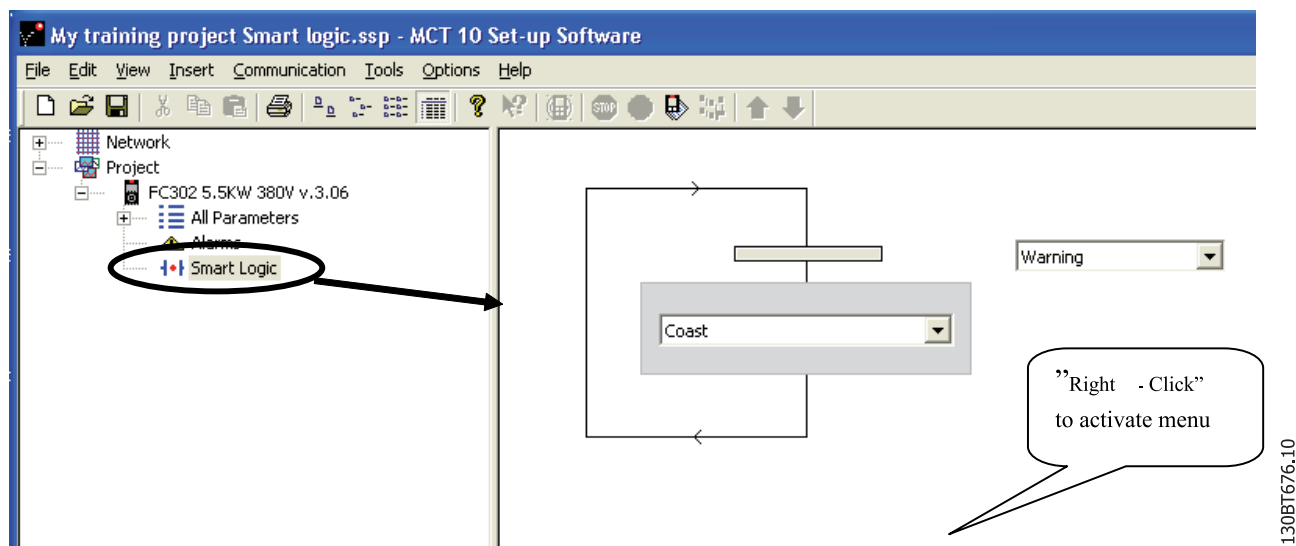


Illustration 13.1

130BT676.10

This plug-in is easy to use, and items can be added, just by performing a right-click in the sequence tree area. It is recommended to consult the AutomationDrive's Design guide to get a full overview of the Smart Logic Controller features.

One of the great advantages of the built-in Logic Condition Controller is its easy-to-use programmability. You can easily configure it without previous training and it enables a host of advanced functionalities.

The condition controller is a simple, but clever way to have your frequency converter, motor and application work together. The principle is this: The controller monitors a pre-determined event. When the specified event occurs, it performs a pre-determined act and starts monitoring the next predetermined event – and continues that way in up to twenty different steps until it returns to step one – monitoring the first specified event.


The logic controller is able to monitor any parameter that can be characterised as "true" or "false". This includes digital commands and also logic expressions, which allows sensor outputs to determine the operation. Temperature, pressure, flow, time, load, frequency, voltage and other parameters combined with the operators ">", "<", "=", "and" and "or" forms logic expressions that controls the

frequency converter logically in any application. That is why Danfoss calls it a "logic" controller.

- Makes the frequency converter act according to your specific application
- Standard feature
- Simple to programme
- Easy to correct
- Program via MCT 10 Set-up Software or LCP

13.1.1 Components Simple to Configure

- Comparators
- Logic rules
- Events
- Actions



130BT677.10

Illustration 13.2

14 Scope Function

14.1 Introduction

In many situations the use of viewing a parameter as a curve improves the way to diagnose and understand a system. Curves also provides the possibility to graphically evaluate if a system is unstable e.g. PID loops.

Faults detectable within a short time (e.g. over current) can be diagnosed by the use of the scope function and thus be a valuable feature to the user.

14.2 Channel Types

The scope function provides two different channel types to sample parameters:

- PC Polling Channel – the normal channel selected were the PC-SW itself request the parameters from the frequency converter. The Channel do not have any time limitation, the buffer size is user configurable and corresponds with the number of samples. Fast sampling with accurate sampling rate cannot be obtained because the Windows operating system does not support real-time extension.
- Drive Real Time Channel – the second channel type is only available in the FC 102, FC 202, and FC 300 series. This type of channel uses an internal 16kByte buffer located in the frequency converter. Preferable with requirements to high and precise sampling rates but limited in time due buffer size. It is required to set up a trigger event for the frequency converter to start filling up the buffer with samples.

14.3 Activating the Scope

The Scope is inserted similar like a new Drive, Softstarter, Active Filer, Folder or File Folder, using the Insert menu or by right clicking the mouse over the Project Folder, Drive Folder, a regular Folder or a Drive.

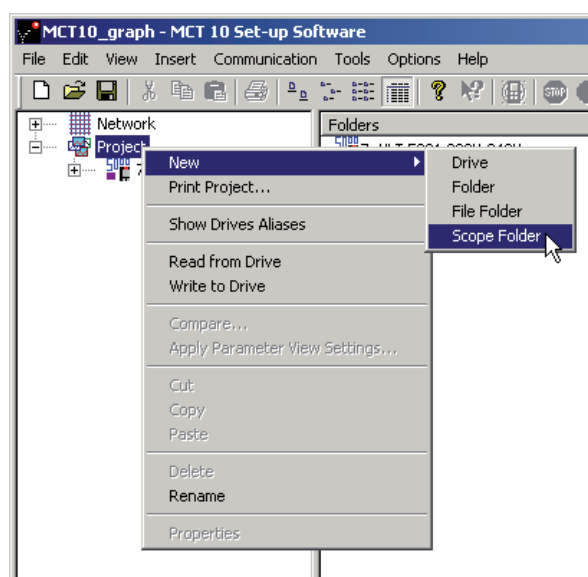


Illustration 14.1

The Scope folder can be inserted at any place under the Project, within a folder or under a Drive. There are no limitations related to the place were a scope is inserted. As soon as the Scope folder has been inserted it is being visualised with the icon.



Illustration 14.2

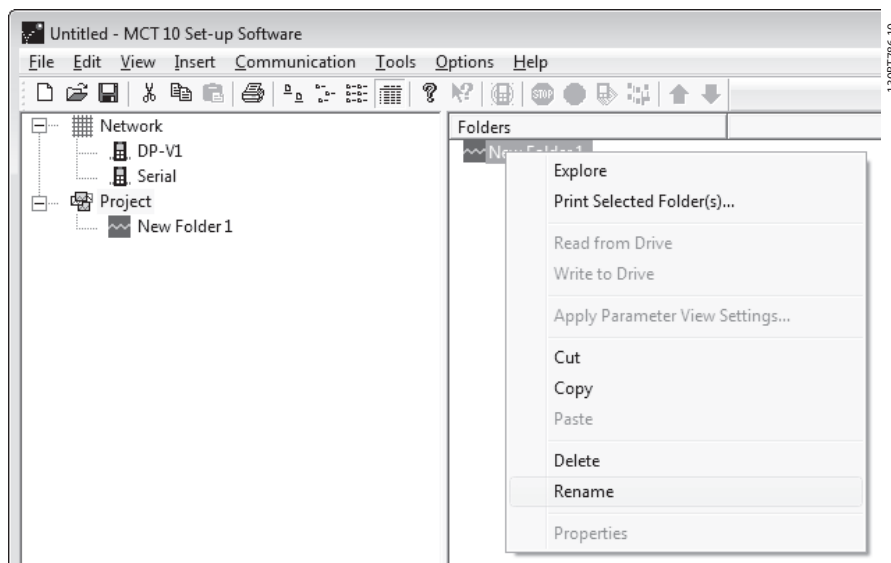


Illustration 14.3

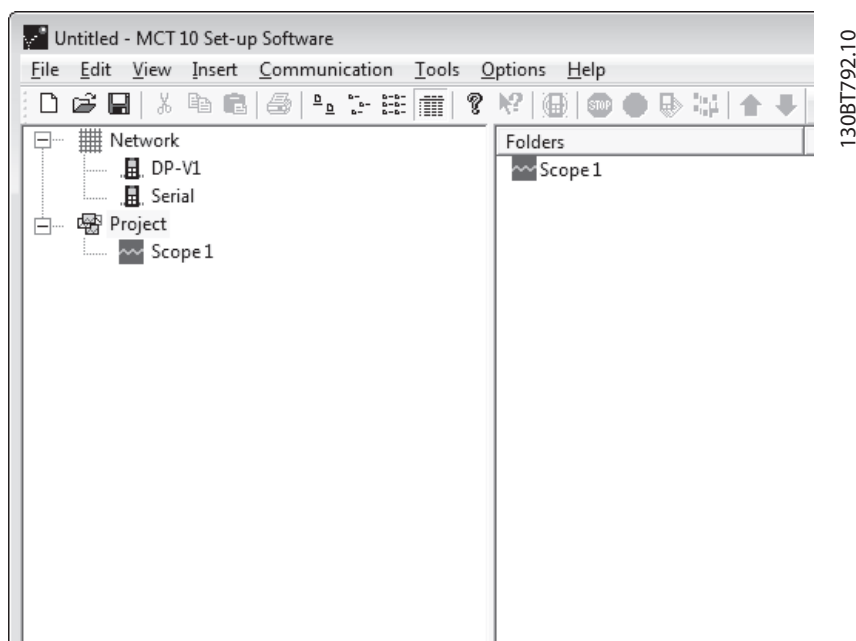


Illustration 14.4

The default name for the Scope folder can be renamed via the Edit menu or by right clicking on the icon and choose Rename.

The first time the user select the Scope folder, MCT 10 Set-up Software will pop-up the Add Channel dialog. From this dialog, the frequency converter to measure, can be selected among the ones available in the Network. Then depending on the frequency converter series the user must select the type of channel to collect samples from.

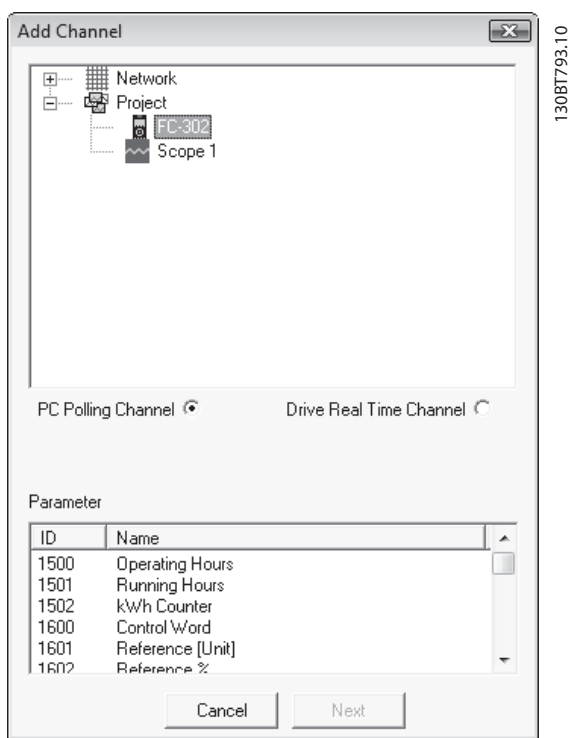


Illustration 14.5

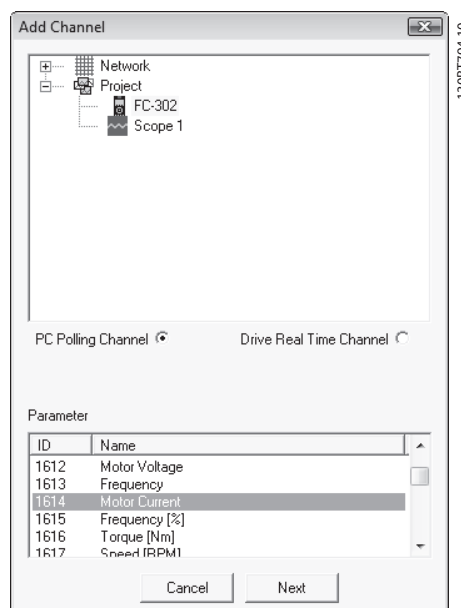


Illustration 14.7

Selecting one of the available parameters in the *Parameter* list activates the *Next* button which updates the *Add Channel* dialog to configure *A/div* (value/division). Setting a wrong value is not critical. MCT 10 Set-up Software stores the values, but they may not be shown within the visible area. The value can be adjusted later to fit the level inside the visible area without losing information.

14.3.1 Adding Text Notes

The user can insert additional text for later usage to each scope folder such as the type of frequency converter measured on, diagnostic help text, etc. Text notes are added by right clicking on the *Scope* folder and choosing *New → Text Note*. The default text can be changed by right clicking on the *Text note* and choosing *Rename*. Several *Text notes* can be added to the same *Scope* folder.

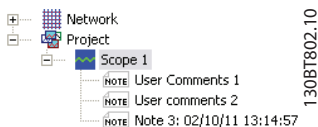


Illustration 14.6

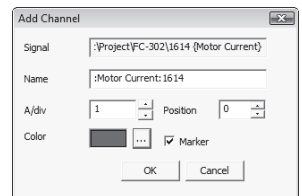


Illustration 14.8

The *Position* number is vertical Zero line (on the *Y Axis*). If there are several signals on top of each other, it is useful to have them plotted apart.

The *Marker* allows to differentiate the different curves in a black and white printout. Each curve gets a marker as box, triangle, cross etc.

Color sets the colour of the curve.

14.4 PC Polling Channel

The channel is supported by all Danfoss released frequency converters, Softstarter MCD500 and Active Filters. The radio button *PC Polling Channel* is default enabled when the frequency converter is selected within the *Network-* or *Project* folder. All parameters available in the list are visible by *ID* and *Name* and are automatically updated according to the product.

The selection done by now, gives the following graph window:

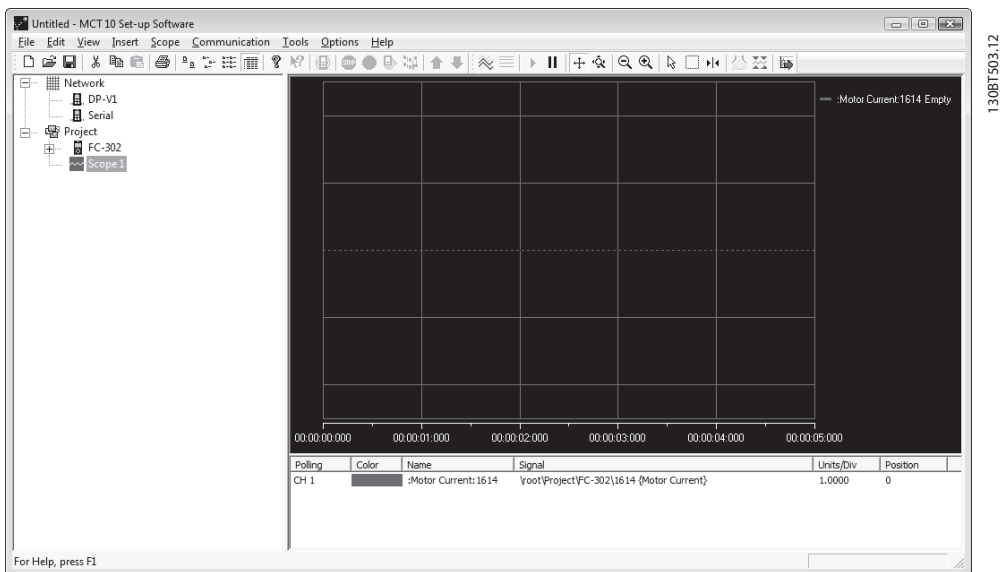


Illustration 14.9

If further is needed, the user can insert an additional channel by right-clicking the mouse cursor in the channel box:

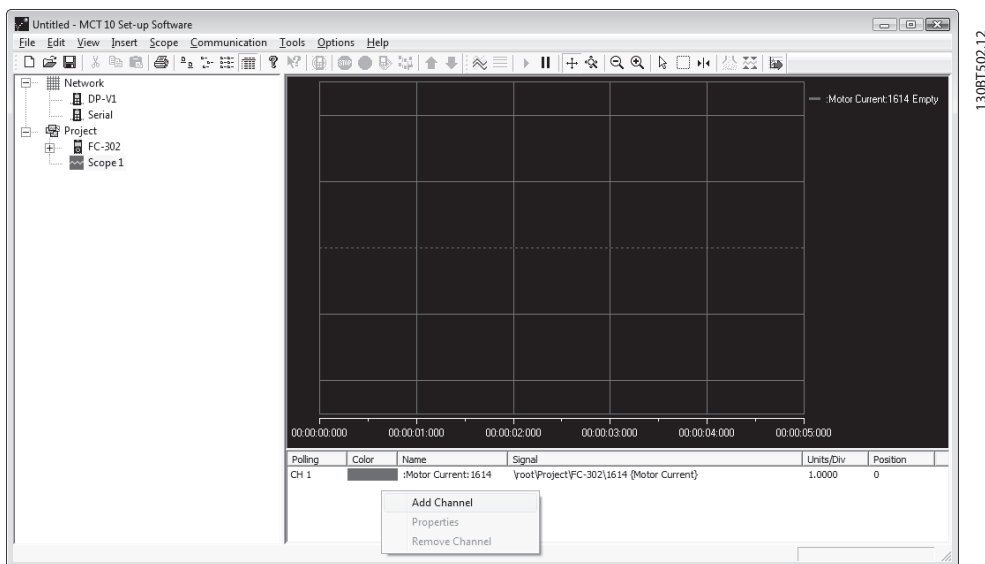
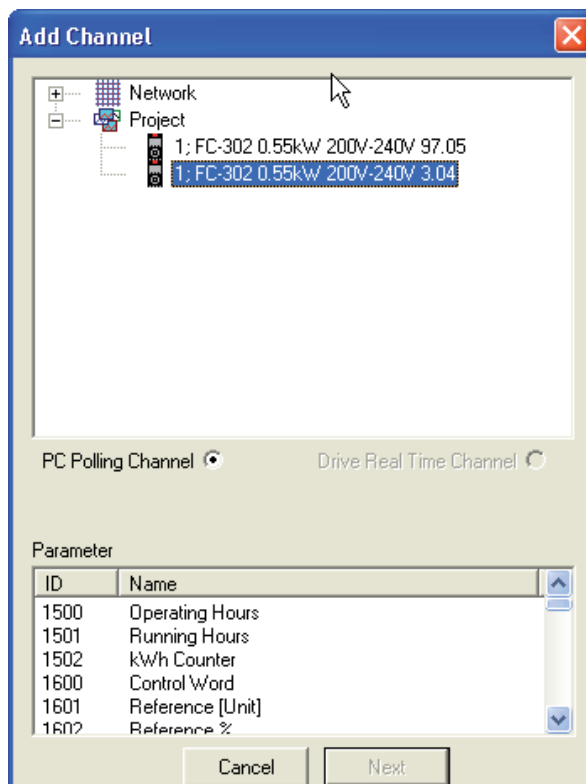


Illustration 14.10

This will open the Add Channel dialog again, following the same procedure like the previous channel insert.



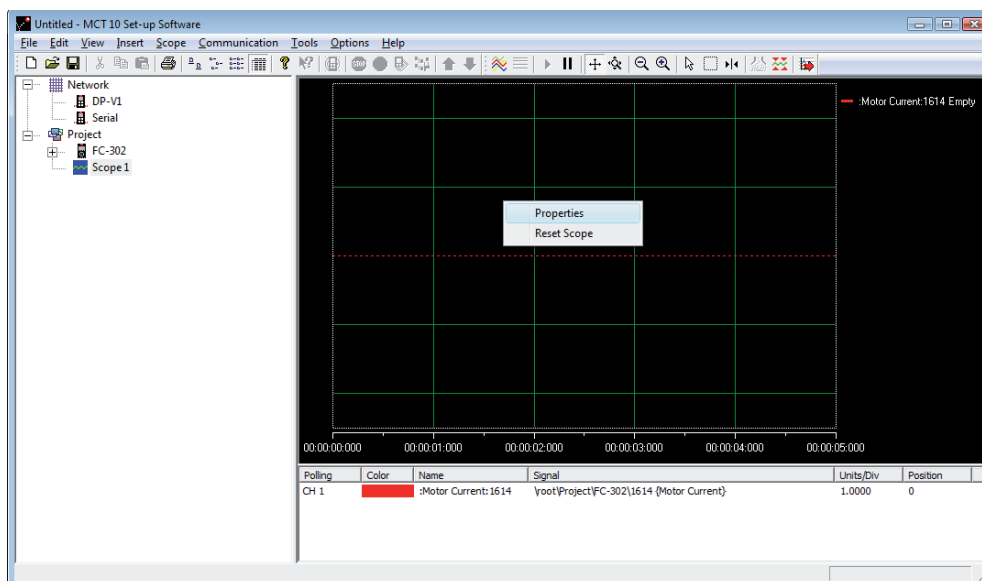
130BT681.10

Illustration 14.11

14.4.1 Additional Settings

The PC Polling Channel additional settings can be configured by right-clicking on the Scope window, and selecting Properties.

14



130BT776.10

Illustration 14.12

14.4.1.1 General

The *General* tab holds four basic settings for the Scope:

1. Seconds per division (SEC/DIV)
2. Time Format
3. Buffer Size in samples
4. Polling Rate in milliseconds

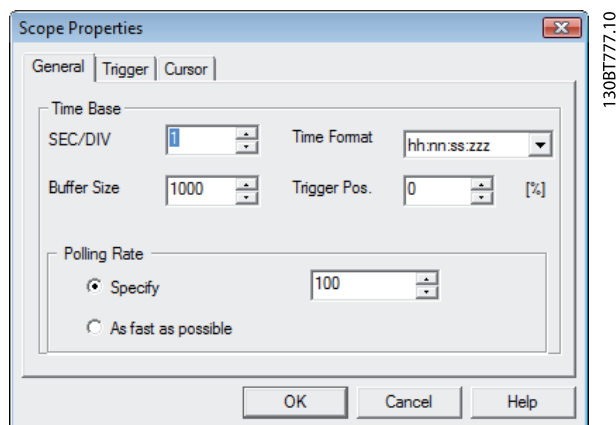


Illustration 14.13

The *SEC/DIV* sets the time base on the X-axis. The number can be set between 0.0001 sec and 1.000.000.000 sec.

Time Format can be set to contain year, month, date, hour, seconds and milliseconds in eight different formats.

The *Buffer Size* is the number of data sets in the buffer. The number can be set to a number between 0 and 1.000.000.

The last of the General setting for the Scope is the *Polling Rate*. Polling rate is the time in milliseconds between two samples. For systems with large inertia a low sampling (small time between the samples) rate may be used, since the value changes slowly. For systems with low inertia a high sampling rate is needed. Setting the *Polling Rate* to As fast as possible, lets MCT 10 Set-up Software without a fixed sample time between each sample. By doing so, MCT 10 Set-up Software does not control the actual time between each sample and this can lead to a high jitter between two samples.

14.4.1.2 Trigger

A trigger is a functionality that allows only starting the sampling of values when a certain value is reached. This will reduce the need for large buffer sizes. A trigger is also a valuable tool to see if values cross border where the frequency converter does not store any warnings.

Under the Trigger tab the *Source* for triggering, the *Level* for activating, *Mode* and *Slope* for the trigger can be set.

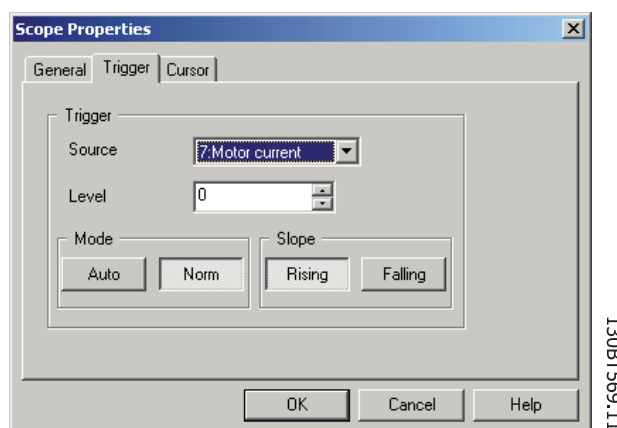


Illustration 14.14

The *Source* is selected out of the channels that are currently active.

The *Level* is the level for the source where the Trigger has to be activated.

For *Mode*, there are two different modes, Auto and Normal. With Auto the user will trigger the trigger automatically by pressing the Resume All button. This means that the trigger line will be set to the time when the user pressed the Resume button. Selecting Normal (Norm) the trigger is activated when the level and the slope settings are fulfilled.

The *Slope* sets if the value has to be rising (source value goes from low values to higher values) or the slope has to be falling (source value goes from high values to low values).

14.4.1.3 Cursor

The *Style* defines the functionality of the cursor. 5 different cursors can be selected measuring on either on the X-axis, Y-axis, both axes or delta values from the X-axis or Y-axis.

The style contains five different possibilities:

- Value XY - shows the time and value of each signal at the cursor location.
- Value X - shows the time alone.
- Value Y - shows the value alone.
- Delta X - shows two cursors, and the time between the two cursors are calculated.
- Delta Y - works like Delta X, but this time the difference between two levels is calculated.

Pointer Position defines the default position when a cursor is inserted in the Scope.

14.4.2 Reconfigure Channel

Often the same settings are used when measuring with the PC Polling Channel on more than one frequency converter. Those can be reused either by copying an existing Scope folder or by reusing an existing one.

The scope folder connection properties can be reconfigured for another frequency converter in the Network by double clicking an added channel. In the Reconfigure Channel dialog another frequency converter located on the same or a different fieldbus can be selected.

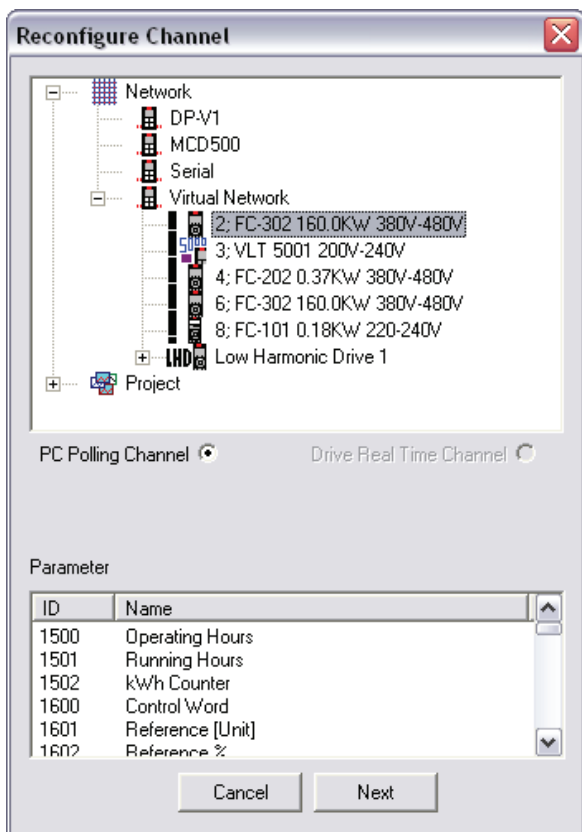


Illustration 14.15

14.5 Drive Real Time Channel

The *Drive Real Time Channel* radio button can be selected if the functionality is supported in the frequency converter selected in the Network. By selecting the frequency converter and Drive Real Time Channel, the scope properties dialog will be shown. In this dialog it is possible to set up a specific number of channels, depending on what the actual frequency converter supports.



Illustration 14.16

From the present example four channels can be configured in the selection lists under the Logging source column. All available parameters will be listed by parameter name.

In the logging interval column, the sample rate for each channel can be configured independently using the time format HH:MM:SS:zzz.

The mode how to collect samples is configured through the *Trigger Event*, *Logging Mode* and *Samples Before Trigger*. From the present example the trigger is setup to be in continuous mode, which will have the frequency converter to read data into its internal buffer continuously. *Samples before Trigger* can in this example be ignored.

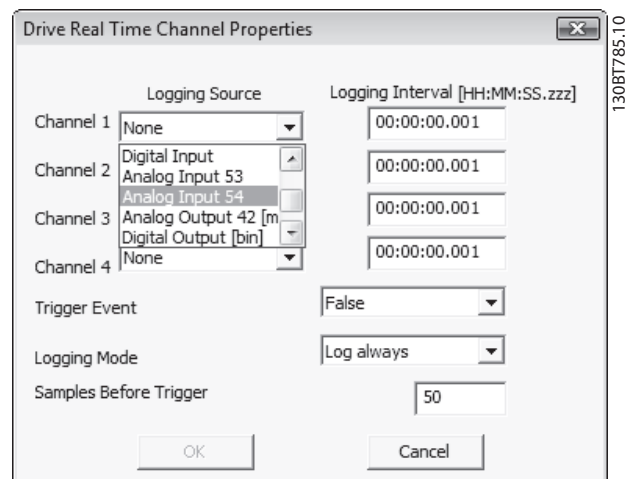


Illustration 14.17

The Real Time Channel Trigger Event utilizes the Event available from the Smart Logic Controller. The following example explains the set-up of a trigger, which triggers the

collection of data in the frequency converter when the motor speed exceeds a certain limit



Illustration 14.20

First it is required to set up a Comparator in the Smart Logic Control in order to be able to have a trigger signal when the motor speed exceeds a certain limit.

1. Select the Smart Logic group
2. Select a free available comparator not in use, 1310.0, and set it up to motor speed
3. Select Comparator operate 1311.0 to greater than >.
4. Select Comparator Value 1312.0 to the needed value.
5. Set up the trigger event in the Drive Real Time Channel Properties dialog to Comparator 0, and set the Logging mode to log once on trigger.

Press OK to enable the set-up.

ID	Name	Setup 1
1300	SL Controller Mode	Off
1301	Start Event	Start command
1302	Stop Event	Drive stopped
1303	Reset SLC	Do not reset SLC
1310.0	Comparator Operand	Motor speed
1310.1	Comparator Operand	DISABLED
1310.2	Comparator Operand	DISABLED
1310.3	Comparator Operand	DISABLED
1311.0	Comparator Operator	>
1311.1	Comparator Operator	(equal)
1311.2	Comparator Operator	(equal)
1311.3	Comparator Operator	(equal)
1312.0	Comparator Value	777.000
1312.1	Comparator Value	0.000
1312.2	Comparator Value	0.000
1312.3	Comparator Value	0.000

Illustration 14.18

Drive Real Time Channel Properties

Logging Source: Brake Energy /s, Logging Interval [HH:MM:SS.zzz]: 00:00:00.001

Channel 1: Brake Energy /s, Channel 2: None, Channel 3: None, Channel 4: None

Trigger Event: Comparator 0

Logging Mode: Log once on trigger

Samples Before Trigger: 25

Buttons: OK, Cancel

Illustration 14.19

Now MCT 10 logging can be started by pressing Start (resume) Poll which opens the dialog to define the Real Time log style.

Drive Real Time Channel Setup

Real Time log style

- Wait for trigger event or user input. MCT 10 will pop up a dialog that allows you to retrieve the Real Time log or wait for the trigger event to occur. Useful when monitoring a frequently occurring event.
- Just configure the Real Time log on the drive, do not wait for user input or trigger event. This allows you to set up logging on the drive, disconnect and return the day after and retrieve the log file. Useful for monitoring rarely occurring events.
- Get the Real Time log currently on the drive. This allows you to retrieve a previously set up log. Note however that not all settings can be correctly deduced from the log file, and that doing this may alter the current settings for this oscilloscope.

Button: OK

Illustration 14.21

14.5.1 Additional Settings

The Drive Real Time Channel additional settings can be configured by right-clicking on the Scope window, and selecting Properties.

Scope Properties

Drive Real Time Channel Properties | Appearance | Cursor

Logging Source: Brake Energy /s, Logging Interval [HH:MM:SS.zzz]: 00:00:00.001

Channel 1: Brake Energy /s, Channel 2: None, Channel 3: None, Channel 4: None

Trigger Event: Comparator 0

Logging Mode: Log once on trigger

Samples Before Trigger: 25

SEC/DIV: 1

Time Format: hh:nn:ss.zzz

Buttons: OK, Cancel, Help

Illustration 14.22

14.5.1.1 Drive Real Time Channel Properties

Besides being able to reconfigure the settings made from the Drive Real Time Channel Properties dialog, SEC/DIV and the Time Format is configurable.

The SEC/DIV and Time Format functionality is similar the one described for the PC Polling channel.

14.5.1.2 Appearance

Each channel name can be renamed adding the parameter ID as an example.

The *Units/Div, Position, Marker* and *Color* functionality is similar the one described for the PC Polling channel.

14.5.1.3 Cursor

The functionality is similar the one described for the PC Polling Channel.

14.5.2 Reconfigure Channel

Often the same settings are used when measuring with the PC Polling Channel on more than one frequency converter. Those can be reused either by copying an existing Scope folder or by reusing an existing one.

The scope folder connection properties can be reconfigured for another frequency converter in the Network by double clicking an added channel. In the Reconfigure Channel dialog another frequency converter located on the same or a different fieldbus can be selected.

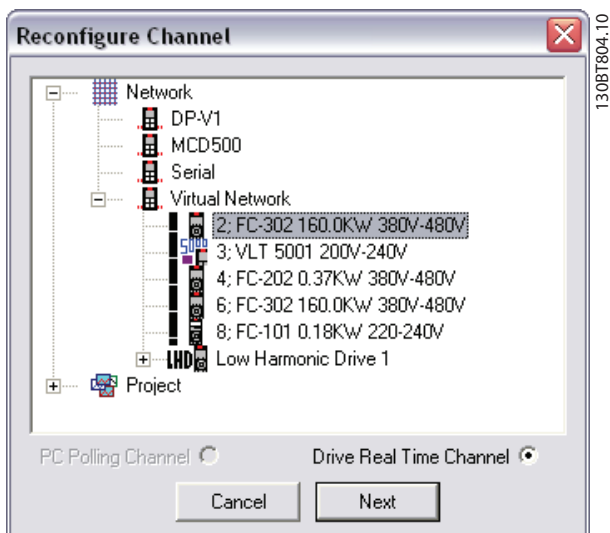


Illustration 14.23

14.6 Communication Control

The toolbar of the Scope has four main buttons to control the communication.

Start (Data Acquisition):

By pressing this button MCT 10 Set-up Software Scope will start collecting the requested data from the drive Network.



Illustration 14.24

Stop (Data Acquisition):

MCT 10 Set-up Software will stop collecting data and no communication to the drive network while the Scope part is active on the screen.



Illustration 14.25

Start (resume) all tracking:

Activates the tracking mechanism. MCT 10 Set-up Software starts the readout of variables to the screen and to the buffer. Variables are checked up against the trigger settings. If the buffer has been partially filled (use of the Pause All Tracking button), MCT 10 Set-up Software will continue to fill data into the buffer.



Illustration 14.26



Illustration 14.27

Pause All Tracking:

Deactivates the tracking. Buffer remains at its current state, no new data are displayed. The buffer-pointer keeps its current position.

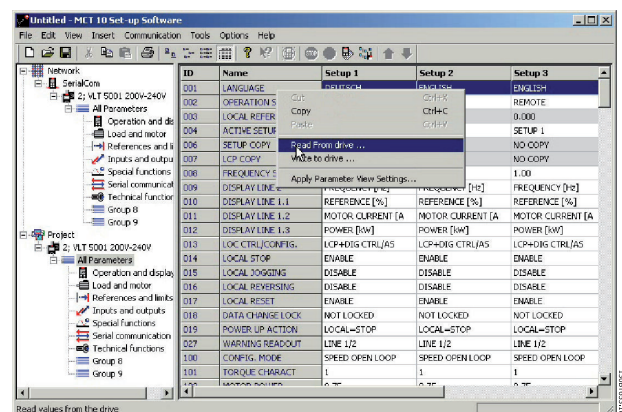


Illustration 14.28

14.7 Additional Functionality

Knowing the first four buttons in the scope menu bar allows the user to generate one or several curves. By selecting the Resume Poll button, MCT 10 Set-up Software starts tracing. To stop the tracing press the Stop Poll button or Pause All Tracking. It will continue until the buffer is filled (default 1000 samples). If the tracing stops due to a filled buffer, the buffer has to be emptied before a new trace can be activated. To clear the buffer and to reset the Scope, the following two buttons are defined:

Clear all buffer for the channel:



Illustration 14.29

By selecting the trace with: The buffer for this channel can be individually emptied

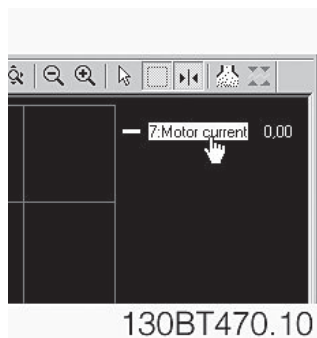


Illustration 14.30

Reset Scope

The reset Scope works in the same way in that it clears all buffers for the channel. The difference is that it clears all buffers at once. This is more convenient if many channels are activated at the same time, or if a new channel is added to an existing track. Before new values can be added to a track all channel buffers must be emptied, since MCT 10 Set-up Software requires that all buffers have the same amount of data.



Illustration 14.31

Export to Excel

The export to Excel enables the user to have the scope data stored in a file which Microsoft Excel can open. A save file dialog will appear, so the user can store the file in an appropriate location.



Illustration 14.32

Zoom

The zoom functions allows the user to zoom in or out on all axes or to zoom in within a box. Last one works using the mouse left bottom to mark the start position, hold left bottom in and drag down and release to bottom at the appropriate position.



Illustration 14.33



Illustration 14.34

Cursor

Used to add in one or two cursors to point out the actual values on the curve(s) depending on the Properties configuration.



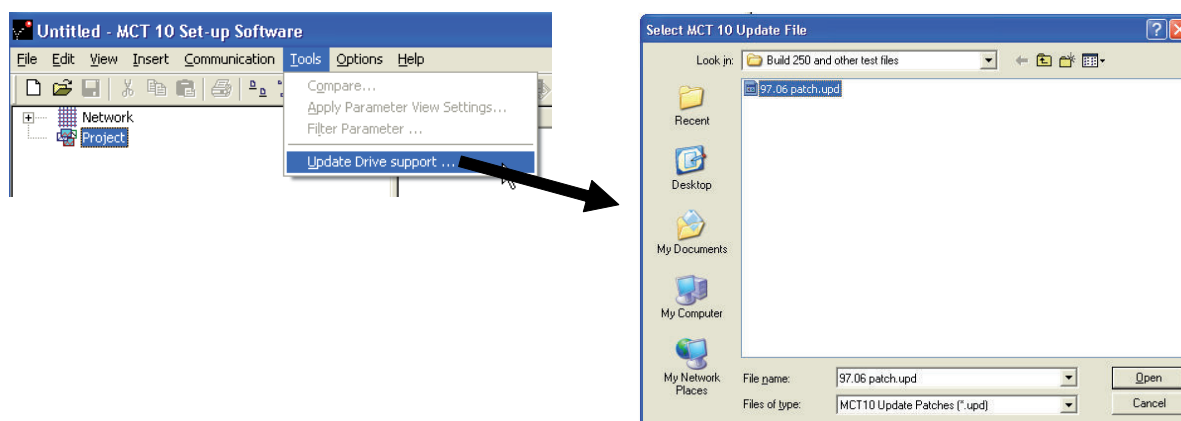
Illustration 14.35

15 Update Drives Firmware Support in MCT 10 Set-up Software

MCT 10 Set-up Software can be updated, regarding what firmware versions of frequency converters are supported.

The updates must manually be downloaded from the Danfoss web-site <http://www.vlt-software.com> for storage

on local disk drive. It is also possible to find video training material on this site for operating MCT 10 Set-up Software.



130B1572.11

Illustration 15.1

The update files can be installed without the user having administrator rights in Microsoft operating systems, which has been a major disadvantage for standard users which were not allowed to install software on their computers (laptops).

15.1 Background Details

MCT 10 Set-up Software project files are in principle having the same features as Microsoft Office Word. Newer versions of MCT 10 Set-up Software can open legacy version project files.

The example in the illustration below visualises a version 2.00 of MCT 10 Set-up Software supporting offline the firmware version 2.01 of FC 302. This file can be used by the newer version 2.02 of MCT 10 Set-up Software. However, if a project file from the newer version 2.02 of MCT 10 Set-up Software containing firmware version 2.51 of FC 302 cannot be opened or used offline by the legacy version 2.00 of MCT 10 Set-up Software, since the firmware is unknown.

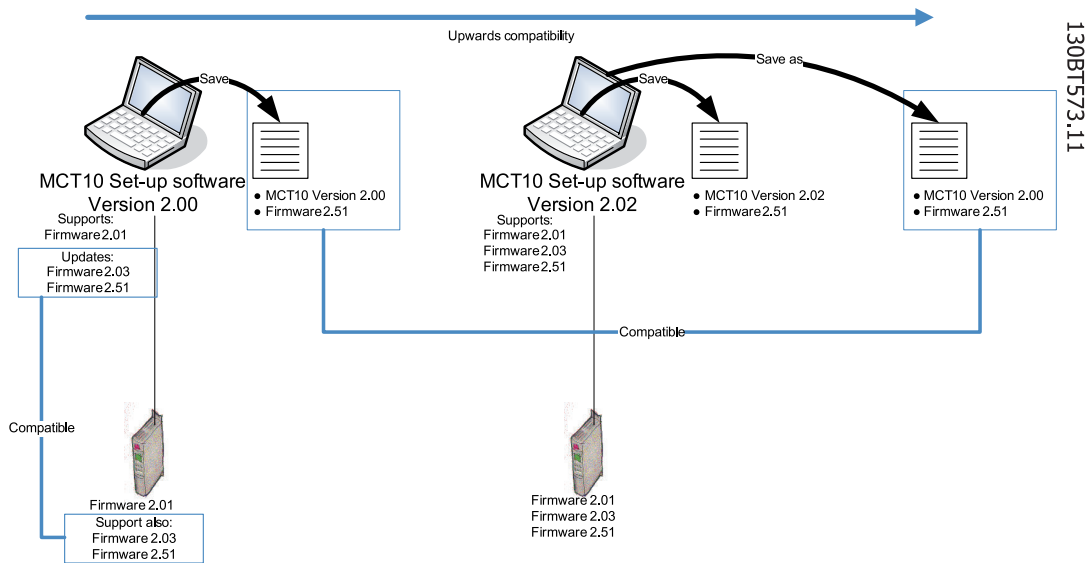


Illustration 15.2

When MCT 10 Set-up Software has been updated, project files saved as with newer version firmware can be opened and used. This scenario is shown in the below example.

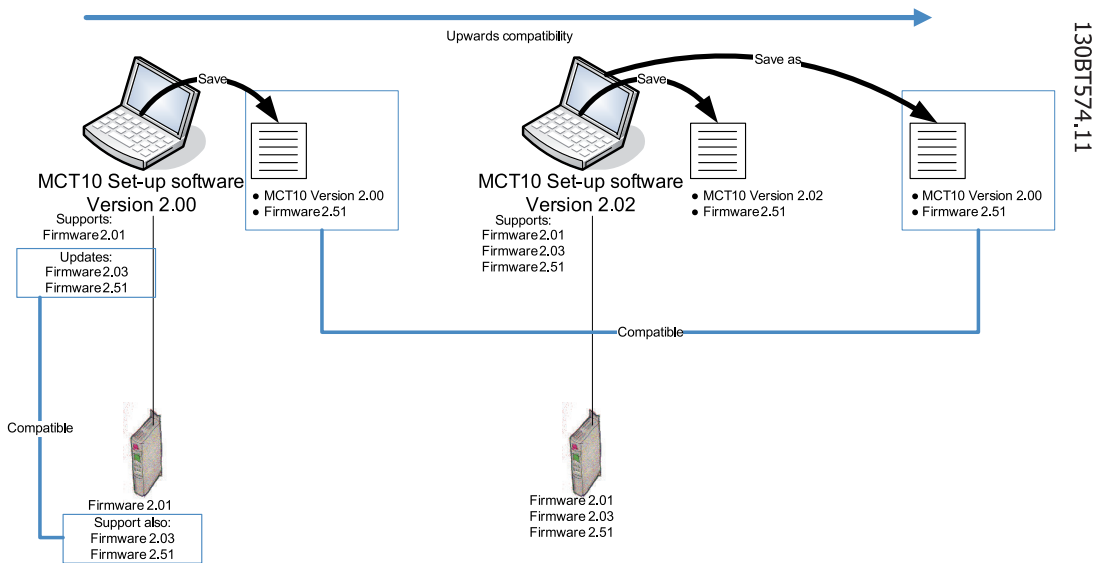


Illustration 15.3

To establish connectivity to a FC-202 with firmware version 1.10, it is required to modify the MCT 10 Set-up Software drive database mapping to firmware version 1.05 as reference.

- Start the MS Explore and open the path "C:\Program Files\Common Files\Danfoss Drives\SharedSource\"
- Open the text file "ss_version_mapping.txt" in Notepad by right clicking on the file and choose Edit.
- Change "Series="FC-202",AOC="01.10",Database="01.10" to Series="FC-202",AOC="01.10",Database="01.03"
- Save and close the file

15.2 How to Find Out if MCT 10 Set-up Software Has Been Updated

Finally MCT 10 Set-up Software can be checked in the About box, regarding what updates the user has installed.

Also when contacting the hot-line support, system information can be copied directly to the Windows Clipboard.

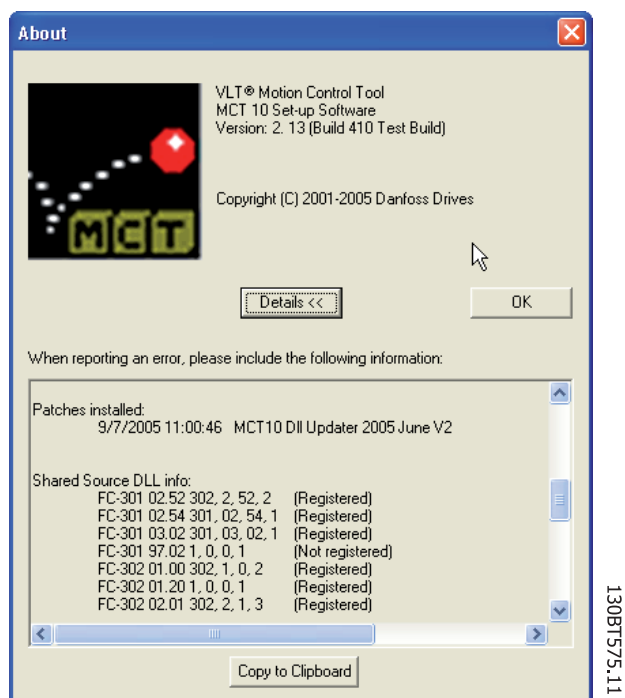


Illustration 15.4

16 DP-V1 Connection and PG/PC Interface

The MCT 10 Set-up Software Profibus DP-V1 fieldbus plugin utilizes the Siemens SoftNet driver available from Step7, or alternatively Simatic NET, to establish connectivity via the supported Master Class 2 cards like e.g. CP5511 or CP5512. Be aware not to install the STEP7 Lite version since it is not supporting the SoftNet driver!

Please make sure to use a certified Profibus DP-V1 cable and correct termination of the MCA101 Profibus option.

The following guide explains how to setup the PG/PC Interface from default configuration in order to open the Profibus connection from MCT 10 Set-up Software.

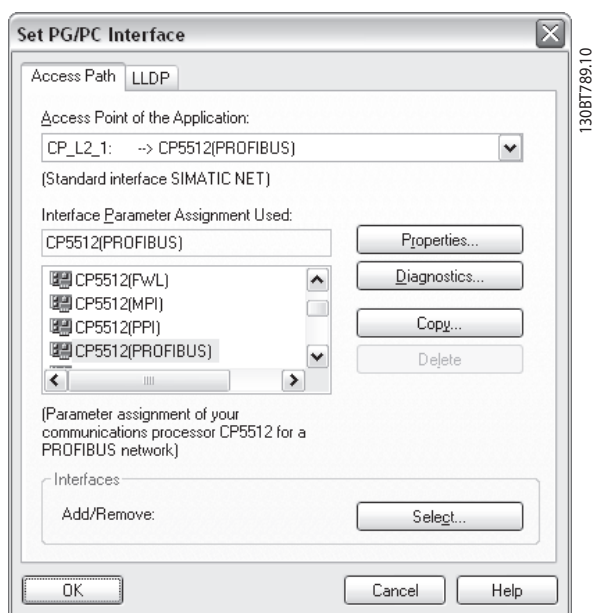


Illustration 16.1

Configure the *Access Point of the Application* to CP_L2_1 pointing to the Master Class 2 card used.

Set the *Interface Parameter Assignment Used* corresponding to the Master Class 2 card used.

Press the button "Properties" to configure the Station- and Network Parameters.

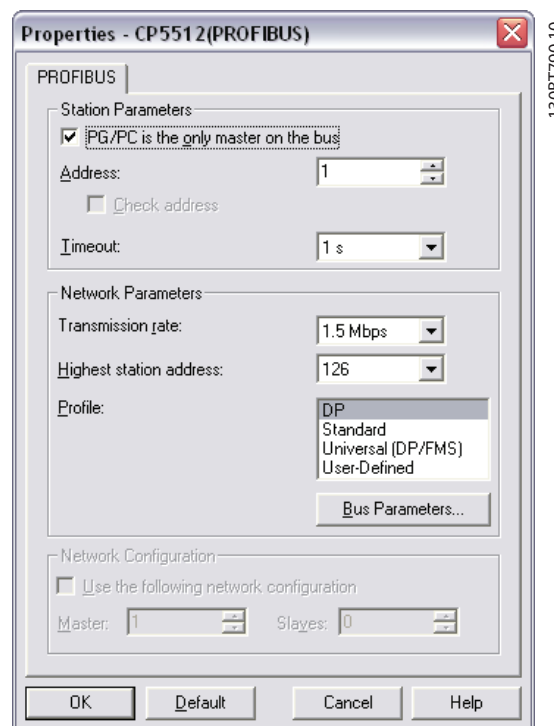


Illustration 16.2

Station Parameters

The checkbox *PG/PC is the only master on the bus* should only be set active if no PLC is active on the bus. Use the Diagnostics described later to choose a valid Profibus address.

Network Parameters

Set the *Transmission rate* to the same baud rate as the PLC if it is active.

Use *DP* as Profile and press OK to close the Properties dialog.

From the Set PG/PC Interface dialog press the button "Diagnostics" to verify the Network- and Bus communication.

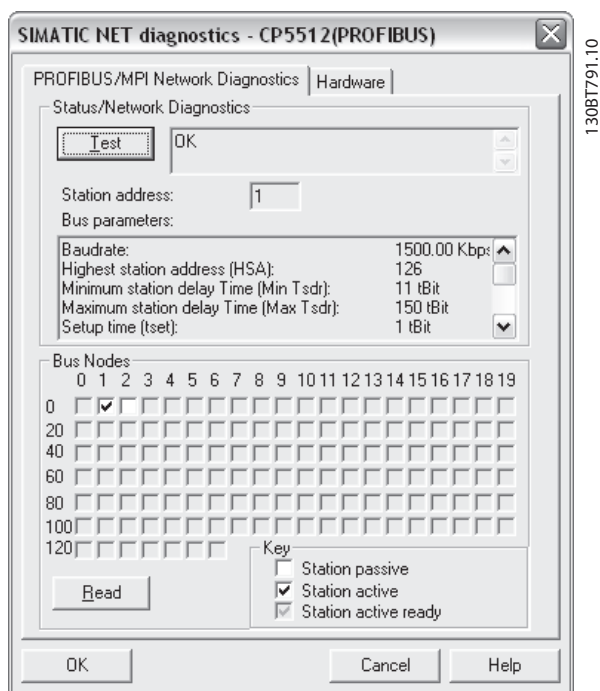


Illustration 16.3

Press the button named “Test” to verify the Access path and Network configuration. If a sharing violation is detected, the Test will output an error message. When the Test outputs successfully press the “Read” button to Identify the active Profibus Nodes available on the network. Make sure the address defined for the PG/PC interface is not violating with an active node. From this example it finds a Slave on address 2.

Close the PG/PC interface and start MCT 10 Set-up Software. Right click on a Profibus and choose “Scan for active drives”. MCT 10 Set-up Software should identify the same node IDs except the PLC if such one is available.

17 FC 102 and FC 202 Series Functions

17.1 New Features

In MCT 10 Set-up Software there is added special support for some new features in the FC 10x series of frequency converters. The following section describes how to access and set these new features.

NOTE

Consult the FC 102 Design Guide for detailed functionality of the frequency converters.

17.1.1 Clock Features

MCT 10 Set-up Software supports the clock features in FC 102, by means of intuitive dialogs, enabling the user to set-up the clock features

The Clock Features are grouped in two sub-levels:

1. Date and Time
2. Working days

17.1.2 Date and Time

In the Date and Time dialog, the user can see three groups of settings:

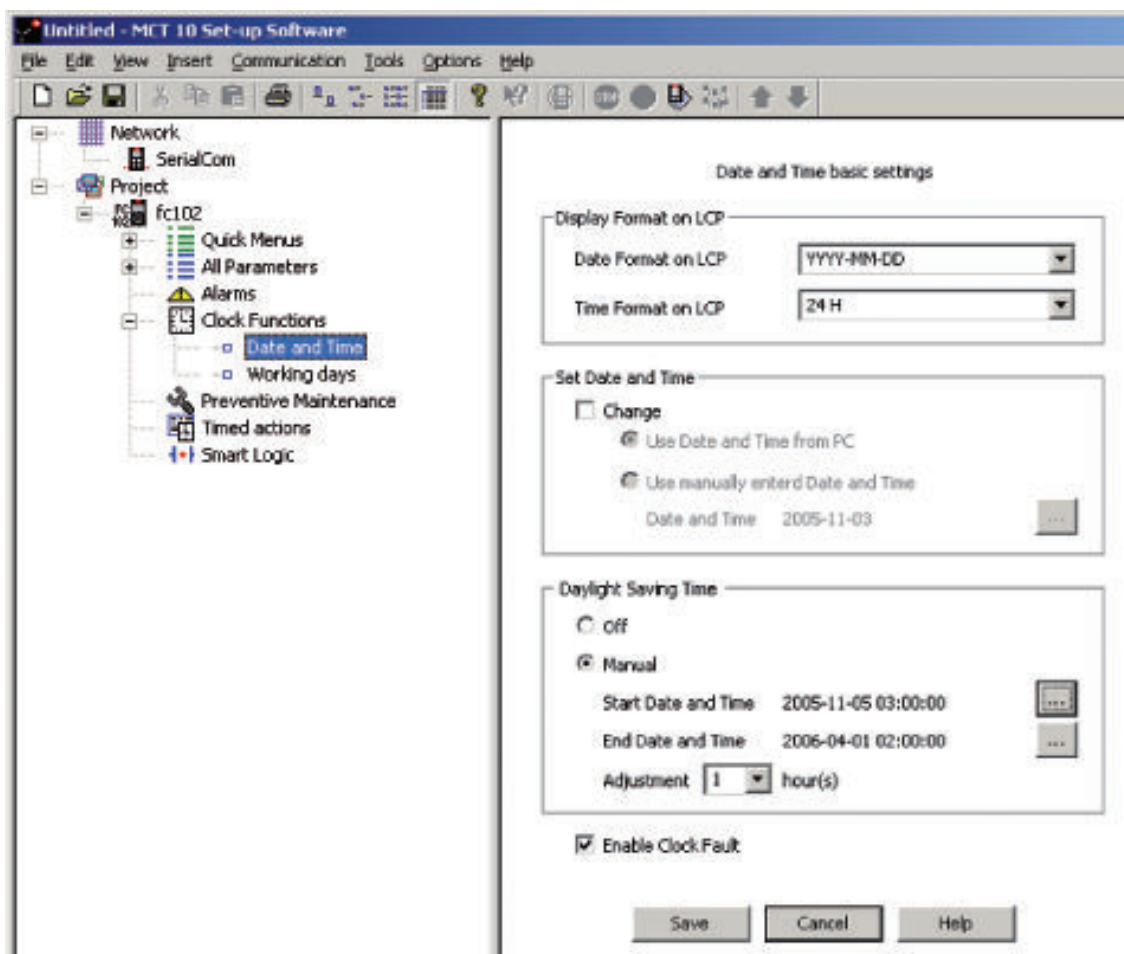


Illustration 17.1

130BT706.10

17

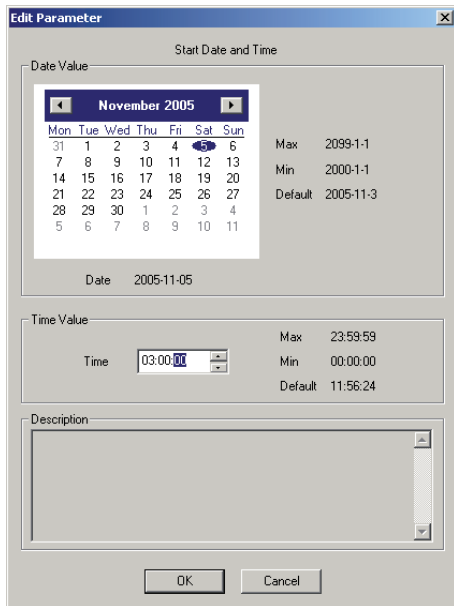
Display format on LCP

In this group the user can select how to get date and time presented on the local control panel on the FC 102. In MCT 10 Set-up Software parameters Date and Time format depends on PC Regional Options (Date and Time format).

Set Date and Time

In this group the user can actively select to change the date and time in the FC 102 from the PC. Normally it should be set to use the local PC's date and time, connected. When the connected PC's time is in another time zone, then it can be beneficial to set the date and time manually. Date and time will be changed in MCT 10 Set-up Software project file or in drive only when "Change" check box is checked.

Setting the date and time manually, this dialog appears.



130BT707.10

Illustration 17.2

Daylight Saving Time

In this group the user can set the date and time for daylight saving.

Daylight Saving Time begins for most of the United States at 2:00 a.m. on the first Sunday of April. Time reverts to standard time at 2:00 a.m. on the last Sunday of October. In the U.S., each time zone switches at a different time. In the European Union, Summer Time begins and ends at 1:00 a.m. Universal Time (Greenwich Mean Time). It begins the last Sunday in March and ends the last Sunday in October. In the EU, all time zones change at the same moment.

Enable Clock Fault

If the clock is not set up, the frequency converter shows a specific warning. (Also MCT 10 Set-up Software shows warning in Warnings folder). If the user does not want to set up clock or can not set up clock then he probably also does not want to see this warning all the time. For that case is the parameter Clock Fault. If Clock fault is enabled, the user can see this specific warning and if clock fault is disabled then user can not see the warning.

Enable Clock Fault is checked - frequency converter is showing warning.

Enable Clock Fault is unchecked - frequency converter is not showing warning.

17.1.3 Working Days

In the Working days dialog, the user can easily define the working days for time based actions.

Start of the week can be Monday or Sunday. The visual Calendar will change.

Only 5 additional working days (dates) are allowed.

Only 15 additional non-working days (dates) are allowed.

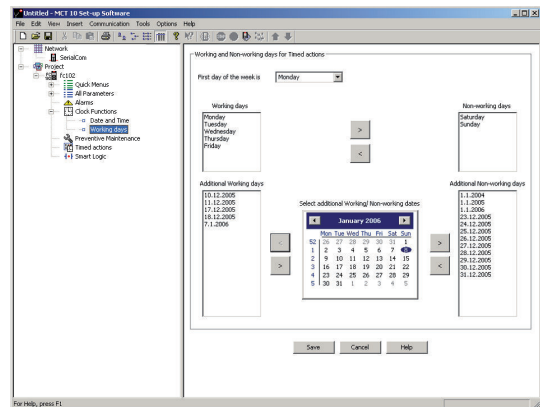


Illustration 17.3

Please notice Additional working dates and non-working dates have year and must be updated every year.

17.2 Preventive Maintenance

The intension of the "preventive maintenance" feature is to provide the user's with the capability to plan periodic maintenance of both the frequency converter and other technical equipment within the same plant. Preventive maintenance should be seen as time based scheduling of periodic checks that manually should be done.

In the right view grid, it is possible by means of double clicking in the cells to activate dialogs to enter application item, action and how the interval must be defined.

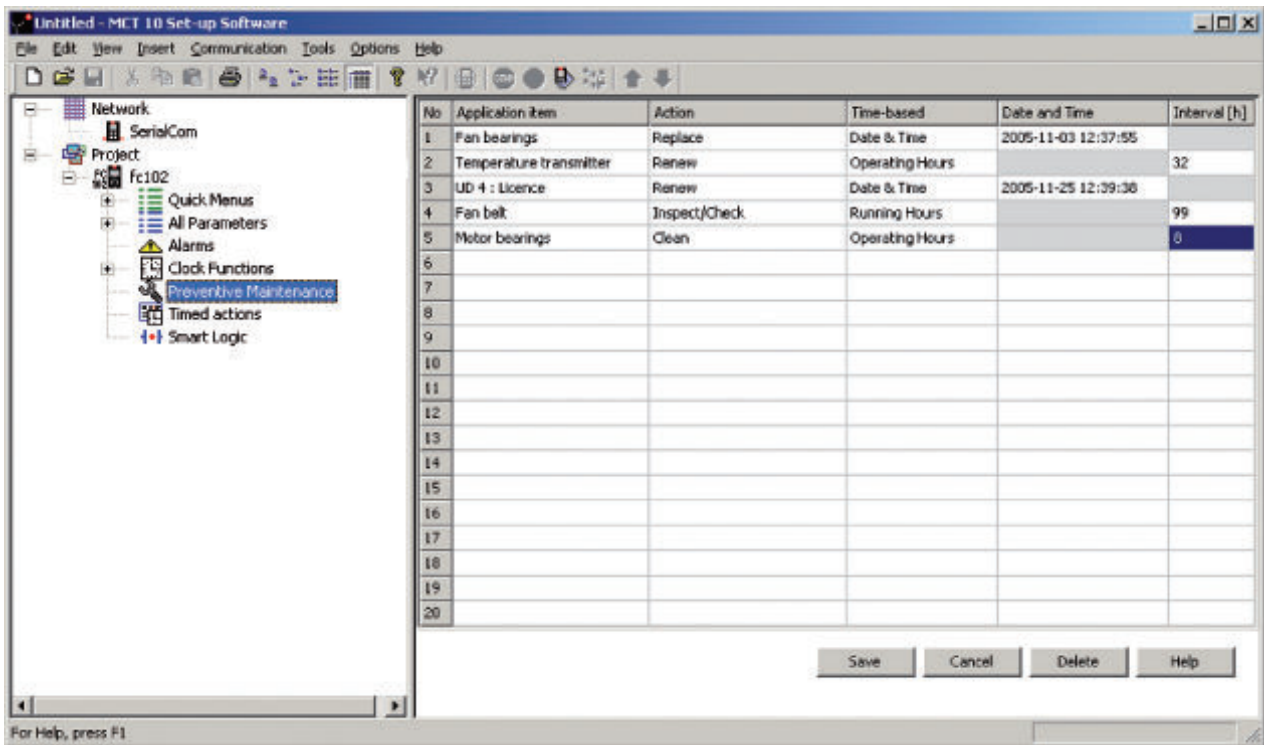


Illustration 17.4

The clock parameters (parameters in the Clock Functions folder) must be correctly programmed for Preventive Maintenance to function correctly.

If Preventive Maintenance item Date and Time is passed then the line is marked as red.

Before writing new Preventive items to FC 102 do not forgot to reset Maintenance Word (par 23-15).

17.3 Times Actions

MCT 10 Set-up Software can by means of an intuitive user interface, easily setup the possible "time based actions" supported in the FC 102.

The purpose of "Time-based Actions" is to automate the frequency converter by giving the user the possibility to define real-time controlled events. The basic idea is to

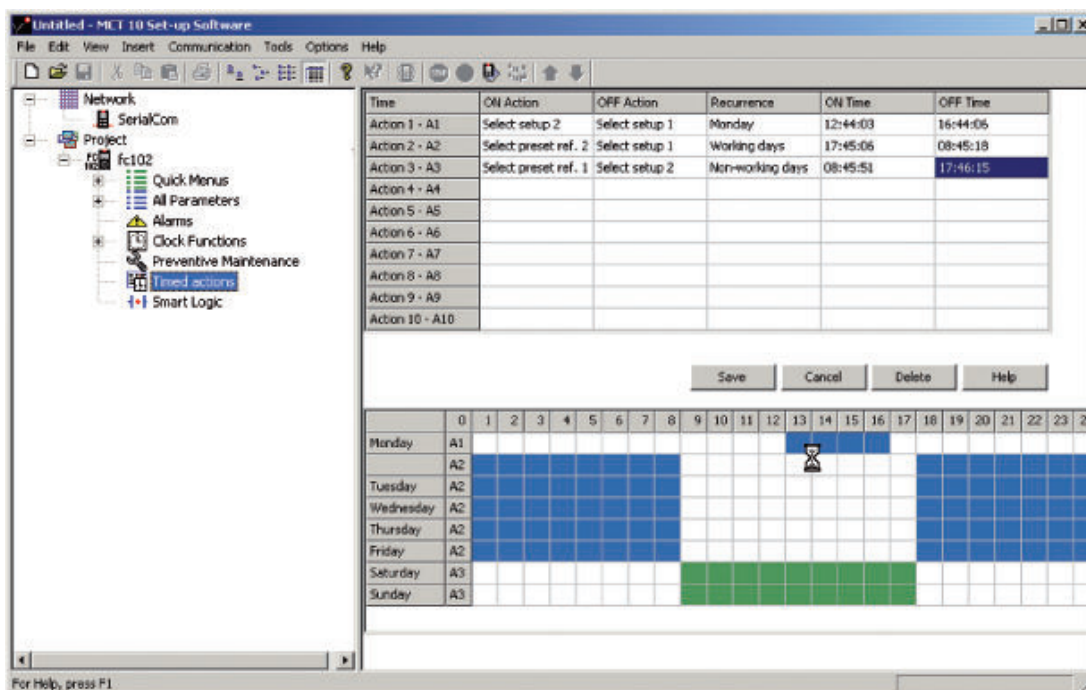
have a possibility to define time of day and which day(s) of the week, when the frequency converter automatically must perform a selected action.

In this way the user doesn't have to execute the actions defined manually, instead the frequency converter automatically does the job on the days needed.

The programmed actions will be repeated on a weekly basis. Additional working days and additional non-working days can be programmed.

The clock parameters (parameters in the Clock Functions folder) must be correctly programmed for Timed Actions to function correctly.

Actions, which can be programmed, are the same as known from the SLC (Smart Logic Controller).



130BT710.10

Illustration 17.5

By double clicking in the cells the dialogs are activated and the required data can then easily be entered.

17.4 Cascade Controller

The cascade controller is usable in pump applications where multiple motors are used to control a common flow, level or pressure. By varying the speed of the motors, variable speed control is provided for the system. This maintains constant pressure while eliminating pressure surges, resulting in reduced system stress and quieter operation.

There are 3 versions of cascade controllers available in the frequency converter:

- Basic Cascade Controller is delivered as a part of the native software in the FC 102 and FC 202. It can control speed of one device connected to the

frequency converter output and on/off control devices by means of using the two relays on the Power Card.

- Extended Cascade Controller allows more devices to be applied to the control circuitry and offers additional cascade principles. It is available only in the FC 202 utilizing the MCO 101 option card.
- Advanced Cascade Controller offers the cascade principles similar to Extended Cascade, but allows additional devices to be applied to the control circuitry. It is available only in the FC 202 by utilizing the MCO 102 option card.

The add-on option cards MCO 101 and MCO 102 can be used to extend the number of pumps to be controlled by the Basic cascade controller parameter group 25-**. More likely, MCO 101/MCO 102 is using the extended/advanced cascade controller available in parameter group 27-**.

Function	Cascade Controller		
	Basic	Extended	Advanced
Available relays, Power Card	2	2	2
Number of relays on option card	-	3	8+3 ¹
Number of relays controlled by cascade controller	2	5	8
Basic functionality (all features, except the cells below left empty)	yes	yes	yes
Master-slave		yes	yes
Alternating lead pump with one relay per pump	yes (2)	yes (5) ²	
Alternating lead pump with two relays per pump		yes (2)	yes (6) ³
Alternating lead pump at staging or an internal ⁴ /external signal	yes	yes	yes
Control of unequal sized pumps		yes	yes
Operation hours counter for relays	yes	yes	yes
Operation hours counter for pumps	yes	yes	yes

Table 17.1

¹By using the MCB 105 relay card.

²By using Basic Cascade parameter group 25-**, just extend the number of relays.

³Using 1 relays on control card + 8 on MCO 102 + 2 on MCB 105.

⁴Ex. Time of day etc.

Extended mode. Basic mode supports the Basic cascade controller, were Extended mode supports the Extended/Advanced cascade option MCO 101/MCO 102.

The MCT 10 Cascade Controller custom view is divided into four tabs equivalent in both cascade modes:

The cascade controller can be configured in MCT 10 from the plugin named Cascade Controller, supporting Basic and

- Preconditions
- Setup
- System Optimizing
- Service

Changes can be applied to one Setup with the *Save* button to the offline project or directly to the online frequency converter. The *Cancel* button restores all the unsaved settings.

additional fixed speed motors on and off. Staging motors on or off is done cyclically in accordance with the relay on time. This function assures equal use over time and eliminates concern about starting a seldom-used motor. Two basic cascade modes are available.

17.4.1 Basic Cascade Controller

Allows the frequency converter to control up to 3 equal size pumps, by varying the speed of the initial motor, in response to system feedback signals, while staging

Function	Basic Cascade Mode	
	Motor alternation ¹	Basic Cascade
Number of relays controlled by cascade controller	2	2
Alternating lead pump with one relay per pump	-	yes(2)
Fixed lead pump	-	yes(2)
Alternating lead pump with two relays per pump	yes	yes
Alternating lead pump at staging or an internal/external signal	yes	yes

Table 17.2

¹Motor Alternation is only available in the FC 202.

NOTE

Basic Cascade Controller is configurable only from the parameter group 25-**.

17.4.2 Preconditions

The preconditions tab contains the general setup required for the cascade controller to operate in an application. It can also be used in general to setup the closed loop for other applications without the need for the cascade control. In the view the user can configure:

- General Configuration
- Setpoint and Feedback
- Digital Input

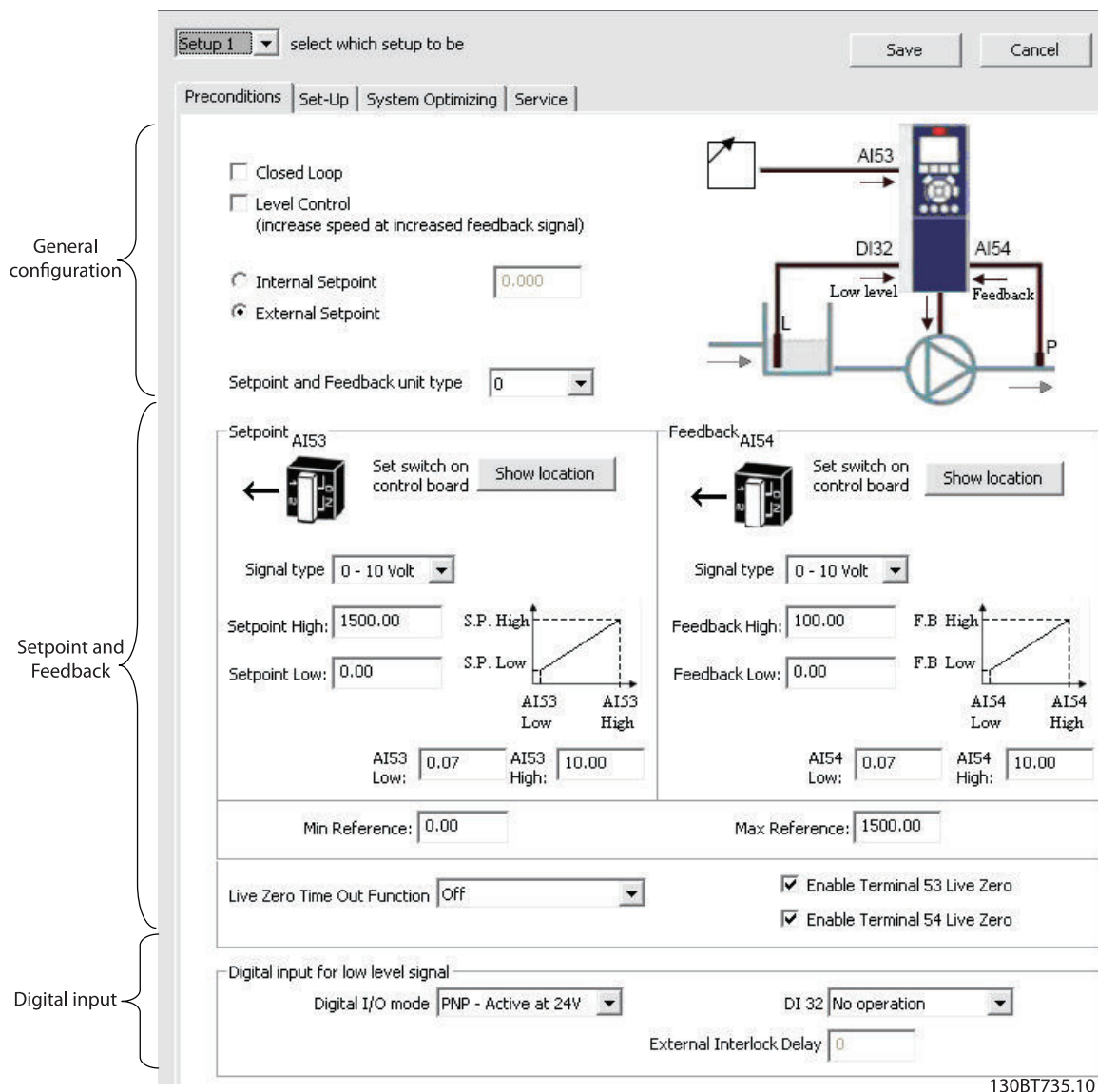


Illustration 17.6

130BT735.10

17.4.3 General Configuration

17

Closed Loop is the configuration mode of the frequency converter. Disabling the checkbox, *1-00 Configuration Mode* is set to *[0] Speed open loop*. Enabling the checkbox, the parameter will be set to *[1] Closed loop*.

Level Control configure the inverse mode of the PID controller. Causes the frequency converter output

frequency to increase, when the feedback is greater than the setpoint reference. If the checkbox is disabled, the PID is configured to normal control. Digital I/O mode and DI32 is enabled.

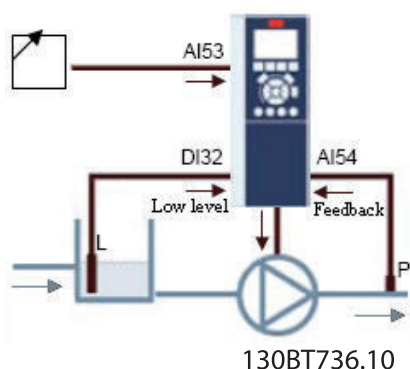


Illustration 17.7

Enabling the checkbox, the PID is configured to Inverse control and digital I/O mode and DI32 is disabled. The frequency converter graphic is updated to reflect the general configuration.

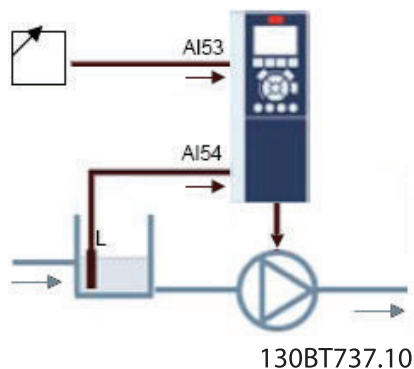


Illustration 17.8

The Setpoint is used in closed loop as the reference to compare the feedback values. It can be offset with the digital, analogue or bus references. Enabling the Internal Setpoint, the user will be able to enter a numerical value for the reference source. If the External Setpoint is selected, the reference source is set to AI53. The internal setpoint settings remains in the field allowing the user to switch between a preset- or an external setpoint.

Setpoint and feedback unit type configures the pressure unit for the closed loop setpoint and feedback. The pressure unit can be defined in:

- %
- mbar
- bar
- Pa
- kPa
- m WG
- psi
- lb/in2
- in WG
- ft WG

Parameter ID	Parameter Name
1-00	Configuration Mode
20-81	PID Mode
3-15	Reference 1 Source <i>3-15 Reference Resource 1</i>
20-12	Reference/Feedback Unit

Table 17.3 General configuration affected parameters

17.4.4 Setpoint and Feedback

Configures the analogue input used as setpoint and feedback. The general configuration assumes the AI53 (Analogue Input 53) is used for the Setpoint and the AI54 (Analogue Input 54) used as feedback. Be aware, the settings of the signal type, can only be configured from current- to voltage input by using the switches on the control board of the frequency converter. Clicking on the buttons "Show Location", illustrates the specific location on the frequency converter.



130BT738.10

Illustration 17.9

It is required to configure the Signal type in accordance with the hardware switches.

0-10V



130BT739.10

Illustration 17.10

0-20mA
4-20mA



130BT740.10

Illustration 17.11

Setpoint- and Feedback High are used to configure the analogue input scaling value corresponding to the maximum reference feedback value. Setpoint- and Feedback Low are used to configure the analogue input scaling value corresponding to the minimum reference feedback value. The Minimum and Maximum references is the lowest and highest values obtainable by summing all references.

In addition an appropriate reaction on a missing or defective transmitter, Live Zero can be defined among the functions:

- Off
- Freeze Output
- Stop
- Jogging
- Max. speed
- Stop and trip
- Select setup 1
- Select setup 2
- Select setup 3
- Select setup 4

The function will be activated if the signal on terminal AI53 or AI54 is below 50% of the value defined in AI53 Low or AI54 Low. Default Live Zero timeout time is 10 seconds and can be reconfigured in par. 6-00.

Enable Terminal 53 Live Zero and Terminal 54 Live Zero makes it possible to disable the Live Zero monitoring, relevant if the analogue outputs are used as part of a decentral I/O system. Default both checkboxes are enabled.

Setpoint and feedback affected parameters.

Parameter ID	Parameter Name
3-02	Minimum Reference
3-03	Maximum Reference
6-01	Live Zero Timeout
6-10	Terminal 53 Low Voltage
6-11	Terminal 53 High Voltage
6-12	Terminal 53 Low Current
6-13	Terminal 53 High Current
6-14	Terminal 53 Low Ref./Feedb. Value
6-15	Terminal 53 High Ref./Feedb. Value
6-17	Terminal 53 Live Zero
6-20	Terminal 54 Low Voltage
6-21	Terminal 54 High Voltage
6-22	Terminal 54 Low Current
6-23	Terminal 54 High Current
6-24	Terminal 54 Low Ref./Feedb. Value
6-25	Terminal 54 High Ref./Feedb. Value
6-27	Terminal 54 Live Zero

Table 17.4


17.4.5 Digital Input

If a low level signal is available, the DI32 (digital input 32) can be programmed to Stop Inverse or to External Interlock and an External Interlock delay can be configured

by the user. The type of pulse to trigger, can be configured from the Digital I/O Mode dropdown.

Alternation Only. Last item is only configurable in the FC 202.

The *Set-up* tab contains the configuration interface for the cascade controller parameter group 25-**. The cascade principle can be configured to *Basic Cascade Ctrl* or *Motor*



130BT471.10

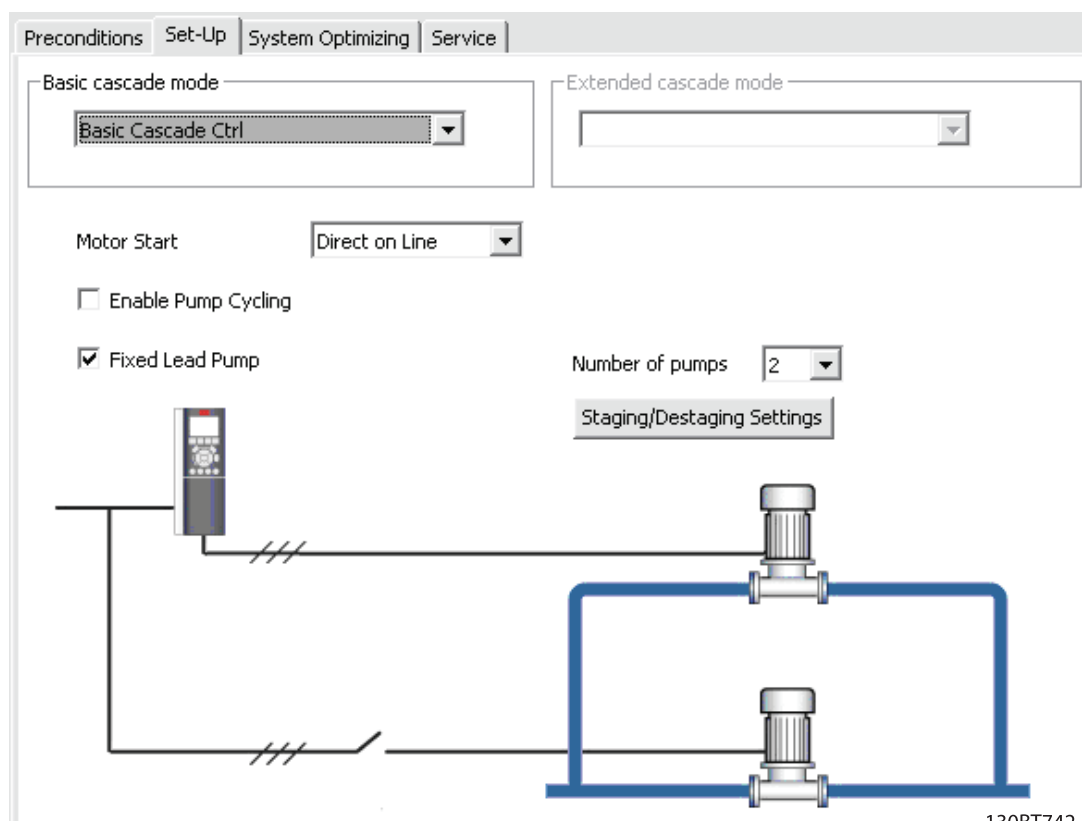
Illustration 17.12

Basic Cascade Ctrl

In the view, the user can configure:

- Motor start
- Pump configuration

- Staging/Destaging settings



130BT742.10

Illustration 17.13

From the Motor Start dropdown, the principle can be configured between:

- **Direct on Line** – each lag pump is cut in direct online via a contactor.
- **Softstarter** – can be used to replace traditional contactors for any fixed speed pump configuration and it must be used for all fixed speed pumps. When using softstarters, a delay is added from staging signal occurs until staging takes place. It is required, due to the ramp time of the fixed speed pump, because of the softstarter.

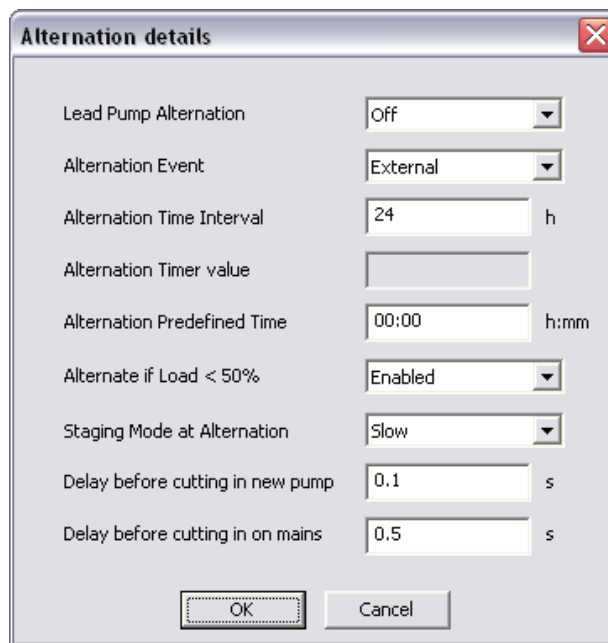
When the Enable Pump Cycling checkbox is disabled, lag and lead pumps will be cut in, to have equal running hours for each pump. Enabling the checkbox, lag pumps will be cut in according to First in, Last out principle.

The number of pumps configurable from the drop down are:

Function	Number of pumps
Fixed lead pump	2-3
Alternating lead pump	2

Table 17.5

When fixed lead pump is used, the lead pumps are connected directly to the relays on the frequency converter control card. This is illustrated in the pump graphic. To obtain equal hours of operation within the fixed speed pumps, the lead pump can be alternated. Timers on the relay outputs monitors the running hours of each pump. When a pump is not operating over a long time period, corrosion concerns may reveal. When it is configured for alternating lead pump, a button is available to setup the *Alternation details*.



130BT743.10

Illustration 17.14

Lead Pump Alternation changes the lead pump so all pumps run equal time. From a drop down the lead pump can be configured to alternate:

- **Off** – no lead pump alternation occurs.
- **At staging** – lead pump alternation occurs at pump staging.
- **At command** – lead pump alternation occurs at explicit commands.
- **At staging or command** – lead pump alternation occurs at pump staging and at explicit commands.

Configuring the Lead Pump Alternation *At command* or *At staging or command* the Alternation Event can be configured to:

- **External** – Alternation takes place when a signal is applied to one of the digital inputs in the terminal strip.
- **Alternation Time Interval** – Alternation takes place every time *Alternation Time Interval* expires.
- **Sleep Mode** – Alternation takes place each time the lead pump goes into sleep mode. No flow function must be set to Sleep Mode or an external signal applied for this function.
- **Predefined Time** – Alternation takes place at a defined time of the day. If *Alternation Predefined Time* is set, the alternation is carried out every day at the specified time.

Alternation Time Interval is the time period between automatic alternation of the lead pump. It can be configured from 1 to 999.9 hours. When it expires the lead pump alternates.

Alternation Timer Value contains the actual value of the alternation timer.

Alternation Predefined Time is for setting the time of day to perform an alternation. The time format is depending of the setting configured in the frequency converter.

If Alternate if load < 50% is enabled in the drop down, the pump alternation will be carried out only if the capacity is equal or below 50%.

Staging Mode at Alternation configures the staging mode at alternation and determines the time of the variable

speed pump deceleration. It can be configured between Quick or Slow.

Delay before cutting in next pump is for setting the time between stopping the old lead pump and starting another one as the lead pump. It can be configured between 0.1 to 5.0 seconds.

Delay before cutting in on mains, is the time delay before a fixed speed pump is staged on according to normal staging sequence. When it expires, a fixed speed pump must be staged on according to Normal Staging. The resolution can be configured between 0.1 to 5.0 seconds.

With the botton *Staging/Destaging settings* the user can configure when to add and remove a stage from a running application. One stage is a representation of a 100% pump, as this is what is supported in the *Basic Cascade Controller*.

130BT744.10

Illustration 17.15

Staging Bandwidth (SBW) defines the band around the head set point and it is configured as a percentage of the maximum reference. If the actual head exceeds the bandwidth for a specified time and the speed is at *Motor speed high limit*, a stage is added, if the speed is at *Motor speed low limit*, a stage is removed. It can be configured from 1 to 100%.

Override Bandwidth (OBW) is to preserve a stable head in the application when quick changes in the system demands occur, the override bandwidth must add/remove a stage immediately, when the actual exceeds override bandwidth. Override bandwidth has a delay until the lead pump has reached *Motor Nominal Speed* or *Motor Speed*

High Limit after a start command, to avoid unintended staging, until the head has settled after start. The value can be configured between SBW to 100%.

Fixed Speed Pumps Staging Bandwidth (FSBW) is used to make sure the cascade controller continues, if the frequency converter issues an alarm. To keep the head on the setpoint requires a frequent staging and destaging when only fixed speed pumps are running, a wider bandwidth (FSBW) is used instead of SBW. FSBW is configurable in the range between SBW to OBW.

OBW timer is for avoiding frequent staging/destaging. The OBW timer prevents staging a pump until the application

pressure is stabilized. It can be configured from 0 to 300 seconds.

SBW Staging Delay is the delay between when the feedback signal is below the staging bandwidth and when a lag pump is added. SBW Destaging Delay is the time between when the feedback signal is above the staging bandwidth and when a lag pump is removed. Both delays are configurable from 0 to 3000 seconds.

Ramp Down- and Up Delay is for use with Sofstarters. The Ramp Down Delay is for setting the lead pump ramp down delay before staging a fixed speed pump on. Ramp Up Delay is for setting the lead pump ramp up delay before a fixed speed pump is destaged.

Stage- and Destage Threshold is the percentage of maximum pump speed to stage on and to destage fixed speed pump. The thresholds must be configured as a percentage of *Motor Speed High limit*.

In order to prevent an overshoot when adding a fixed speed pump, the variable speed pump ramps to “Motor speed low limit”. When the variable pump reaches *Staging Speed*, the fixed speed pump is staged on. To prevent an undershoot when removing a fixed speed pump, the variable speed pump ramps to *Motor Spee High Limit*. Destaging Speed can be entered in RPM or Hz.

Enable Staging Function is to avoid frequent staging of fixed speed pumps. Enabling the check box starts the stage function timer. Enable Destage Function ensures the lowest numbers of pumps are running to save energy and to avoid dead head water circulation in the variable speed pump. Enabling the checkbox starts the destage function timer.

Stage Function Time is the time before staging on a fixed speed if the lead pump is at maximum speed. The stage timer starts when the adjustable speed pump is running at *Motor Speed High Limit* with one or more constant speed pumps stopped. When the timer expires, a fixed speed pump is staged. The Destage Function Time is the time before staging on a fixed speed if the lead pump is at minimum speed. It starts when the adjustable speed pump is running at “Motor Speed Low Limit” with one or more fixed speed pumps in operation. When the timer expires, a stage is removed avoiding dead head water circulation within the adjustable speed pump.

If the Destage At No-Flow check box is enabled, a stage will be removed when there is *No Flow* situation.

17.4.6 Motor Alternation Only

In Motor Alternation Only one frequency converter and two pumps are connected through contactors to both the frequency converter and to mains. The functionality is used to allow the alternation between pumps that share a frequency converter. The alternation will take place at an external command signal or a pre-programmed event.

17.4.7 System Optimizing

The System Optimizing tab provides a simple way to start and stop the Cascade Controller run. The user can configure:

- PID Controller
- Feedback low pass filter

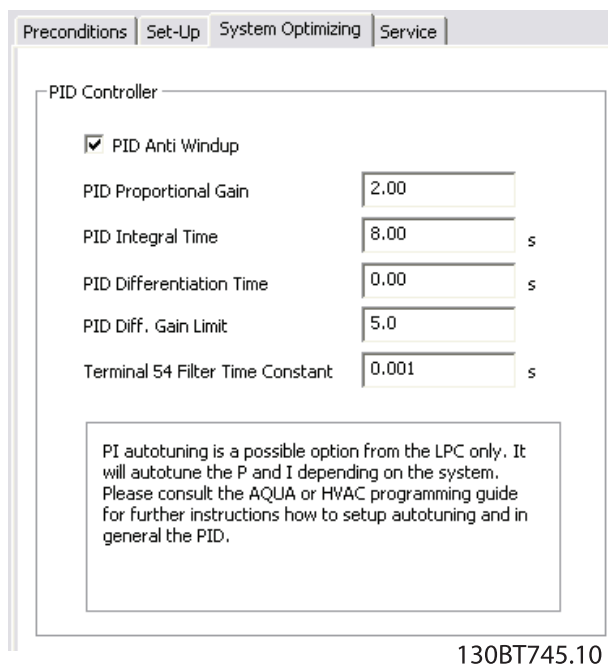


Illustration 17.16

PID Anti Windup controls the integration of the PID Controller. If the Checkbox is enabled, the PID Controller stops integrating the error between the feedback and the set-point reference, if its not possible to adjust the output frequency of the frequency converter, to correct the error. This can occur when the frequency converter has reached the min- or maximum output frequency or when the frequency converter is stopped. If the checkbox is disabled, the PID controller continues integrating the error between the feedback and set-point reference even through the frequency converter cannot adjust its output frequency to correct this error.

PID Proportional Gain adjusts the output of the frequency converters PID controller based on the error between the feedback and the set-point reference. Quick PID Controller response is obtained using a large value. If too large, the frequency converter output frequency may become unstable. The value is configurable from 0 to 10.00.

PID Integral Time is the duration of integration the error between the feedback and the set-point reference, to ensure the error approaches zero. Quick speed adjustments is obtained using a short duration. A too short value. the frequency converter output frequency may become unstable. The time is configurable from 0.01 to 10000.00 seconds.

PID Differentiation Time is the duration the differentiator monitors the rate of change of the feedback. If its quickly changing, it will adjust the output of the PID Controller to reduce the rate of change of the feedback. Quick PID controller responses is obtained using a large duration. However, if too large value, the frequency converter output frequency may become unstable. Differential time is useful in situations where very fast responses and precise speed control is required. The time is configurable from 0.00 to 10.00 seconds.

Terminal 54 Filter Time Constant is a first order digital low pass filter constant for suppressing electrical noise from terminal 54. A high time constant improves the dampening, but also increases the time delay through the filter. The value can only be adjusted, while the frequency converter is stopped. The time constant can be configured from 0.001 to 10.000 seconds.

17.4.8 Service

The *Service* tab provides a simple way to make Cascade Controller service. This view shows the:

- Cascade Status
- Pump Status
- Lead Pump
- Relay Status
- Relay on Time
- Pump Interlock

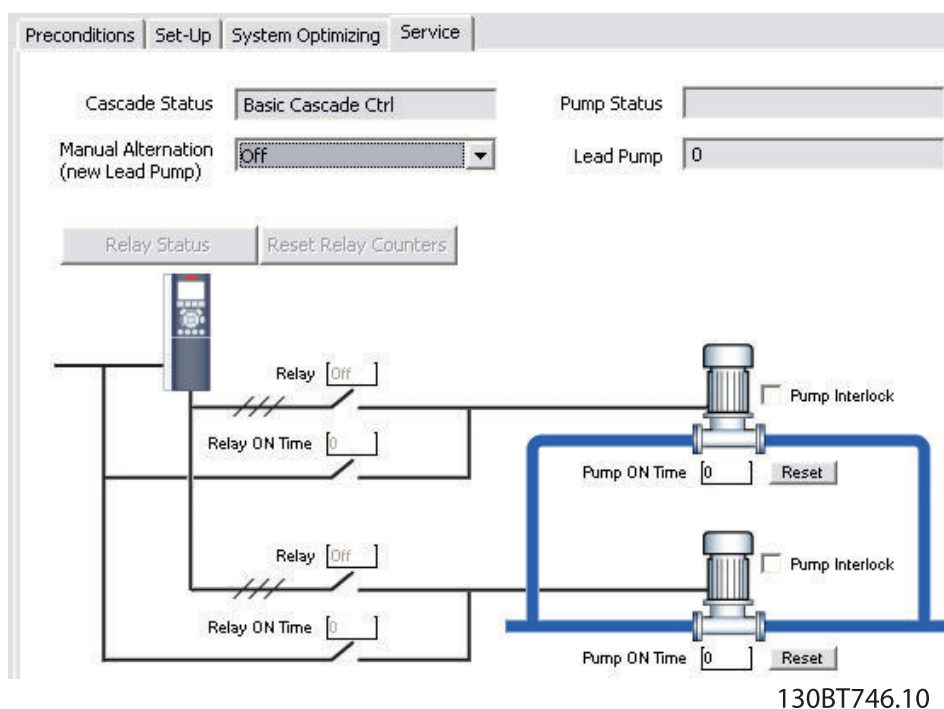


Illustration 17.17

Cascade Status is the readout of the Cascade Controller. The status can be:

- **Disabled** – Cascade controller is disabled.
- **Emergency** – All pumps have been stopped by means of a Coast/Coast inverse or an External Interlock command applied to the frequency converter.
- **Off** – All pumps have been stopped by means of a stop command applied to the frequency converter.
- **In Open Loop** – Configuration Mode has been set for Open Loop. All fixed speed pumps are stopped and the variable speed pump will continue to run.
- **Frozen** – Staging/destaging of pumps has been locked and the reference is locked.
- **Jogging** – All fixed speed pumps are stopped. When stopped, the variable speed pump will run at jog speed.
- **Running** – A start command is applied to the frequency converter and the cascade controller is controlling the pumps.
- **Running FSBW** – the frequency is tripped off and the Cascade Controller is controlling the fixed speed pumps based on Fixed Speed Bandwidth.
- **Staging** – The Cascade Controller is staging fixed speed pumps.
- **Destaging** – The Cascade Controller is destaging fixed speed pumps.
- **Alternating** – The Lead Pump Alternation selection is different than Off and an alternation sequence is taking place.
- **Lead Not Set** – No pump available to be assigned as variable speed pump.

Pump Status is the readout of the status for each pump selected with a string which consists of the pump number and the current status of the pump. The status can be:

- **X** – disabled. The pump is interlocked either via Pump interlock or signal on a digital input programmed for Pump Interlock in Digital inputs.
- **Off** – Stopped by the Cascade controller but not interlocked.
- **D** – Running on Frequency Converter. Variable speed pump, regardless if connected directly or controlled via relay in the frequency converter.
- **R** – Running on manis. Fixed speed pump running.

A readout with two pumps could be "1:D 2:O".

- **1:D** – Pump 1 Running on frequency converter.
- **2:O** – Pump 2 Off.

Manual Alternation is for selecting the new lead pump. The items available from the drop down is Off to the number of pumps.

Lead pump is showing the actual lead pump in the application. When an alternation takes place, the field is updated to reflect the current lead pump.

Relay Status is showing the status of each relay. It can be updated from the Realy Status bottom. The status can be:

- **On** – the relay is activated.
- **Off** – the relay is deactivated.

The Values can only be updated if the frequency converter is connected online.

Relay ON Time is monitoring the total operating hours of the connected relay. The resolution is in operating hours.

Pump Interlock is for disabling a certain pump and is configurable from a checkboxn located at each pump.

Pump ON Time is monitoring the total operating hours of the connected pump. The resolution is in operating hours. The Reset bottom(s) clears the operating hours of a specific pump.

The bottom Reset Relay Counter resets all Relay On Times. It is only available if the frequency converters is connected online.

17.4.9 Extended Cascade Controller

Using one of the add-on option cards allows the frequency converter to control larger pump systems and extending the cascade mode, not only by varying the speed of the initial motor while staging additional fixed speed motors on and off.

NOTE

Extended Cascade Controller is configurable only from the parameter group 27-.**

17.4.10 Preconditions

The preconditions tab is similar the *Basic Cascade Mode*.

17.4.11 Set-up

In the user interface setting up the add-on cascade controller option The cascade mode drop down is extended with *Master/Follower* and *Mixed Pumps*.

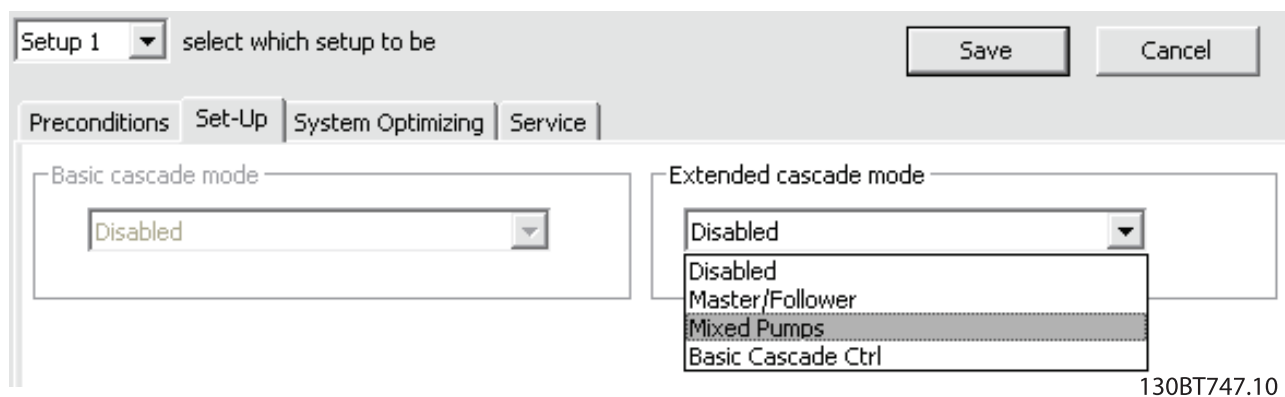
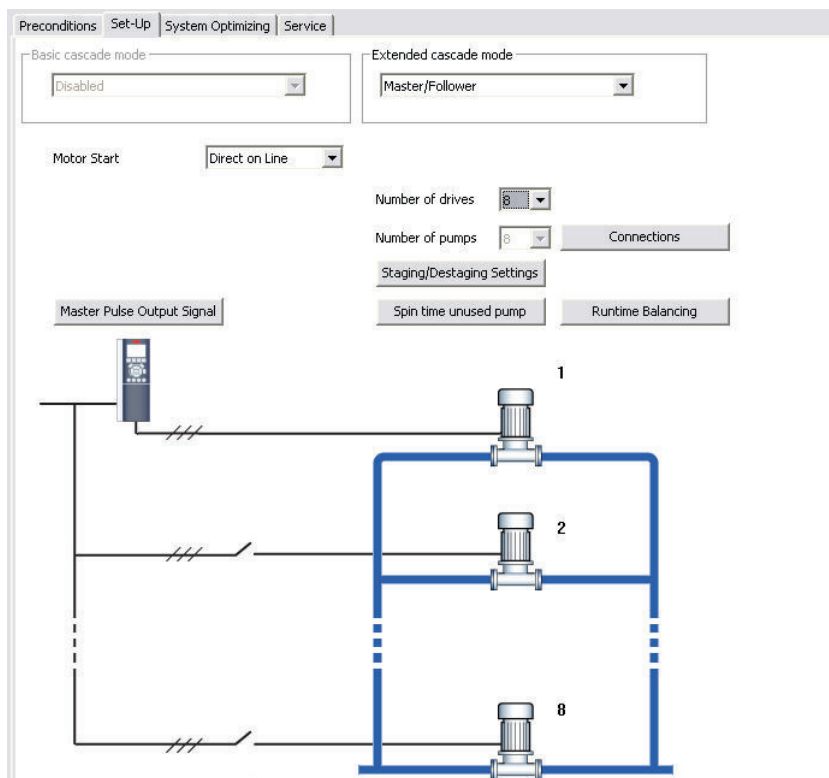


Illustration 17.18

17.4.12 Master/Follower

In the view, the user can configure:

- Motor Start
- Pump Configuration
- Connections
- Staging/Destaging
- Master Pulse Output Signal
- Spin time unused pump
- Runtime Balancing



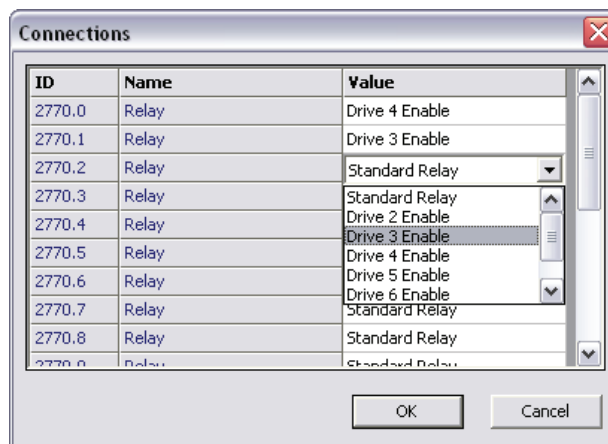
130BT748.10

Illustration 17.19

The Motor Start dropdown is similar the configuration available in *Basic Cascade*.

Each pump is controlled by a frequency converter and the number of frequency converters corresponds the number of pumps. Staging and destaging are done based on the speed of the frequency converter. The constant pressure is controlled by the master frequency converter operating in closed loop. Up to 6 pumps can be controlled with MCO 101 and up to 8 with the MCO 102 add-on option.

From the botton, *Connections*, the user can configure the relay function for each relay in the application.



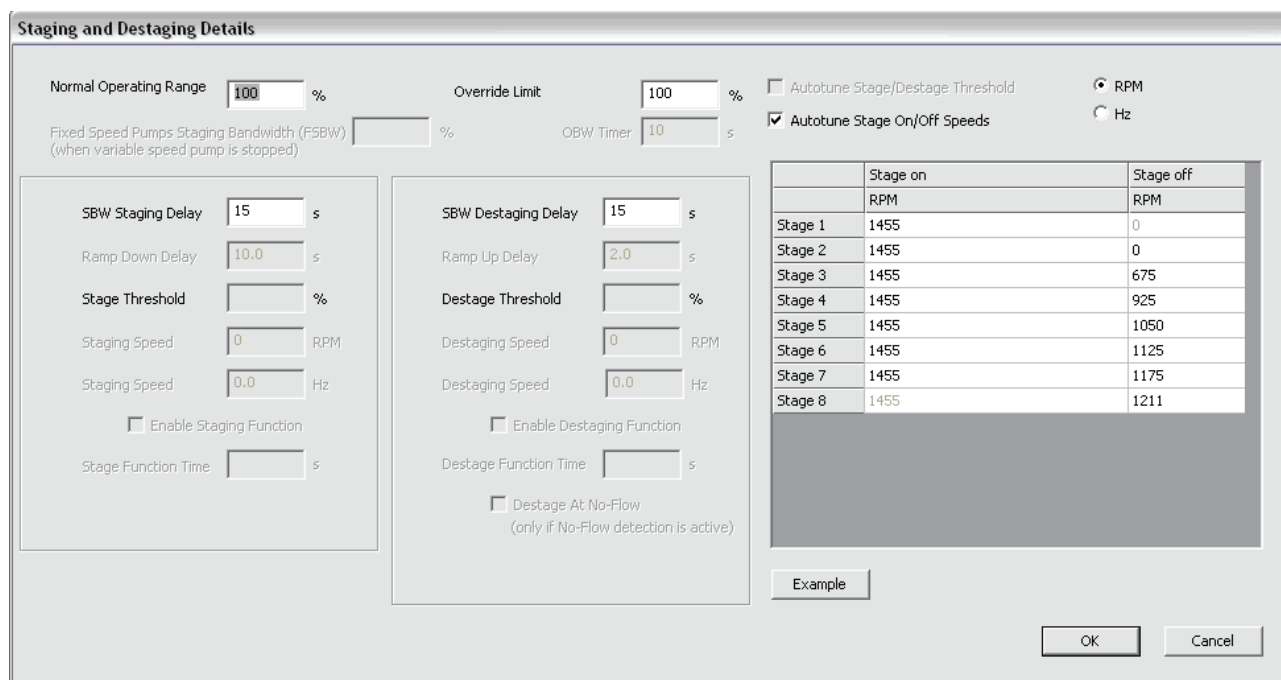
130BT749.10

Illustration 17.20

Depending on the add-on option installed, only the available relays will be visible. To setup the function of each relay, double click on the Value field and select the item among the dropdown list. If add-on option MCO 102 is installed the relay option MCB 105 may also be used as an expansion.

The button *Staging/Destaging settings* opens a dialog to configure when to add and remove a stage from a running

application. All stages are a representation of 100% pumps in *Master/Follower*.



130BT750.10

Illustration 17.21

Normal Operating Range is the allowed offset from the set-point before a pump may be added or removed. The system must be out of the limit for the time specified in *Staging Delay*.

Override Limit is the allowed offset from the set-point before a pump immediately will added or removed.

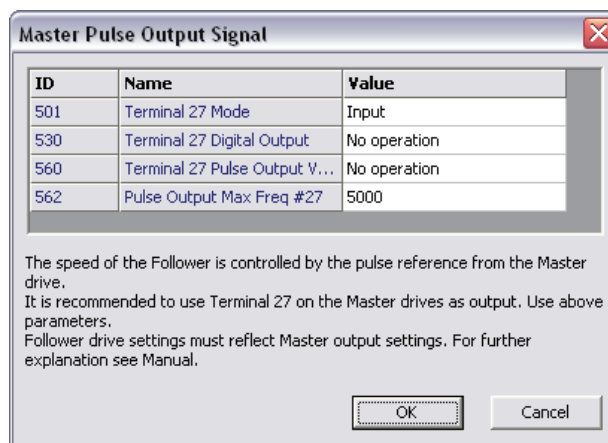
Autotune Stage/Destage Threshold optimizes the threshold values during operation. The settings are updated in order to prevent pressure over and undershoots when staging and destaging.

When *Autotune Stage On/Off Speeds* is enabled in the checkbox the stage on and off speeds will continually be auto tuned during operation. Settings will be optimized in order to ensure high performance and low energy consumption.

All supported stages On and Off settings can be configured in RPM or Hz. The bottom *Example* opens a dialog with a configuration example of three pumps.

The *Ramp Down-* and *Ramp Up Delay* is only configurable when the *Motor Start* is configured to *Softstarter*.

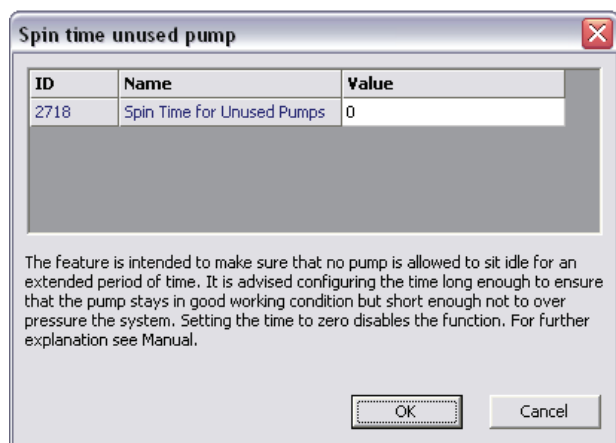
The bottom *Master Pulse Output Signal* opens dialog to configure Terminal 27 on the Master frequency converter.



130BT751.10

Illustration 17.22

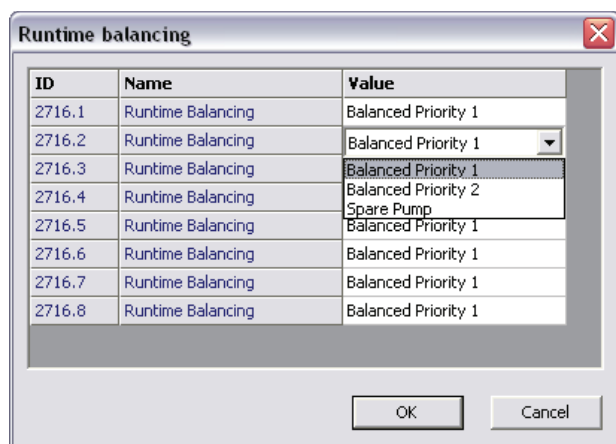
In some applications not all pumps are used on a regularly basis. With the bottom *Spin time unused pump*, the user can open a dialog to configure the time a pump is allowed to idle.



130BT752.10

Illustration 17.23

Opening the *Runtime balancing* dialog from the bottom, the user can configure to balance of running hours between the available pumps. Each pump can be configured among three balancing priorities.



130BT753.10

Illustration 17.24

17.4.13 Mixed Pumps

In the view, the user can configure:

- Motor Start
- Pump configuration
- Pump Size
- Connections
- Alternation Details
- Staging/Destaging settings
- Spin time unused pump
- Runtime Balancing

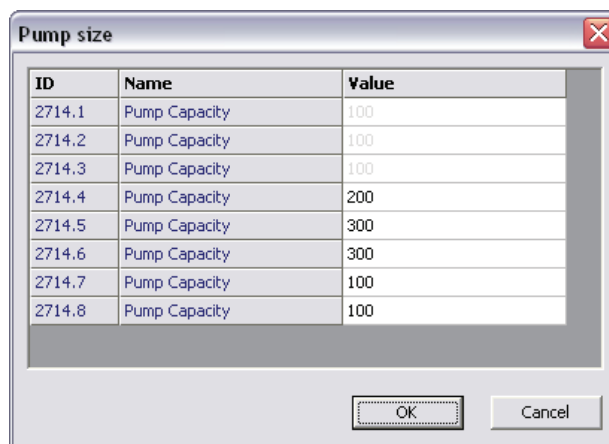
The Motor Start dropdown list is similar Basic Cascade with the additional item to configure Star/Delta.

Mixed Pumps cascade mode can be configured to:

- **Mixed pump** – a mix of variable speed pumps connected to frequency converters as well as additional fixed speed pumps.
- **Unequal size pump** – limited mix of fixed speed pumps in different sizes.
- **Mixed pump with alternation** – alternates the frequency converter between two pumps along with controlling additional fixed speed pumps.

Up to 6 pumps can be controlled with MCO 101 and up to 8 with the MCO 102 add-on option.

Pump size button opens the *Pump size* dialog to configure the fixed pump capacity in the application. All variable speed pumps is read only and 100% in capacity.



130BT754.10

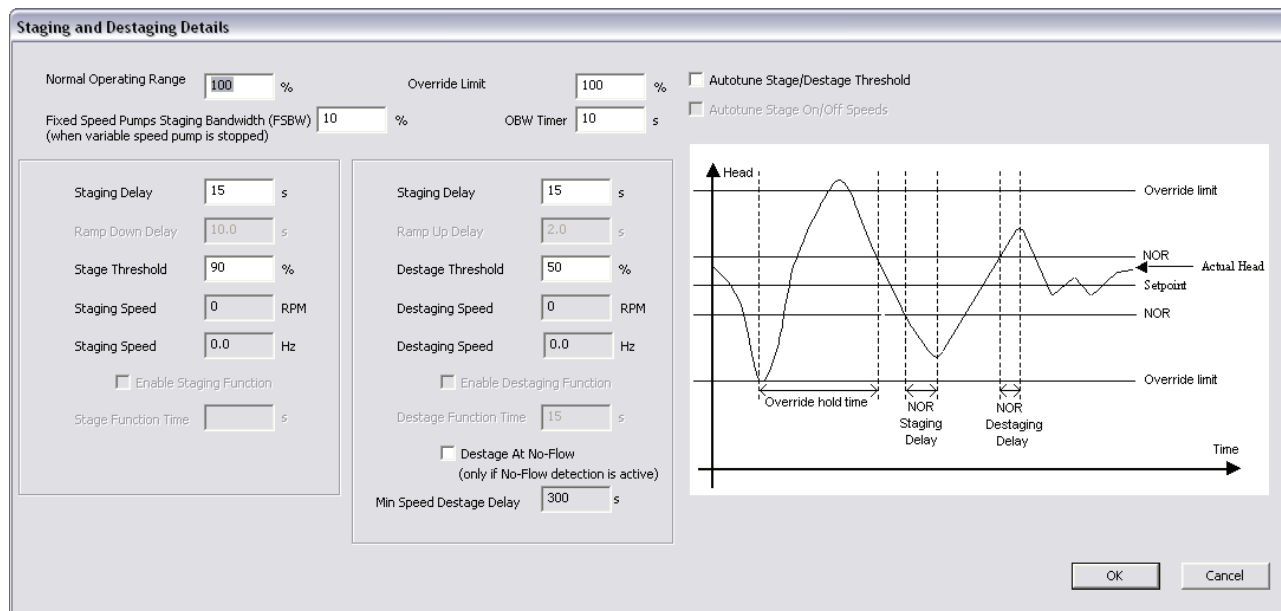
Illustration 17.25

Connection dialog opened from the *Connection* button is similar in the *Master/Follower* configuration. *Mixed Pumps*

Alternation Details configuration is similar the *Basic Cascade*.

The dialog *Staging/De staging settings* is similar the *Basic Cascade* with the additional option to configure *Min speed*

Destage Delay. The value configured is the time in seconds that the lead pump must be running at minimum speed while the system feedback is still inside the normal operating band before the pump will be turned off to save energy.



130BT755.10

Illustration 17.26

The *Ramp Down- and Ramp Up Delay* is only configurable when the *Motor Start* is configured to *Softstarter* or *Star/Delta*.

Spin time unused pump and *Runtime Balancing* configuration is similar the *Master/Follower* configuration.

17.4.14 System Optimizing

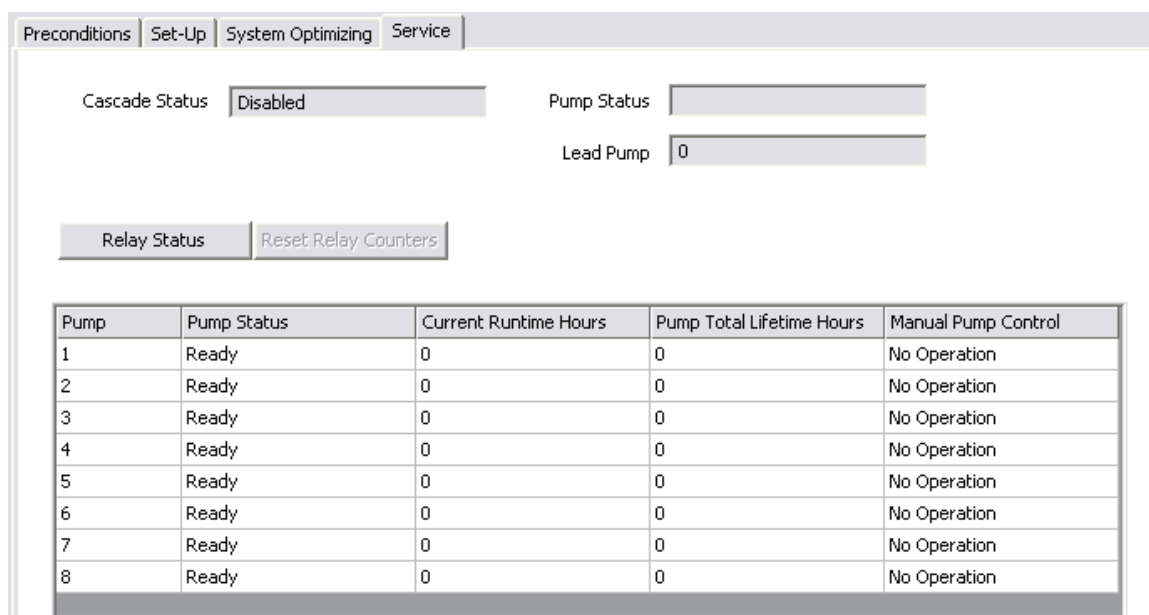
The *System Optimizing* tab configuration is similar the *Basic Cascade* and *Master/Follower*.

17.4.15 Service

The *Service* tab provides similar the *Basic Cascade*, a simple way to make *Extended Cascade Controller* service.

From the view the user can monitor:

- **Cascade Status** – similar the Basic Cascade
- **Pump Status** – similar the Basic Cascade
- **Lead Pump** – similar the Basic Cascade
- Table listing for each pump the *Pump Status*, *Current Runtime Hours*, *Pump Total Lifetime Hours* and *Manual Pump Control*



130BT756.10

Illustration 17.27

Pump Status readout the status of each pump in the application.

Current Runtime Hours readout the total number of hours each pump has been running since last reset. The time is used to balance the running hours between pumps.

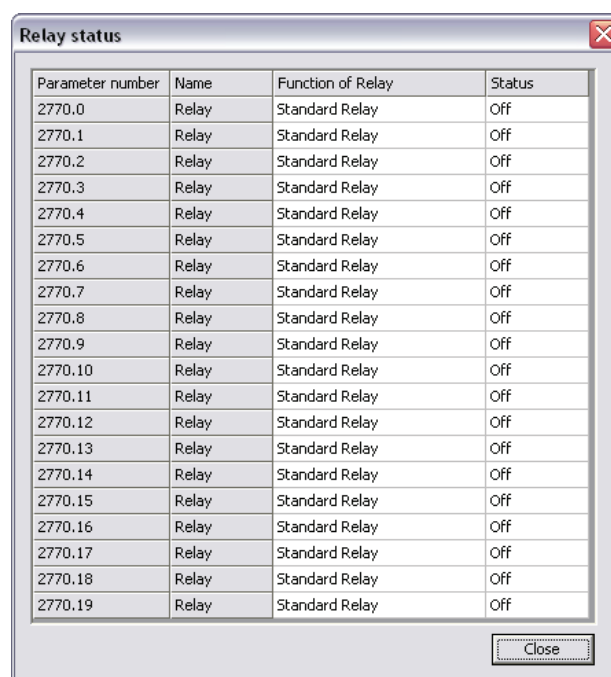
Pump Total Lifetime Hours is the total operating hours for each connected pump.

Manual Pump Control is the readout of the command parameter that allows manual control of individual pump states.

The possible control states are:

- **No operation** – Does Nothing.
- **Online** – Makes the pump available of the cascade controller.
- **Alternate On** – forces the selected pump to be the lead pump.
- **Offline-Off** – Turns the pump off and makes the pump unavailable for cascading.
- **Offline-On** – Turns the pump on and makes the pump unavailable for cascading.
- **Offline-Spin** – Initiates a pump spin.

The *Relay Status* button opens the *Relay Status* dialog to readout the function and status of each relay.



130BT757.10

Illustration 17.28

Function of Relay defines the function of each option relays were the Status is the state of each relay.

17.5.1 Quick Menus

The quick menus can be viewed in MCT 10 Set-up Software.

The quick menus allow easy access to the relevant parameters for specific application set-up. The user should just follow the steps through the tree-view in MCT 10 Set-up Software as on the LCP on the frequency converter.

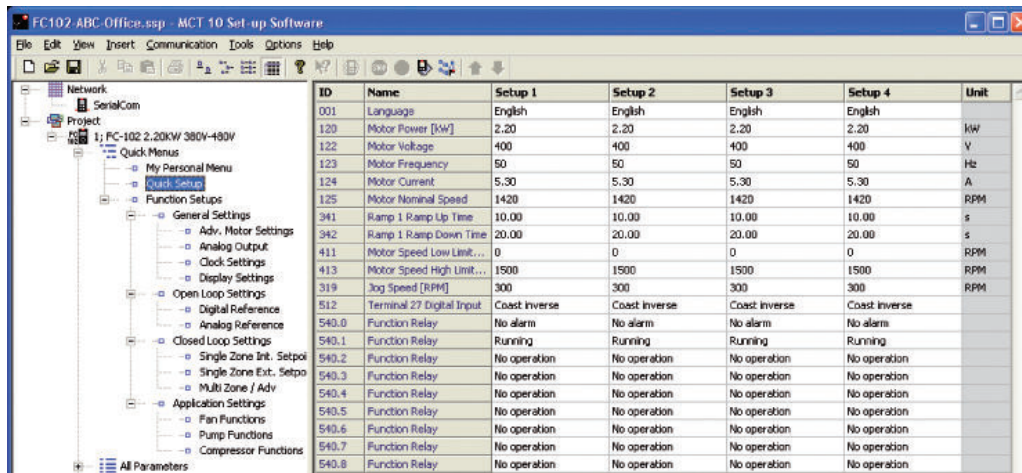


Illustration 17.29

130BT711.10

18 Conversion Wizard

If the parameter database of a source frequency converter is different or contains differences compared to destination frequency converter, it cannot be written without errors signalled during write to drive. Writing parameters, it is required the database versions, power size, voltage range and option configuration to match between the source- and destination frequency converter. Any differences can be converted using one of the two conversion wizards available in MCT 10 Set-up Software:

- VLT to FC series conversion
- FC to FC series conversion

18.1 VLT to FC Series Converter Function

In MCT 10 Set-up Software it is possible to have a VLT5000 frequency converter in the project folder converted to a FC302 AutomationDrive. This is easy done by means of a built-in function in MCT 10 Set-up Software.

Easy converting in MCT 10 Set-up Software:

The conversion matrix (Excel sheet) can be edited by the Advanced user, when necessary.

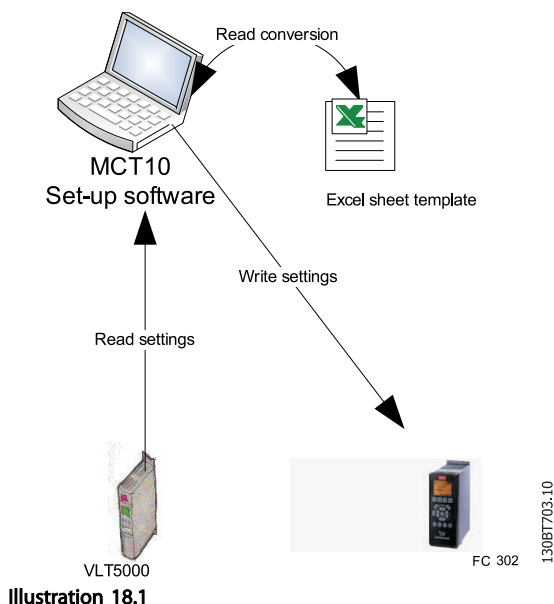


Illustration 18.1

Easy conversion of multiple drives:

- Select the Tools menu and activate the "Drive Conversion Wizard" item
- In the following dialogs select the drives for conversion.
- When converted a new FC302 frequency converter will be created in the project folder.

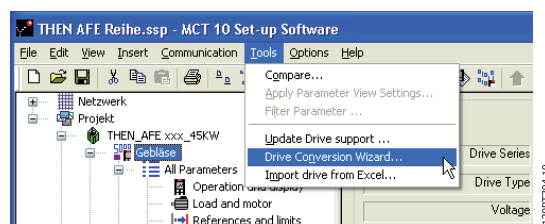


Illustration 18.2

18.1.1 Import Drive from Excel

This function can create an FC30x drive out from an Excel sheet. The objective with this function is to enable the import of VLT3000 settings, from settings copied into an excel sheet and have these settings copied into the selected parameter numbers into a new FC302.

An example file is attached in MCT 10 Set-up Software (vlt3000conversion.xls), this example file can be edited by the user and be used for converting from vlt3000 to FC302. This requires however that the user must have detailed knowledge of Microsoft Excel formula editing.

Enter VLT3000 settings into column G8.

The formula:
Here if A8 is not empty and H8 is not empty the copy the value from G8 to this cell.

The formula: `=IF(AND(HB<>"nV";A8<>"nV");G8;"")`

VLT 3000 to FC 302 Simple conversion table								
VLT 3000			FC 302 (SW 3.06)		Value Formula			
Par.	Funktion	Value	Par.	Funktion	Setup 1	Setup 2	Setup 3	Setup 4
000	Sprachauswahl		001	Sprache	0	0	0	0
001	Paras. Betrieb		010	Aktiver Satz	0	0	0	0
002	Kopierfunktion		051	Parametersatz Kopie	0	0	0	0
003	Betriebsart		nV					
004	Ort-Sollwert		nV					
005	Anzeigewert bei f_{max}		002		0	0	0	0
006	Taste Reset		043	Taste Reset	0	0	0	0
007	Taste Stopp		041	Taste Stop	0	0	0	0
008	Taste Revers		nV					
009	Taste Jog		nV					
010	Sollwert Ort		nV					
011	kWh-Zähler		1506	Reset Zähler-kWh	0	0	0	0

MCT10 uses this column to create the FC302 in the project file.

130BT705.10

Illustration 18.3

18.2 FC to FC Series Conversion

The frequency converter converter tool is capable to migrate between different software versions, power size, voltage range and option configuration of the same drive series. It covers the FC 102, FC 202, FC 3xx, LD 302 and all OEM versions based on the FC xxx series. Any difference can easily be matched by using the Conversion Table Manager, creating a table to convert between source and destination frequency converter.

When a conversion table is made, the user can apply transparently from:

- Online to Online Drive
- Online to Offline Drive
- Offline to Online Drive
- Offline to Offline Drive

- Administrator – is the one qualifying and managing the conversion table(s) through access to the Conversion Table Manager. From the Conversion Table Manager new conversion table(s) can be created and deployed to other MCT 10 Set-up Software installations.
- User – is the one not concerned about any frequency converter compatibility issues. With proper conversion tables in the database, all projects can be written to the destination, by using the conversion tables transparently. The user is restricted from accessing the Conversion Table Manager. Deployed conversion tables can be imported to the database.

Default MCT 10 Set-up Software is installed with user rights. Enabling the Conversion Table Manger is done from the checkbox in the Converter Tools Settings dialog.

It is possible to configure among two profiles providing different user rights.

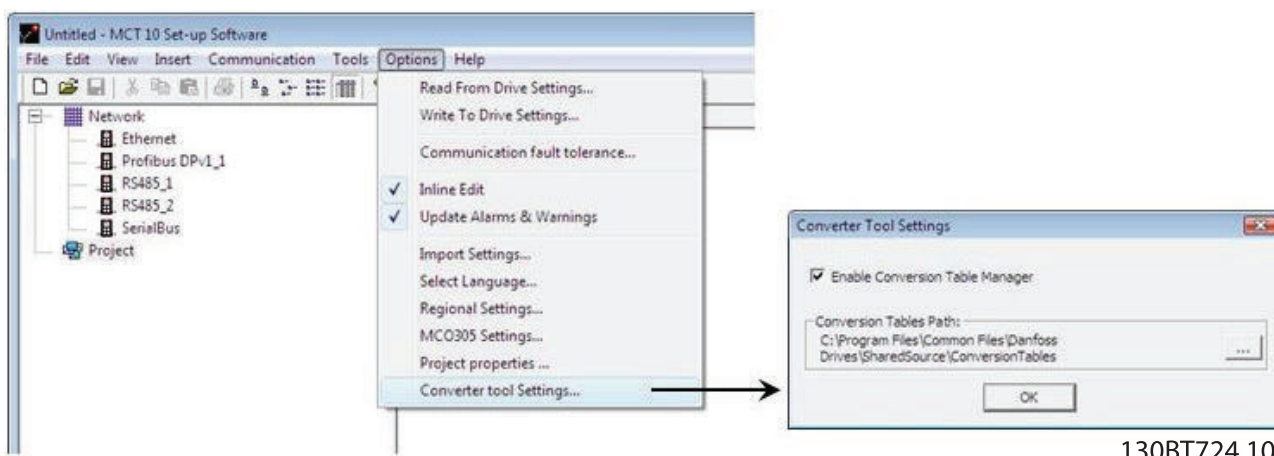


Illustration 18.4

130BT724.10

Default the conversion tables are stored locally on the hard disk. Using the database non distributed, the path to the network location can be reconfigured from the Converter Tool Settings dialog.

18.2.1 Conversion Table Manager

The Conversion Table Manager can be accessed through the MCT 10 Set-up Software tools menu. From the same location, new conversion tables can be imported into the database.

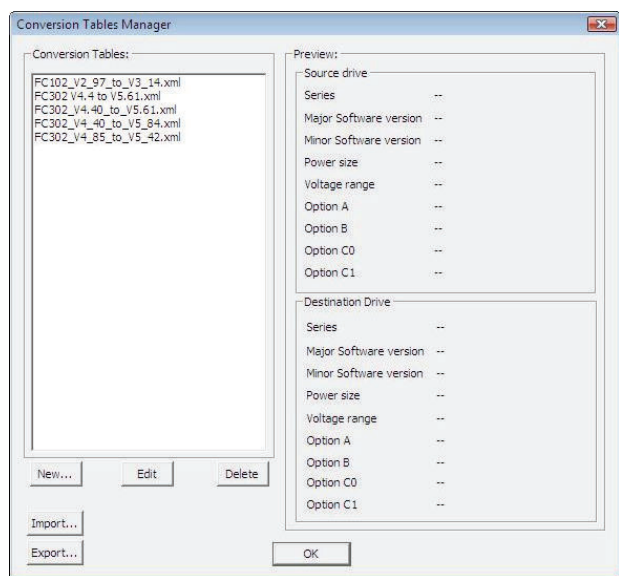


Illustration 18.5

130BT721.10

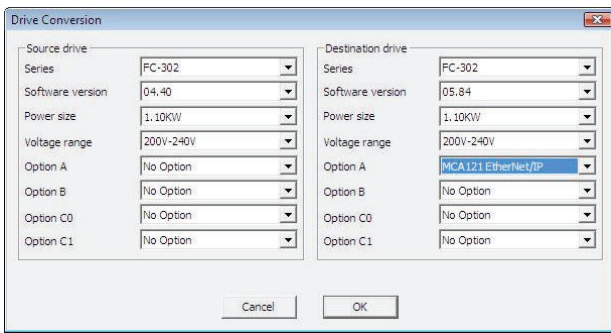
Distributing to other MCT 10 Set-up Software installations, the user can select a number of tables in the database to be exported to a *.cvt file. The Preview pane list the conversion table source and destination frequency converter info and can be converted among the following combinations:

- Drive series based on the FC 102/FC 202/FC 3xx platform
- Software version. Is divided in the database into a major and minor software version
- Power size
- Voltage range
- Option A
- Option B
- Option C0
- Option C1

New conversion table(s) can be created from the Conversion Table Manager or by right clicking on the source frequency converter and choose Convert Drive. Both options opens the Drive Conversion dialog, but with the last one only the destination frequency converter info configurable.

Converting a frequency converter by right clicking and choose Convert Drive do not include the par. group 19-**. The settings are written when the user writes from source to destination transparently.

The dialog is divided in a Conversion Table containing the list of conversion tables in the database and a Preview pane. New conversion tables can be created, existing ones edited or deleted.



130BT722.10

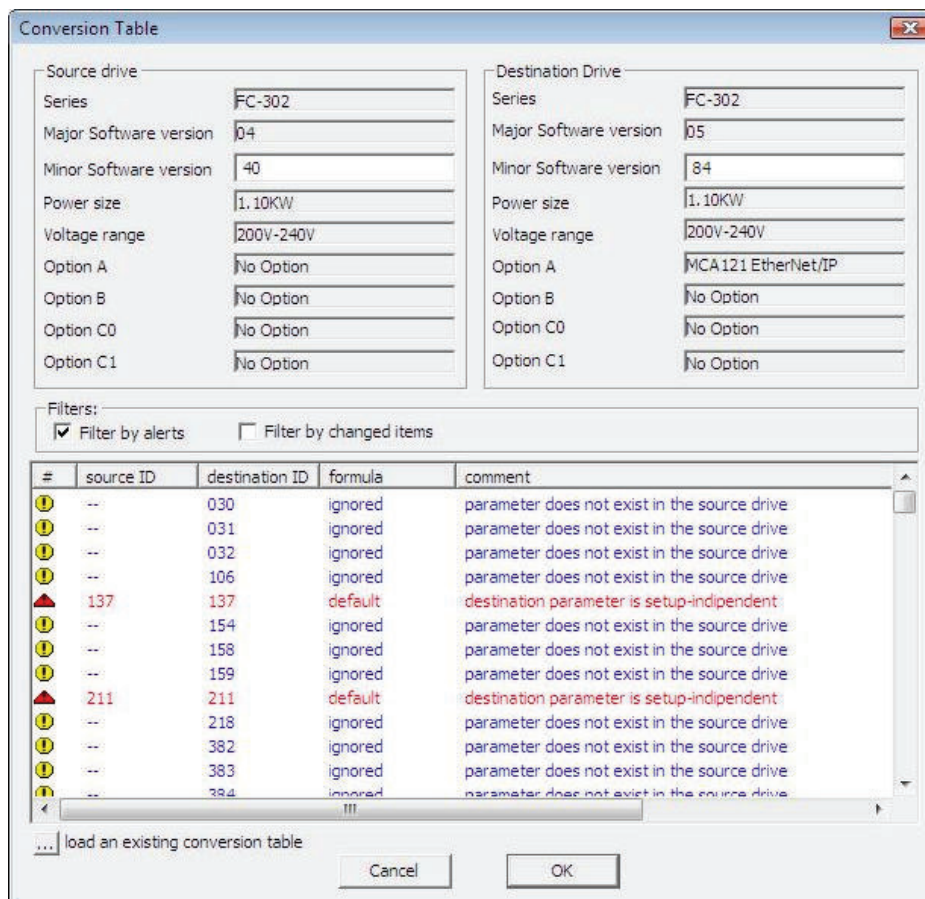
Illustration 18.6

Source and Destination frequency converter info defined, opens the conversion table editor listing the parameter database differences.

In the conversion table editor, the user can create the conversion table from scratch or loading an existing one. Loading an existing conversion table must match

according to the drive series, software version, power size, voltage range and option configuration. Any difference MCT 10 Set-up Software will not find any usable conversion table. When a conversion table is found, the user have the ability to reedit the table or to convert the source frequency converter and store the converted frequency converter in an offline folder.

Default the parameter database is listed and sorted according to the parameter ID. To simplify conversion process, the parameter database can be filtered to list only alerts or the changes applied by the user. Alerts coloured by read corresponds to the differences between the source and destination, requiring a formula, to be able to apply settings to destination frequency converter. Alerts coloured in blue, the formula is per default ignored and can be applied to the destination frequency converter. If a formula is applied to all alerts, the source parameter database can be converted to the destination parameter database without any further configurations required.



130BT723.10

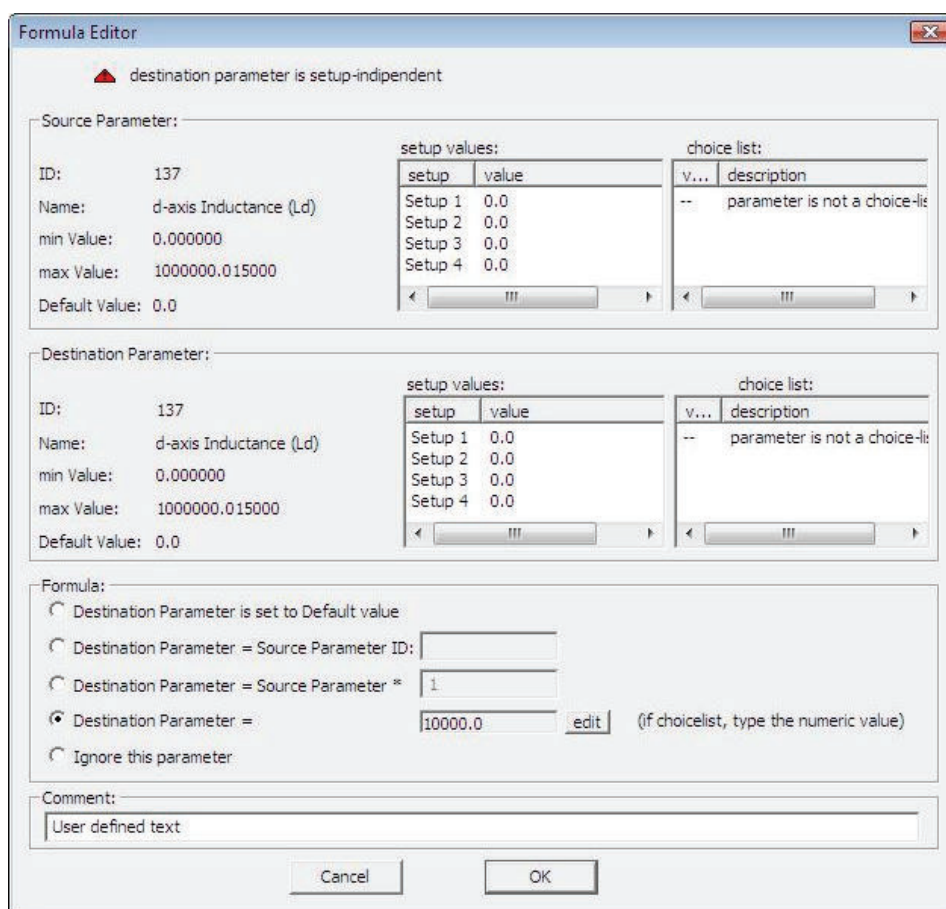
Illustration 18.7

Double clicking on an alert opens the Formula Editor dialog to specify the destination parameter mapping. The following configurations are possible:

- Destination parameter is set to default value corresponding to the frequency converter factory configuration. Is the default setting for alerts coloured in read.
- Destination parameter = source parameter ID.
- Destination parameter = source parameter multiplied by a user defined numeric value.

- Destination parameter = destination choice list or numerical value.
- Ignore this parameter. Is the default setting for alerts coloured in blue.

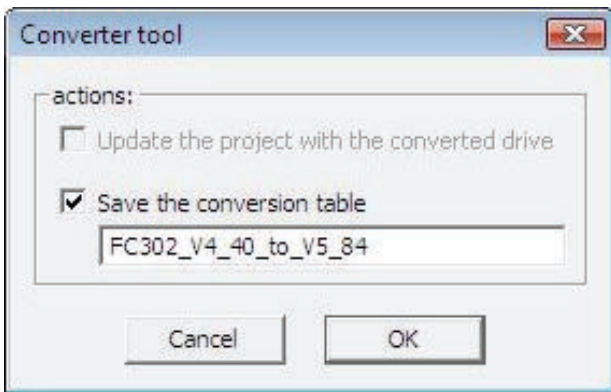
Each formula applied can be associated with a comment containing a user defined text. The comment is optional to each alert.



130BT725.10

Illustration 18.8

When a formula is applied to all red coloured alerts, the user must assign a name to save the conversion table in the database.



130BT726.10

Illustration 18.9

If differences are detected when writing from a source to destination frequency converter, MCT 10 Set-up Software uses the drive series, major software version, power size, voltage range and option configuration as search criteria's. With the proper conversion table in the database, any frequency converter can be written transparently to a destination even if the minor software version do not match. If several conversion tables are found matching the criterias, MCT 10 Set-up Software will use the minor software version to find the closest match. Only one frequency converter can be written to destination transparently.

If parameter group 19-** is available the settings will be written to the destination frequency converter.

18.2.2 Convert Offline to Offline

Writing between two offline frequency converters is done marking the appropriate number of set-ups from All Parameters, right click and choose copy.

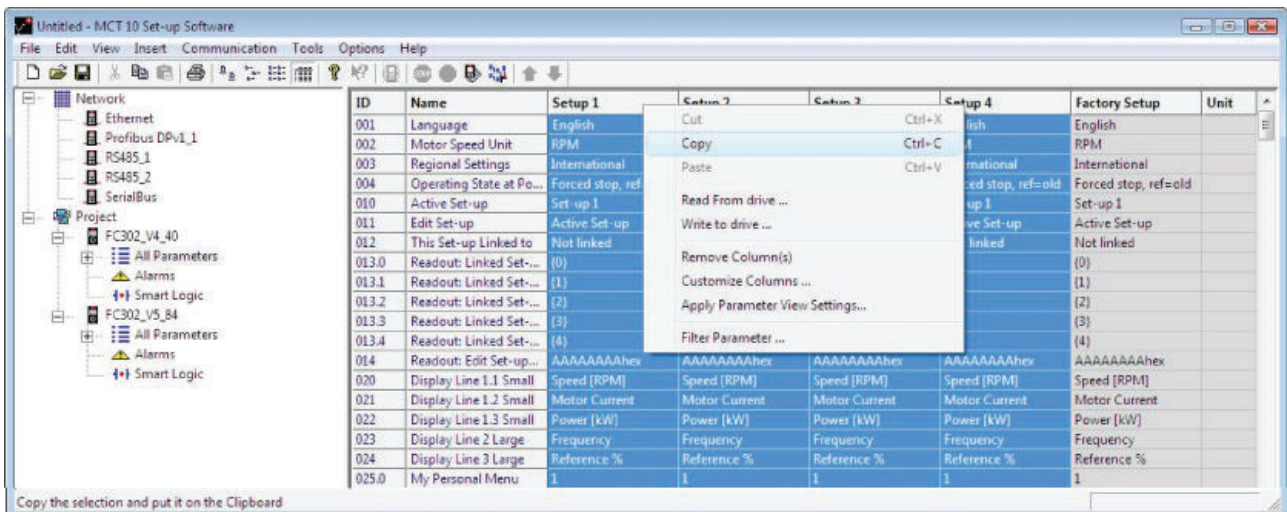


Illustration 18.10

130BT727.10

Pasting the parameters to destination frequency converter, MCT 10 Set-up Software will recognize the difference and

automatically applies a conversion table, if a matching one is available in the database.

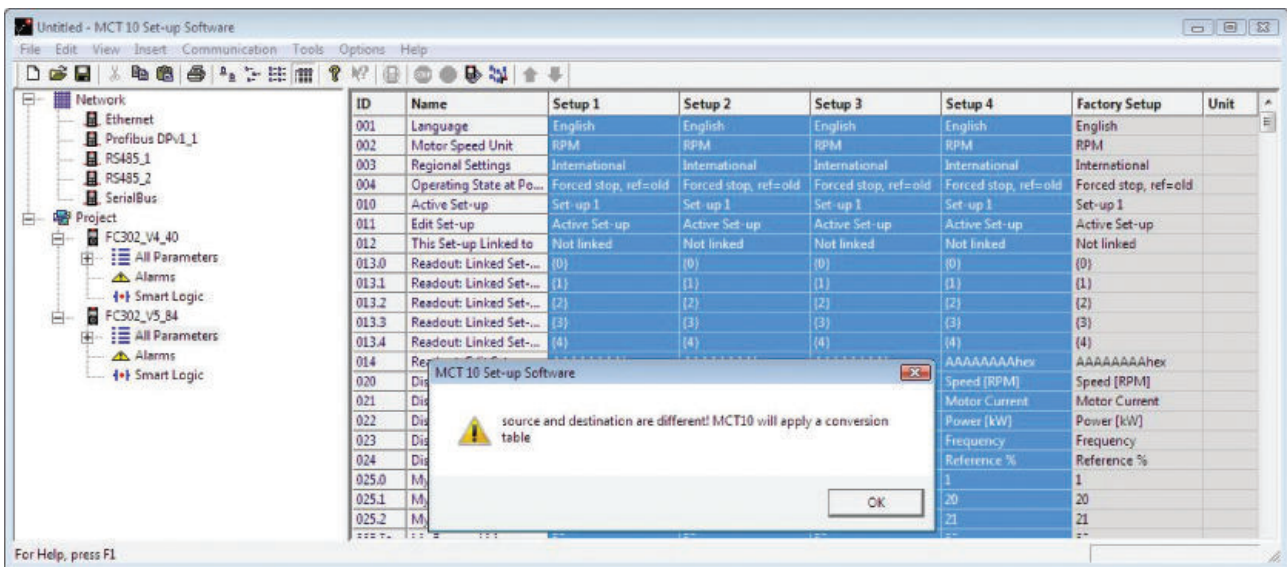


Illustration 18.11

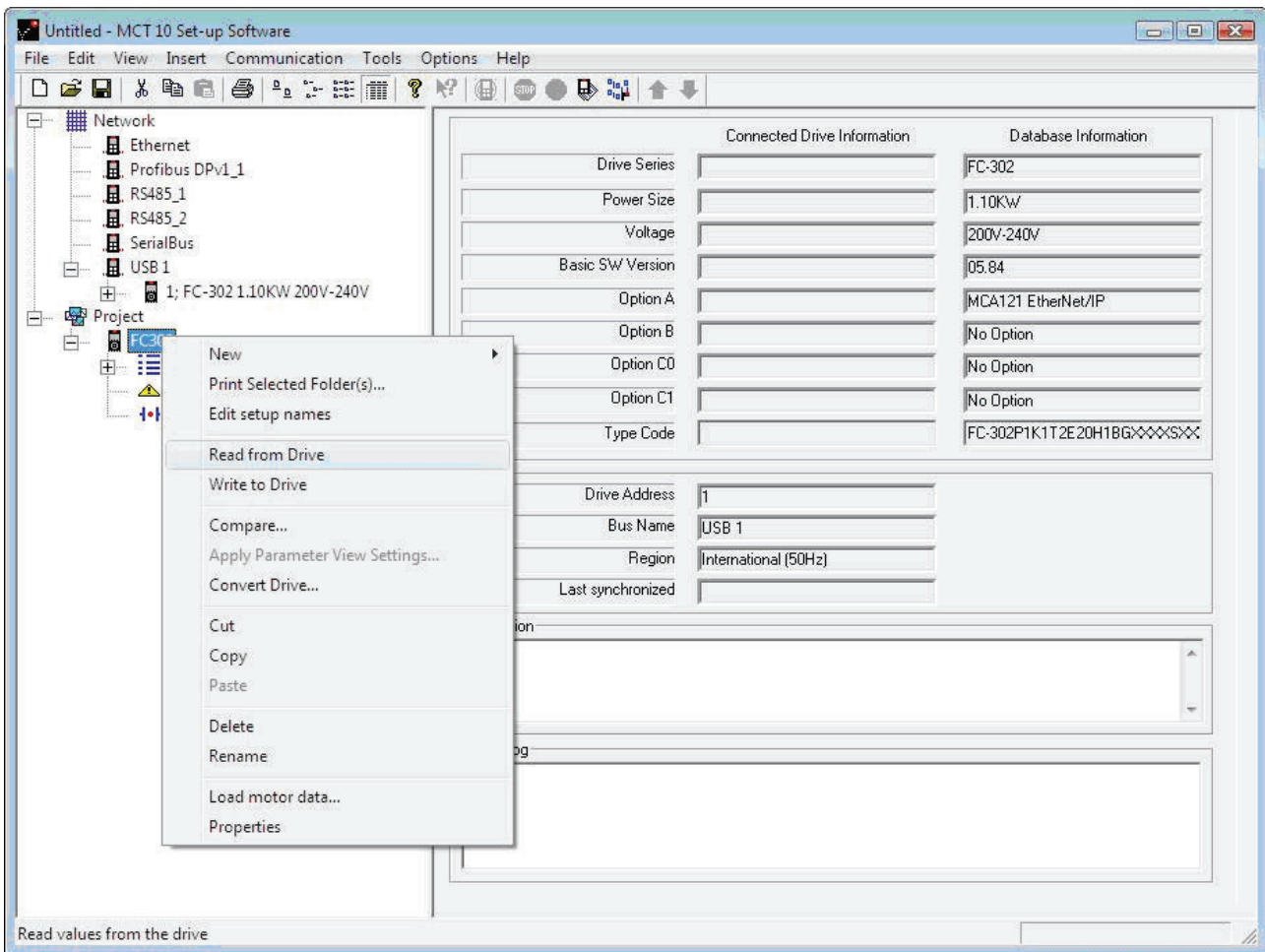
1330BT728.10

18.2.3 Convert Online to Online

Writing between two online frequency converters is done by copy and paste the appropriate number of set-ups similar the way writing between two offline frequency converters.

18.2.4 Convert Online to Offline

Writing from online to an offline frequency converter is done by right clicking on the offline frequency converter and chose to read from frequency converter. MCT 10 Set-up Software will recognize the difference and automatically applies a conversion table if a matching one is available in the database.



130BT729.10

Illustration 18.12

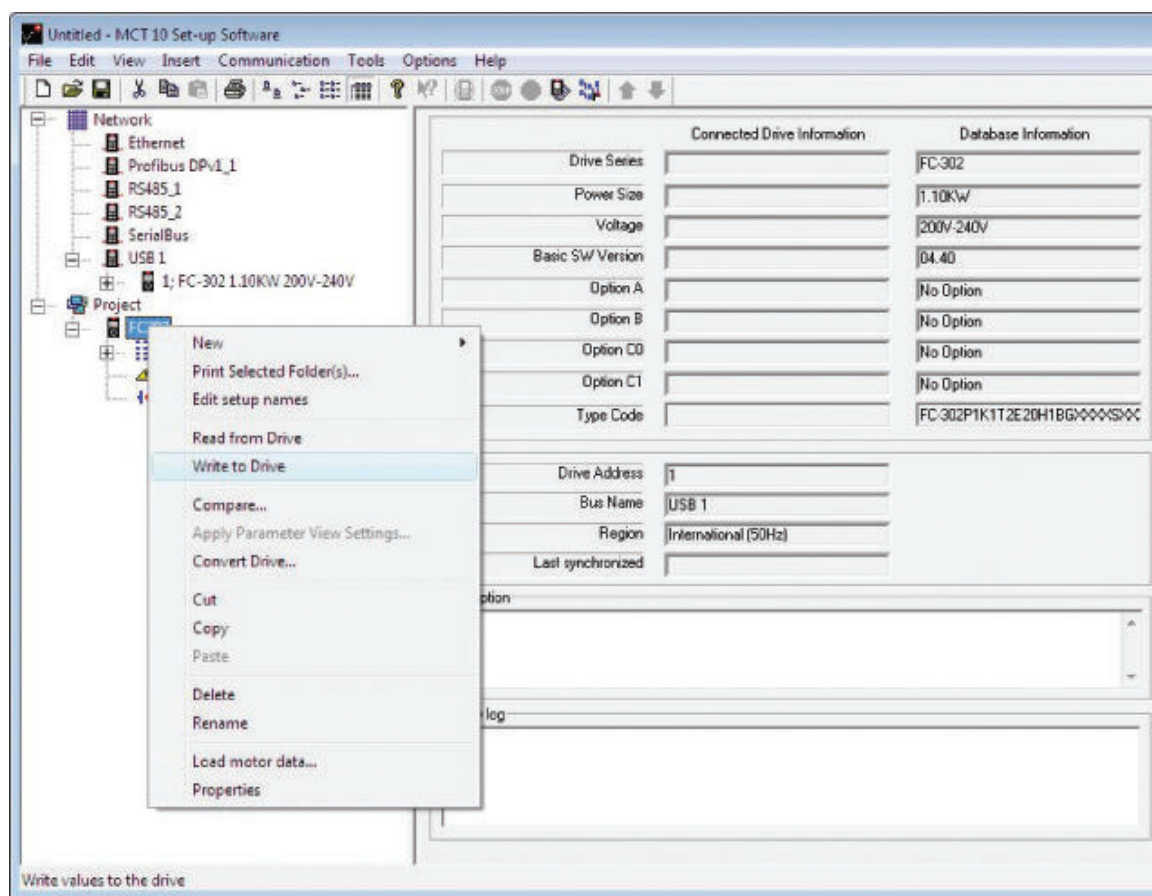
NOTE

Make sure the offline frequency converter connection properties corresponds with the online frequency converter.

Software will recognize the difference and automatically applies a conversion table if a matching one is available in the database.

18.2.5 Convert Offline to Online

Writing from offline to an online frequency converter is done by right clicking on the offline frequency converter and chose write to frequency converter. MCT 10 Set-up



130BT732.10

Illustration 18.13

NOTE

Make sure the offline frequency converter connection properties corresponds with the online frequency converter.

19 Functional Safety Configuration Plug-in

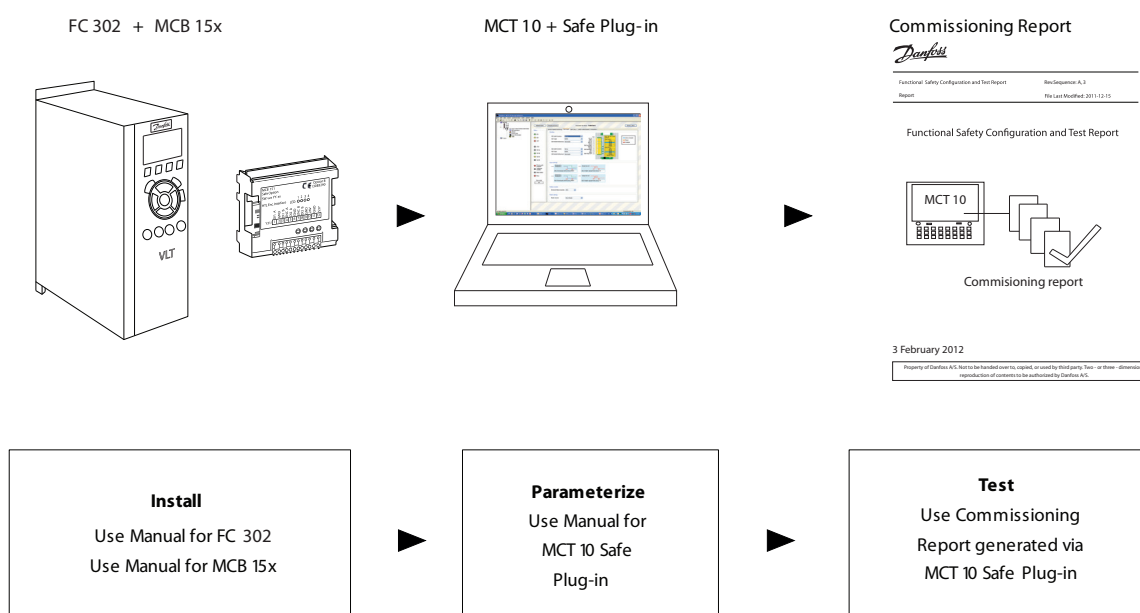
19.1 Introduction

The MCB 15x safety functions are defined in the Safety configuration Plug-in

- Configuration of the safety functions for safe motion; these will shut down the frequency converter in the event of an error
- Setting of

- limit values
- braking ramps for the safety functions
- monitoring of motion sequences

The manuals listed below contain important information about safety systems that must be used to mount and set up the speed monitoring safety functions of the MCB 15x module.



130BC961.10

Illustration 19.1 System Overview

Referenced literature

- VLT® AutomationDrive Operating Instructions, MG33A

MCB 15x Safe Option is supported from SW version 6.64. Previous versions are not supported. The following fieldbusses are supported by MCB 15x Safe plug-in:

- Serial Communication
 - RS232 to RS485
 - USB to RS485
- USB
- PROFIBUS DP.V1

The MCT 10 safe plug-in for the MCB15x safe option offers the following features

- Offline project planning and preparation for safety functions
- Commissioning of safety configurations
- Creating backups of safety configurations
- Safe Option diagnostics
- Monitoring active frequency converters for behaviour and error codes

19.2 Access

Access to the Safe Option is restricted with passwords. The password is requested every time the user commissions a new setup for the device.

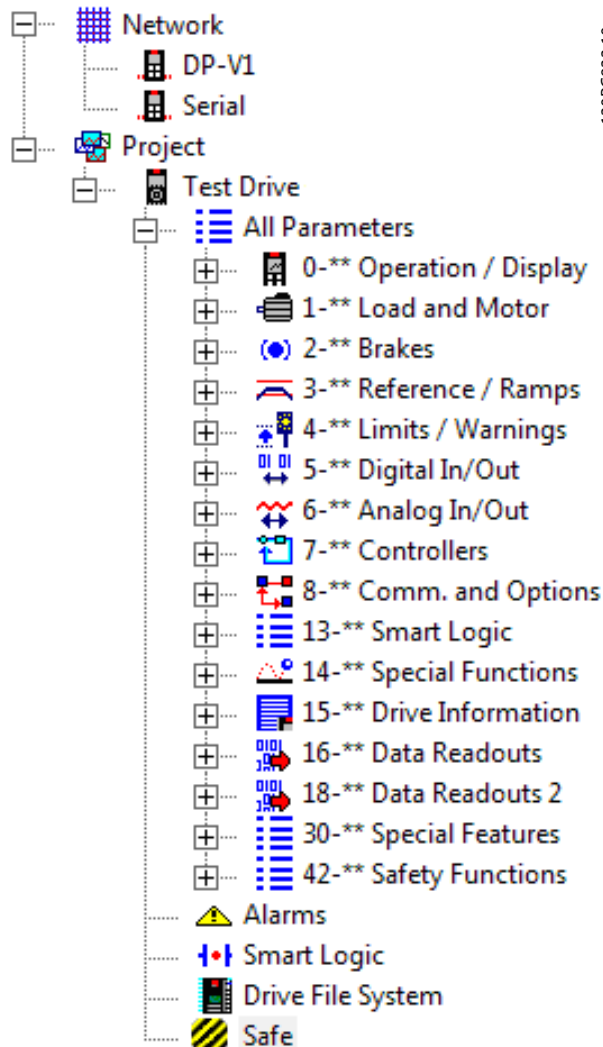


Illustration 19.2 The Safe Plug-In for MCB 15x (*Safe*) shown with Functional Safety Icon in Project Tree

To access the Safe plug-in for MCB 15x for the desired frequency converter, expand the frequency converter's Network or Project view, then expand the relevant frequency converter to display its contents. Press the Safe component title to display the Safe plug-in for MCB 15x plug-in interface in the right hand working area of MCT 10 application.

In case of multiple separate online or offline frequency converters, select the relevant frequency converter to monitor from the structure tree.

NOTE

The parameters that can be edited using the Safe plug-in for MCB 15x Safe Option are also included in the 42-** Safety Functions parameters group in the All Parameters group of the structure tree. These parameters can only be edited using the Safe plug-in for MCB 15x.

To review the P42 group in All Parameters view, expand the All Parameters group beneath the desired frequency converter and select the 42-** Safety Functions entity. The parameter grid is displayed on the right.

19.3 Safe Plug-In Interface

The layout of the plugin is divided into separate sections that are all described in more detail below.



Illustration 19.3 The Opening Tab of the Safe Plug-In for MCB 15x Plug-in Interface (Operating in Offline Mode).

The Safe plug-in for MCB 15x Safe Option features tooltips for all plug-in interface components. Briefly hovering the mouse cursor over any interface component will reveal a tooltip detailing the current option, LED or tab header. Refer to these tooltips for quick and easy help information.

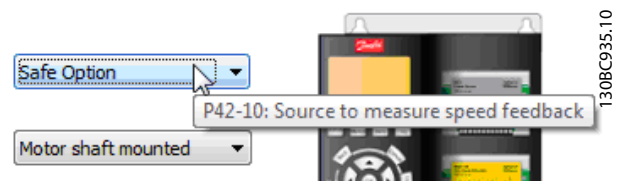


Illustration 19.4 Tooltip Example

19.3.1 Information and Administration Area

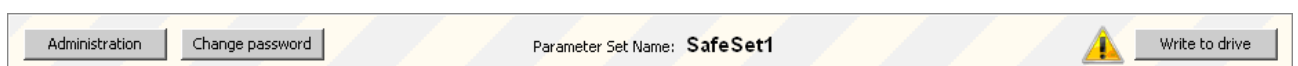


Illustration 19.5 Safe Plug-In for MCB15x Information and Administration Area

The information area at the top of the plug-in interface displays the current Safe plug-in for MCB 15x profile name and notifies the user of pending changes.

Depending on mode, further options are available in the information area.

- Offline mode: If a frequency converter is connected. Press *Write to drive* and upload the configuration to the MCB 15x
- Online mode: Two more buttons are present in the information area: Administration and Change password.

The notification icon is displayed whenever there are changes pending for the frequency converter that have not yet been written to the it. This icon is displayed whenever the user updates the configuration. The icon is removed from view only after a successful commissioning procedure.

19.3.2 LED Status Area

The left hand side of the **Safe plug-in for MCB 15x** Safe Option contains the **Status** pane. The Status pane contains informative LED status icons that help to monitor the functionality and status of the **Safe plug-in for MCB 15x** Safe Option configuration entities.

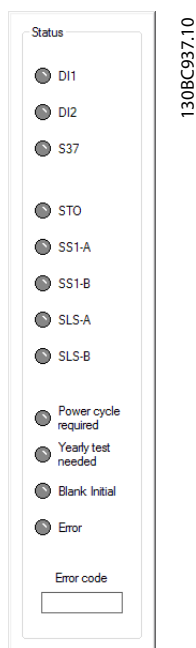


Illustration 19.6 LED Status Area

NOTE

The LED icons are active only when Safe plug-in for MCB 15x is accessed in online network mode. When working in offline project mode, the LEDs remain inactive (grey).

LED Status	Description
(green)	OK state – the options is enabled or active
(flashing green)	Pending state – the option is pending. This applies only to DI1 and DI2 LEDs
(yellow)	Active state – the option is active
(flashing red)	Warning state – the option has encountered a warning state
(red)	Error state – the option has encountered an error
(grey)	Off state – the option is either disabled, offline or inactive

Table 19.1 LED Status Information

DI1	Status of Digital Input 1
DI2	Status of Digital Input 2
S37	Status of S37 Safe Output for terminal T37 on the FC
STO	Status of Safe Torque Off
SS1-A	Status of Safe Stop 1 A
SS1-B	Status of Safe Stop 1 B
SLS-A	Status of Safe Limited Speed A
SLS-B	Status of Safe Limited Speed B
Power cycle required	This LED is highlighted when the device requires a power cycle
Input offline test	Digital inputs must be tested once a year. This is indicated by a warning
Blank initial	If the LED is highlighted, the Option is in a blank initial state, i.e. in factory settings. When writing to the Option for the first time, the user is requested to provide a new password
Error	The MCB 15x has detected an error. The specific error code is displayed in the error code display below the error LED. For more information regarding error codes, refer to 21.3.3 Device Error Codes

Table 19.2 Safe Option Status LEDs

19.3.3 Configuration Area

The configuration area contains dedicated sections/tabs for configuring the safety functions.

The tabs are sequenced so as to directly represent the order in which the settings should be configured.

The following sections detail the contents of the configuration tabs

- General Speed Monitoring
- Safe Input
- Safe Stop 1
- Safely Limited Speed

The last tab is *Parameters* that contains a table layout of all configuration options, intended for advanced users.

19.3.4 General Speed Monitoring

The general speed monitoring tab contains primary and general information regarding the encoder/proximity switch feedback setup details.




Illustration 19.7 General Speed Monitoring configuration tab.

The left side of the tab contains the following configuration options:

Option	Description
Measured speed source	This option defines the measured speed feedback source. The following options are available: <ul style="list-style-type: none"> • Safe plug-in for MCB 15x – the feedback source is Safe plug-in for MCB 15x • None – no feedback source is used • Factory default: [Safe plug-in for MCB 15x]
Mounting type	This option defines the frequency converter mounting type. The following options are available: <ul style="list-style-type: none"> • Gear mounted – the frequency converter is mounted using a gear system • Motor shaft mounted – the frequency converter is mounted directly to the application
Gear ratio	This option defines the ratio between motor shaft and the encoder speed. Range: 0.0001 and 32.0000 Factory default: 1.0000
MCB150 encoder resolution	This option defines the encoder resolution connected to the Safe plug-in for MCB 15x. Range: 1 and 4096 PPR for HTL and 1 and 10,000 PPR for TTL Factory default is 1024 PPR.
Encoder direction	This option provides the option to change the detected encoder rotation direction without altering the wiring to the encoder itself. The following options are available: <ul style="list-style-type: none"> • Clockwise – i.e. positive feedback when the encoder rotates clockwise • Counter clockwise – i.e. positive feedback when the encoder rotates counter clockwise Factory default: [Clockwise]
Feedback type	This option defines the feedback type. The following options are available: <ul style="list-style-type: none"> • With direction info – the feedback provides direction information, e.g. an encoder • Without direction info – the feedback does not provide direction information (proximity switch configuration) Factory default: [With direction info]
Feedback filter	This option defines the frequency used by the feedback filter for low resolution encoder or proximity switch. The filter is required to reduce the quantization noise from the connected encoder or proximity switch in the case of low resolution. Range : 0.01-200 Hz (off) Factory default: [200 Hz (off)]
Zero speed timer	This option allows the speed to be below 120 RPM when SLS is active before STO is engaged. Range: 0 and 10,000 s Factory default: [10].

Table 19.3 Options for General Speed Monitoring

19.3.5 Safe Input

The safe input configuration tab details the input channel, settings, failure reaction and reset functions that are mapped into the Safe Option.

General Speed Monitoring | **Safe Input** | Safe Stop 1 | Safely Limited Speed | Parameters

Function

DI1 Safe Function:

DI1 Type:

DI1 Restart behaviour:

DI2 Safe Function:

DI2 Type:

DI2 Restart behaviour:

Y31/	1
DI1 A	2
GND	3
DI1 B	4
ENC A	5
DI2 A	6
ENC nA/GND	7
ENC B	8
DI2 B	9
ENC nB/GND	10
24V	11
GND	12
Safe Stop S37	

MCB 15X Safe Option Option B

Digital input 1

- STO
- SSI-A
- SSI-B
- SLS-A
- SLS-B
- Disable

Digital input 2

- STO
- SSI-A
- SSI-B
- SLS-A
- SLS-B
- Disable
- Restart & ACK

- Active channel
- Reset
- Disabled

Input settings

Channel 1
Channel 2

DI1 Discrepancytime [ms] | 10

Channel 1/2

DI1 Stable signal time [ms] | 10

Channel 1
Channel 2

DI2 Discrepancytime [ms] | 10

Channel 1/2

DI2 Stable signal time [ms] | 10

Failure reaction

External failure reaction:

Reset settings

Reset source:

130BC940.10

Illustration 19.8 Safe Input configuration tab.

The safe input tab contains the following separated sections with the following configuration possibilities:

Function:

Option	Description
DI1 Safe Function	<p>This option defines the safe function used by DI1. The following options are available:</p> <ul style="list-style-type: none"> • STO – safe torque off is used as the safe function by DI1 • SS1-A – safe stop 1 A is used as the safe function by DI1 • SS1-B – safe stop 1 B is used as the safe function by DI1 • SLS-A – safe limited speed A is used as the safe function by DI1 • SLS-B – safe limited speed B is used as the safe function by DI1 • Disabled – the DI1 safe function is disabled <p>Factory default: [STO]</p>
DI1 Type	<p>This option defines the DI1 type used. The following options are available:</p> <ul style="list-style-type: none"> • NCNC – NCNC type is used • Antivalent – NO/NC (antivalent) type is used • NC – 1 NC input type is used. <p>Factory default: [NCNC]</p>
DI1 Restart behavior	<p>Restart of the Safe Option configured the DI1 restart behaviour. The following options are available:</p> <ul style="list-style-type: none"> • Manual – the restart is performed manually <p>Factory default: [Manual]</p>
DI2 Safe Function	<p>This option defines the safe function used by DI2. The following options are available:</p> <ul style="list-style-type: none"> • STO – safe torque off is used as the safe function by DI2 • SS1-A – safe stop 1 A is used as the safe function by DI2 • SS1-B – safe stop 1 B is used as the safe function by DI2 • SLS-A – safe limited speed A is used as the safe function by DI2 • SLS-B – safe limited speed B is used as the safe function by DI2 • Disabled – the DI2 safe function is disabled • Restart DI1 and Failure ACK – DI1 is restarted <p>Factory default: [STO]</p>
DI2 Type	<p>This option defines the DI2 type used. The following options are available:</p> <ul style="list-style-type: none"> • NCNC – NCNC type is used • Antivalent – NO/NC (antivalent) type is used • NC – 1 NC input type is used <p>Factory default: [NCNC]</p>
DI2 Restart behaviour	<p>This option defines the DI2 restart behaviour. The following options are available:</p> <ul style="list-style-type: none"> • Manual – the restart is performed manually • Automatic – the restart is performed automatically <p>Factory default: [Manual]</p>

Table 19.4 Options for Safe Input

Option	Description
DI1 Discrepancy time	This option defines the time for the DI1 signal discrepancy. Range: 0-5000 ms Factory default: 10 ms
DI1 Stable signal time	This option defines the time for the DI1 signal to become stable. Range: 0-5000 ms Factory default: 10 ms
DI2 Discrepancy time	This option defines the time for the DI2 signal discrepancy. Range: 0-5000 ms Factory default: 10 ms
DI2 Stable signal time	This option defines the time for the DI2 signal to become stable. Range: 0-5000 ms Factory default: 10 ms

Table 19.5 Options for Input settings

Option	Description
External failure reaction	This option defines the reaction that will be executed in the case of an external failure. The following options are available: <ul style="list-style-type: none"> • STO – STO is executed • SS1-A – SS1-A is executed • SS1-B – SS1-B is executed Factory default: [STO]

Table 19.6 Options for Failure reaction

Option	Description
Reset source	This option defines the source for the reset signal for Safe plug-in for MCB 15x. The following options are available: <ul style="list-style-type: none"> • Drive Reset – source is a frequency converter reset • Drive Safe Reset – source is a safe drive reset • Safe Option DI2_A – source is Safe Option DI2_A Factory default: [Drive Reset]

Table 19.7 Options for Reset Settings

19.3.6 Safe Stop 1

The safe stop configuration tab allows setting specific scenarios for safe stopping of the frequency converters using designated conditions.

General Speed Monitoring | Safe Input | **Safe Stop 1** | Safely Limited Speed | Parameters

SS1-A

Type:

Delay time: s

Ramp profile:

Δt : %

SS1-B

Type:

Delay time: s

Ramp profile:

Δt : %

1308C941..10

Illustration 19.9 Safe Stop 1 configuration tab.

The safe stopping tab contains the following separated sections with the following configuration possibilities:

Option	Description
Type	This option defines the type of the safe stopping configuration. The following options are available: <ul style="list-style-type: none"> • Delay – a delay is used to safely stop the frequency converter • Ramp– a ramp is used to safely stop the frequency converter Factory default: [Delay]
Type: Delay	The following configuration options are available when the type is set to Delay:
	Delay time This option defines the amount of time that is used by the SS1 delay function to ramp the speed down to 0 RPM. Range: 0.1-3600 s Factory default: 1 s
	Ramp profile This option defines the ramp profile setting. The following options are available: <ul style="list-style-type: none"> • Linear – a linear ramp is used for the delay • S-Ramp Const. Time – a constant time ramp is used to safely stop the frequency converter Factory default: [Linear]
	Delta time This option defines buffer time that is added to the delay time before activating STO. Range: 0-99%
	S-ramp ratio start This option is configurable only when S-Ramp Const. Time is selected as the Ramp profile. This option defines the proportion of the total ramp-down time where the deceleration torque increases. The greater the percentage value, the greater the jerk compensation achieved, and thus the lower the torque jerks in the application. Range: 1-50% Factory default: [50%]
S-ramp ratio end This option is configurable only when S-Ramp Const. Time is selected as the Ramp profile. This option defines the proportion of the total ramp-down time where the deceleration torque decreases. The greater the percentage value, the greater the jerk compensation achieved, and thus the lower the torque jerks in the application. Range: 1-50% Factory default: [50%]	
Type: Ramp	The following configuration options are available when the type is set to Ramp:
	Ramping setup This option defines the ramping setup used. The following options are available: <ul style="list-style-type: none"> • Slope – a sloping ramp is used • Time – a time ramp is used
	Deceleration rate This option is configurable only when Slope is selected for the Ramping set-up. This option defines the deceleration rate for the SS1 slope based ramp style. Range: 1-30.000 RPM/s Factory default: [1.500 RPM/s]
	Ramp time This option is configurable only when Time is selected for the Ramping setup. It defines the time after which Safe plug-in for MCB 15x will engage the STO.
	Delta V This option defines the tolerance between the calculated speed and the actual speed that Safe plug-in for MCB 15x allows. Range: 1-10.000 RPM Factory default: [120 RPM]
	Zero speed This option defines the speed at which Safe plug-in for MCB 15x engages STO. Range: 1-600 RPM The factory default: [10 RPM]

Table 19.8 Options for SS1-A

Option	Description
Type	This option defines the type of the safe stopping configuration. The following options are available: <ul style="list-style-type: none"> • Delay – a delay is used to safely stop the frequency converter • Ramp– a ramp is used to safely stop the frequency converter Factory default: [Delay]
Type: Delay	The following configuration options are available when the type is set to Delay:
	Delay time <p>This option defines the amount of time that is used by the SS1 delay function to ramp the speed down to 0 RPM. Range: 0.1-3600 s Factory default: [1 s]</p>
	Ramp profile <p>This option defines the ramp profile setting. The following options are available: <ul style="list-style-type: none"> • Linear – a linear ramp is used for the delay • S-Ramp Const. Time – a constant time ramp is used to safely stop the frequency converter Factory default: [Linear] </p>
	Delta time <p>This option defines buffer time that is added to the delay time before activating STO. Range: 0-99%</p>
	S-ramp ratio start <p>This option is configurable only when S-Ramp Const Time is selected as the Ramp profile. This option defines the proportion of the total ramp-down time where the deceleration torque increases. The greater the percentage value, the greater the jerk compensation achieved, and thus the lower the torque jerks in the application. Range: 1-50% Factory default: [50%]</p>
	S-ramp ratio end <p>This option is configurable only when S-Ramp Const Time is selected as the Ramp profile. This option defines the proportion of the total ramp-down time where the deceleration torque decreases. The greater the percentage value, the greater the jerk compensation achieved, and thus the lower the torque jerks in the application. Range: 1-50% Factory default: [50%]</p>
Type: Ramp	The following configuration options are available when the type is set to Ramp:
	Ramping setup <p>This option defines the ramping setup used. The following options are available: <ul style="list-style-type: none"> • Slope – a sloping ramp is used • Time – a time ramp is used </p>
	Deceleration rate <p>This option is configurable only when Slope is selected for the Ramping setup. This option defines the deceleration rate for the SS1 slope based ramp style. Range: 1-30.000 RPM/s Factory default: [1.500]</p>
	Ramp time <p>This option is configurable only when Time is selected for the Ramping setup. It defines the time after which Safe plug-in for MCB 15x engages the STO.</p>
	Delta V <p>This option defines the tolerance between the calculated speed and the actual speed that Safe plug-in for MCB 15x allows. Range: 1-10.000 RPM Factory default: [120 RPM]</p>
	Zero speed <p>This option defines the speed at which Safe plug-in for MCB 15x will engage STO. Range: 1-600 RPM Factory default: [10 RPM]</p>

Table 19.9 Options for SS1-B

19.3.7 Safely Limited Speed

The safely limited speed configuration tab allows setting specific scenarios for safe limited speeds of the frequency converters using designated conditions.

General Speed Monitoring | Safe Input | Safe Stop 1 | **Safely Limited Speed** | Parameters

SLS-A

SLS setup: SLS with ramp

Ramp Down Time: s

Cut off speed: RPM
Apply recommended value: 301 RPM.

Speed limit: RPM

Failsafe reaction: STO

SLS-B

SLS setup: SLS without ramp

Ramp Down Time: s

Cut off speed: RPM
Apply recommended value: 270 RPM.

Speed limit: RPM

Failsafe reaction: STO

130BC942.10

Illustration 19.10 Safely Limited Speed configuration tab.

The safely limited speed contains the following separated sections with the following configuration possibilities:

Option	Description
SLS setup	This option defines the type of the safe limited speed setup. The following options are available: <ul style="list-style-type: none"> • SLS without ramp – SLS is used without a ramp • SLS with ramp – SLS is used with ramp
Ramp Down Time	This option is configurable only when the SLS with ramp is selected in SLS setup. It defines the time ramp down time for start ramp. Range: 0.1-3.600 s Factory default: [1 s]
Cut off speed	This option defines the speed at which the Fail Safe Reaction is activated. This setting should equal the value of the Speed Limit parameter plus tolerance. Range: 1-10.000 RPM
Speed limit	This option defines the maximum allowed speed when the SLS function is engaged. This is a speed unit measured in RPM.
Failsafe reaction	This option defines the safety function that is engaged when the maximum speed is exceeded. The following options are available: <ul style="list-style-type: none"> • STO – safe torque off is used • SS1-A – safe stop 1-A is used • SS1-B – safe stop 1-B is used

Table 19.10 Options for SLS-A

Option	Description
SLS setup	This option defines the type of the safe limited speed setup. The following options are available: <ul style="list-style-type: none"> • SLS without ramp – SLS is used without a ramp • SLS with ramp – SLS is used with ramp
Ramp Down Time	This option is configurable only when the SLS with ramp is selected in SLS setup. It defines the time ramp down time for start ramp. Range: 0.1-3.600 s Factory default: [1 s]
Cut off speed	This option defines the speed at which the Fail Safe Reaction is activated. This setting should equal the value of the Speed Limit parameter plus tolerance. Range: 1-10.000 RPM
Speed limit	This option defines the maximum allowed speed when the SLS function is engaged. This is a speed unit measured in RPM.
Failsafe reaction	This option defines the safety function that is engaged when the maximum speed is exceeded. The following options are available: <ul style="list-style-type: none"> • STO – safe torque off is used • SS1-A – safe stop 1-A is used • SS1-B – safe stop 1-B is used

Table 19.11 Options for SLS-B

19.4 Configuration

The Safe Plug-In can be configured in online mode (PC connected to frequency converter) or in offline mode (no PC connected to frequency converter). In both cases, enter required values in the configuration dialogs to configure the Plug-In.

NOTE

Multiple value entry fields in the configuration tabs are accompanied by recommended value settings that appear below the text field.

The recommended values are generated dynamically based on the user input of related and dependent configuration options. Although the user can discard the recommended value suggestions, it is highly recommended to use the recommended values to ensure stable operation.

To apply a recommended value to a field, press the underlined *Apply* link as it appears below the desired field.

Offline Configuration

When configuring the MCB 15x Safe Option in an offline project mode, the configuration is stored in the project. After completing the configuration, connect to the PC and write to the frequency converter.

NOTE

The LED status icons are not active in offline mode.

Online Configuration

Changed settings within Safe plug-in for MCB 15x Safe Option are not applied before they are written to the device by pressing *Write to drive* in the upper right hand corner of the plug-in interface. Writing the values to the device always updates the entire device package and not just the changed values.

1. Connect the Safe Plug-in for MCB 15x to the frequency converter.
2. Press *Write to drive* to apply changed settings in the Safe Plug-in. Writing the values to the

frequency converter always updates the entire device package and not just the changed values.

NOTE

If the Safe plug-in for MCB 15x Safe Option interface is closed before the changes have been written to the frequency converter, the changes will be lost.

19.4.1 Dependencies

Multiple configurable safety parameters depend on other safety parameter values. The Safe plug-in for MCB 15x Safe Option features notification dialogs that inform the user of the possible consequences. It is then possible to verify the changes and either accept or discard the change.

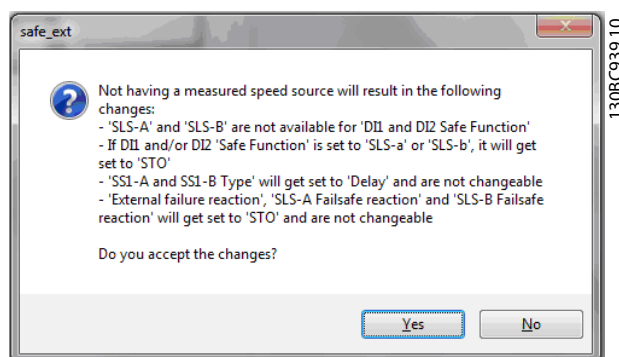


Illustration 19.11 Dependencies Confirmation Dialog.

When accepting the dependency dialog, both the change that caused the dependency dialog and all other configuration items listed in the dependency dialog are applied.

19.4.2 Advanced Configuration Parameters

In the configuration area, the parameters section is a table format value entry for all configuration settings intended for advanced users.

Parameters						
ID	Name	Setup	Min. value	Max. value	Factory setup	Unit
4240.0	Type	Delay			Delay	
4240.1	Type	Delay			Delay	
4241.0	Ramp Profile	Linear			Linear	
4241.1	Ramp Profile	Linear			Linear	
4242.0	Delay Time	1.0	0.1	3600.0	1.0	s
4242.1	Delay Time	1.0	0.1	3600.0	1.0	s
4243.0	Delta T	2	0	99	2	%
4243.1	Delta T	2	0	99	2	%
4244.0	Deceleration Rate	1500	1	30000	1500	/s
4244.1	Deceleration Rate	1500	1	30000	1500	/s
4245.0	Delta V	120	1	10000	120	RPM
4245.1	Delta V	120	1	10000	120	RPM
4246.0	Zero Speed	10	1	600	10	RPM
4246.1	Zero Speed	10	1	600	10	RPM
4247.0	Ramp Time	1.0	0.1	3600.0	1.0	s
4247.1	Ramp Time	1.0	0.1	3600.0	1.0	s
4248.0	S-ramp Ratio at Decel...	50	1	50	50	%
4248.1	S-ramp Ratio at Decel...	50	1	50	50	%
4249.0	S-ramp Ratio at Decel...	50	1	50	50	%
4249.1	S-ramp Ratio at Decel...	50	1	50	50	%
4250.0	Cut Off Speed	270	151	10000	270	RPM
4250.1	Cut Off Speed	270	151	10000	270	RPM
4251.0	Speed Limit	150	0	269	150	RPM
4251.1	Speed Limit	150	0	269	150	RPM
4252.0	Fail Safe Reaction	STO			STO	
4252.1	Fail Safe Reaction	STO			STO	
4253.0	Start Ramp	No			No	
4253.1	Start Ramp	No			No	
4254.0	Ramp Down Time	1.0	0.1	3600.0	1.0	s
4254.1	Ramp Down Time	1.0	0.1	3600.0	1.0	s

130BC943.10

Illustration 19.12 Parameters Configuration Tab

NOTE

Prepare complete list of all configuration items and their respective values before commissioning.

19.4.3 Parameter Lists

The following is a complete list of all parameters available to the user for configuration via Safe plug-in for MCB 15x.

Parameter	Description	Factory value
4210	Measured Speed Source – the source of the speed feedback.	Safe Option
4211	Encoder Resolution – the resolution of the encoder connected to the Safe plug-in for MCB 15x.	1024
4212	Encoder Direction – the direction of the encoder.	Clockwise
4213	Gear Ratio – the ratio between the motor speed and the encoder speed.	10.000
4214	Feedback Type – the feedback type.	With direction info
4215	Feedback Filter – the frequency of the feedback filter.	200.00

NOTE

Parameters ending with .0 are used for either SS1-A or SLS-A. The parameters ending with .1 are used for either SS1-b or SLS-B in the groups 42-4 and 42-5.

For group 42-2 .0, refer to DI1 and .1 to DI2.

Parameter	Description	Factory value
4218	Zero Speed Timer – the timer for the zero speed activation.	10
4220.0	Safe Function – the safe function selected.	STO
4220.1	Safe Function – the safe function selected.	STO
4221.0	Type – the type of the safe input.	NCNC
4221.1	Type – the type of the safe input.	NCNC
4222.0	Discrepancy Time – the time amount allowed for discrepancy.	10
4222.1	Discrepancy Time – the time amount allowed for discrepancy.	10
4223.0	Stable Signal Time – the time amount for a stable signal.	10
4223.1	Stable Signal Time – the time amount for a stable signal.	10
4224.0	Restart Behaviour – the behaviour for the restarting of Safe plug-in for MCB 15x, automatic or with user input.	Manual
4224.1	Restart Behaviour – the behaviour for the restarting of Safe plug-in for MCB 15x, automatic or with user input.	Manual
4230	External Failure Reaction – the safety function that is executed in case of an external failure.	STO
4231	Reset Source – the source for the reset signal.	Drive Reset
4233	Parameter Set Name – the title for the current Safe plug-in for MCB 15x configuration. The maximum length of the parameter set name is 8 symbols.	
4240.0	Type – type of the safe stop function.	Delay
4240.1	Type – type of the safe stop function.	Delay
4241.0	Ramp Profile – the ramp profile that is either defined by Safe plug-in for MCB 15x or within the drive itself.	Linear
4241.1	Ramp Profile – the ramp profile that is either defined by Safe plug-in for MCB 15x or within the drive itself.	Linear
4242.0	Delay Time – the amount of time used by the safe stop function to ramp the speed down to zero RPM.	1.0
4242.1	Delay Time – the amount of time used by the safe stop function to ramp the speed down to zero RPM.	1.0
4243.0	Delta T – the buffer time that is added to the delay time prior to activating STO.	2
4243.1	Delta T – the buffer time that is added to the delay time prior to activating STO.	2
4244.0	Deceleration Rate – the deceleration rate for the safe stop slope ramp type.	1500
4244.1	Deceleration Rate – the deceleration rate for the safe stop slope ramp type.	1500
4245.0	Delta V – the tolerance between the calculated and actual speeds allowed by Safe plug-in for MCB 15x.	120
4245.1	Delta V – the tolerance between the calculated and actual speeds allowed by Safe plug-in for MCB 15x.	120
4246.0	Zero Speed – the zero speed limit that Safe plug-in for MCB 15x will use to engage STO.	10
4246.1	Zero Speed – the zero speed limit that Safe plug-in for MCB 15x will use to engage STO.	10
4247.0	Ramp Time – the ramp time that Safe plug-in for MCB 15x will use to engage STO.	1.0
4247.1	Ramp Time – the ramp time that Safe plug-in for MCB 15x will use to engage STO.	1.0
4248.0	S-ramp Ratio at Deceleration Start – the proportion of the total ramp-down time wherein the deceleration torque increases. The greater the percentage value, the greater the jerk compensation achieved.	50
4248.1	S-ramp Ratio at Deceleration Start – the proportion of the total ramp-down time wherein the deceleration torque increases. The greater the percentage value, the greater the jerk compensation achieved.	50
4249.0	S-ramp Ratio at Deceleration End – the proportion of the total ramp-down time wherein the deceleration torque decreases. The greater the percentage value, the greater the jerk compensation achieved.	50
4249.1	S-ramp Ratio at Deceleration End – the proportion of the total ramp-down time wherein the deceleration torque decreases. The greater the percentage value, the greater the jerk compensation achieved.	50
4250.0	Cut Off Speed – the speed at which the Failsafe Reaction is engaged.	
4250.1	Cut Off Speed – the speed at which the Failsafe Reaction is engaged.	
4251.0	Speed Limit – the maximum speed allowed when the safe limited speed function is engaged.	

Parameter	Description	Factory value
4251.1	Speed Limit – the maximum speed allowed when the safe limited speed function is engaged.	
4252.0	Fail Safe Reaction – the safety function that is activated when the speed exceeds the limit set.	STO
4252.1	Fail Safe Reaction – the safety function that is activated when the speed exceeds the limit set.	STO
4253.0	Start Ramp – if the speed at the activation of safe limited speed is greater than the speed limit, the function either ramps down to the speed limit (Yes value) or activates the STO (No value.)	No
4253.1	Start Ramp – if the speed at the activation of safe limited speed is greater than the speed limit, the function either ramps down to the speed limit (Yes value) or activates the STO (No value.)	No
4254.0	Ramp Down Time – the ramp down time for starting the ramp.	1.0
4254.1	Ramp Down Time – the ramp down time for starting the ramp.	1.0

Table 19.12 Parameter List

19.5 Commissioning

1. Configure a Safe plug-in for MCB 15x.
2. Press *Write to drive* to upload to the frequency converter

The following status window will open:

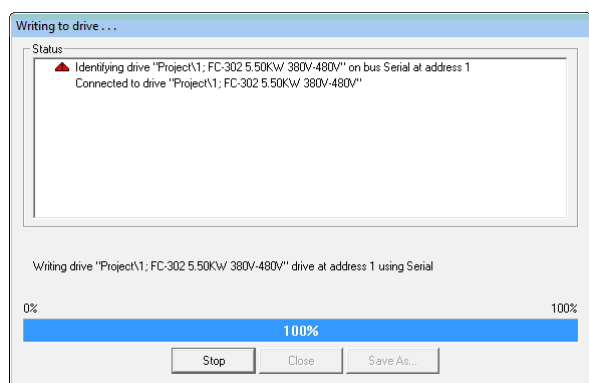


Illustration 19.13 Writing to Drive Progress Window

3. Enter the password, when the *Confirm password* dialog pops up (Default password : 12345678). For more information on changing password, refer to 19.6.3 *Change Password*

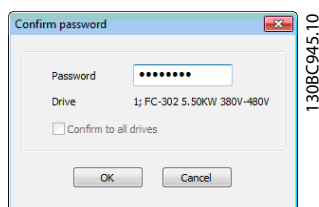


Illustration 19.14 Password Entry Dialog

4. Press *OK* to continue OR press *Cancel* to discard the process and perform a rollback.

NOTE

When writing to a device in blank state, the user is prompted to provide a new password for the device. Have the appropriate default password available at hand.

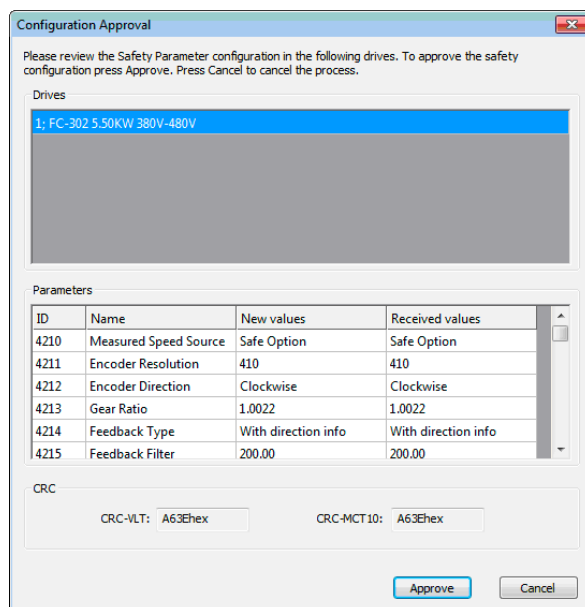


Illustration 19.15 Configuration Approval Dialog and Summary

Drives	The top section of the summary displays all frequency converters affected by the write procedure. In case of multiple frequency converters, press the frequency converter titles in the window to update <i>Parameters</i> and <i>CRC</i> below accordingly.
Parameters	This section details all the updated parameters that were written to the frequency converter.
ID	The parameter ID written.
Name	The name of the parameter written.
New values	The value of the parameter that was designated to be written to the frequency converter. This column must have the same value as <i>Received values</i> . If not, an error is displayed.
Received values	The value that was received from the frequency converter after the update procedure. This column must have the same value as <i>New values</i> . If not, an error is displayed.
CRC	This section displays the CRC values that were generated from the application side and the frequency converter side. These values must match. If not, an error is displayed.

Table 19.13

- When the Configuration approval pops up, review the included summary.
- Press *Approve* to confirm the changes and close the dialog window, OR press *Cancel* to discard the process and perform a rollback.

When the configuration has been approved, the commissioning report is generated and displayed.

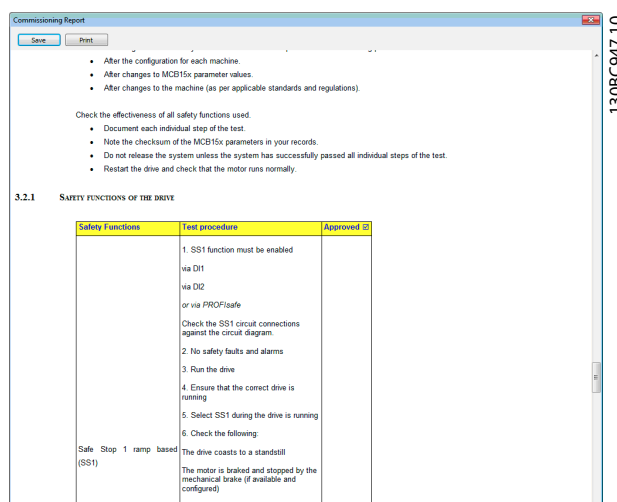


Illustration 19.16 Commission Report Review, Save and Print Dialog

- Press *Save* to save the commission report in Rich Text Format.
- Press *Print* to print the report.

- When the commissioning process is complete, press [Reset] on the frequency converter to reboot.

19.5.1 Commission Report

During the commission process, the commission report is generated based on a fixed template within the MCT10 application. The report contains all data written to the frequency converter.

The report is generated during the write to drive procedure and the data are gathered at the moment the report is generated. This report contains the functions that need to be tested, see more details in *MCB 15x Safety Option Operating Instructions, MG34W*.

The contents and structure of the commissioning report are as follows:

- General Introduction** – general information and details about the report itself.
- Commissioning Configuration** – details regarding the commissioned setup and parameter configurations.
- Commissioning Test** – specific testing scenarios for the current set-up. This section also contains CRC check procedure descriptions

19.6 Operation

The following describes how to use the diagnostics function, how to reset and how to change password

19.6.1 Diagnostics

Follow these instructions to access and use Diagnostics function:

- Open the Safe plug-in for MCB 15x plug-in interface in network online mode.
- Press *Administration* in the upper section of the interface. The following window will open:

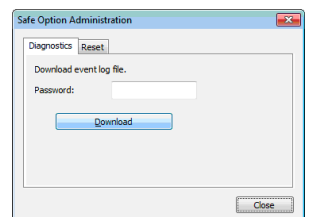


Illustration 19.17 Safe Plug-in for MCB 15x Administration Window

3. Enter the Safe plug-in for MCB 15x password configured for the frequency converter.
4. Press *Download* to download the Safe plug-in for MCB 15x event log.
5. Choose a location to save the log file. The log is presented in simple text file format.

19.6.2 Reset

Follow these instructions to access and use the Reset function:

NOTE

Resetting the device restores factory settings and erases any customized configuration on the device. To ensure rollback possibility, back up the contents of the device before resetting

1. Open the Safe plug-in for MCB 15x plug-in interface in network online mode.
2. Press *Administration* in the upper section of the interface.
3. Press the *Reset* tab header to open the Reset tab. The following window will open:

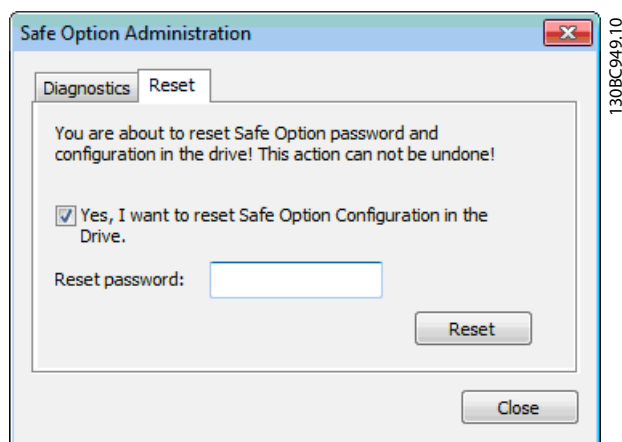


Illustration 19.18 Reset Password

4. Select the option **Yes, I want to reset Safe plug-in for MCB 15x Configuration** for the frequency converter to continue
5. Enter the master password configured for the frequency converter to continue.
6. Press *Reset* to reset the frequency converter password and configuration.
7. Press [Reset] on the frequency converter to reboot.

19.6.3 Change Password

When working with the Safe plug-in for MCB 15x plug-in in network online mode, *Change password* is displayed in the information area of the plug-in interface.

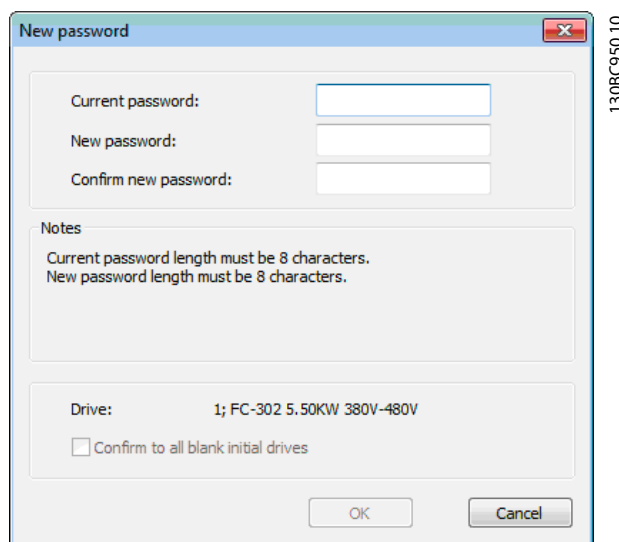


Illustration 19.19 Safe Plug-in for MCB 15x Password Changing Window

Follow these instructions to change the password:

1. Press *Change password*.
2. Enter the current password into the *Current password* field.
3. Enter the new desired password into the *New password* field.
4. Confirm the new desired password by entering it again into the *Confirm new password* field. The password length must be exactly 8 characters. The password is case sensitive.
5. If necessary, select the option *Confirm to all blank initial drives* to apply the new password to all new drives in the network.
6. Press *Cancel* to discard the procedure.

20 Customer Specific Initialisation Values - CSIV

Provides the functionality to download files containing Customer Specific Initialization Values, language files and LCP application wizard files to the frequency converter. CSIV files contain parameter sets that can be used to initialise the frequency converter to reduce the time for

commissioning. Files can only be flashed via the serial bus RS-485 with the frequency converter serial address configured to 1.

The features available are listed in *Table 20.1*

	View Drive Flash File System	Download CSIV Files	Delete CSIV Files	Download Language Files	Delete Language Files	Download application wizard files	Delete application wizard files
FC 51	N/A	N/A	N/A	N/A	N/A	N/A	N/A
FC 101	N/A	N/A	N/A	N/A	N/A	N/A	N/A
MCB 102	Yes	Yes	Yes	Yes	Yes	N/A	N/A
	Yes	Yes	Yes	Yes	Yes	N/A	N/A
FC 300	Yes	Yes	Yes	Yes	Yes	Yes*	Yes*
Derived versions of the FC series	Yes	Yes	Yes	Yes	Yes	N/A	N/A
AAF005	Yes	Yes	Yes	Yes	Yes	N/A	N/A

Table 20.1

* Only FC 302 from firmware version 6.6x.

The functionality is available as a plug-in named Drive File System and is accessible both from Network and Project nodes.

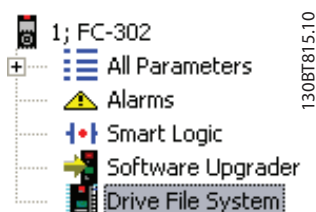


Illustration 20.1

From the Network node it is only possible to view the content in the Drive Flash File System. It requires a change of the frequency converter serial protocol *8-30 Protocol* to [1] FC MC. CSIV and language files can only be downloaded from the Project node.

20.1 Creating CSIV files

New CSIV files can be created by right clicking from the Drive File Manager right pane and choosing *New File->CSIV File*. An empty CSIV file is created and listed in the right

view with the default name starting from 1. Additionally existing CSIV files or language files can be imported to the list choosing *Import File* from the menu.

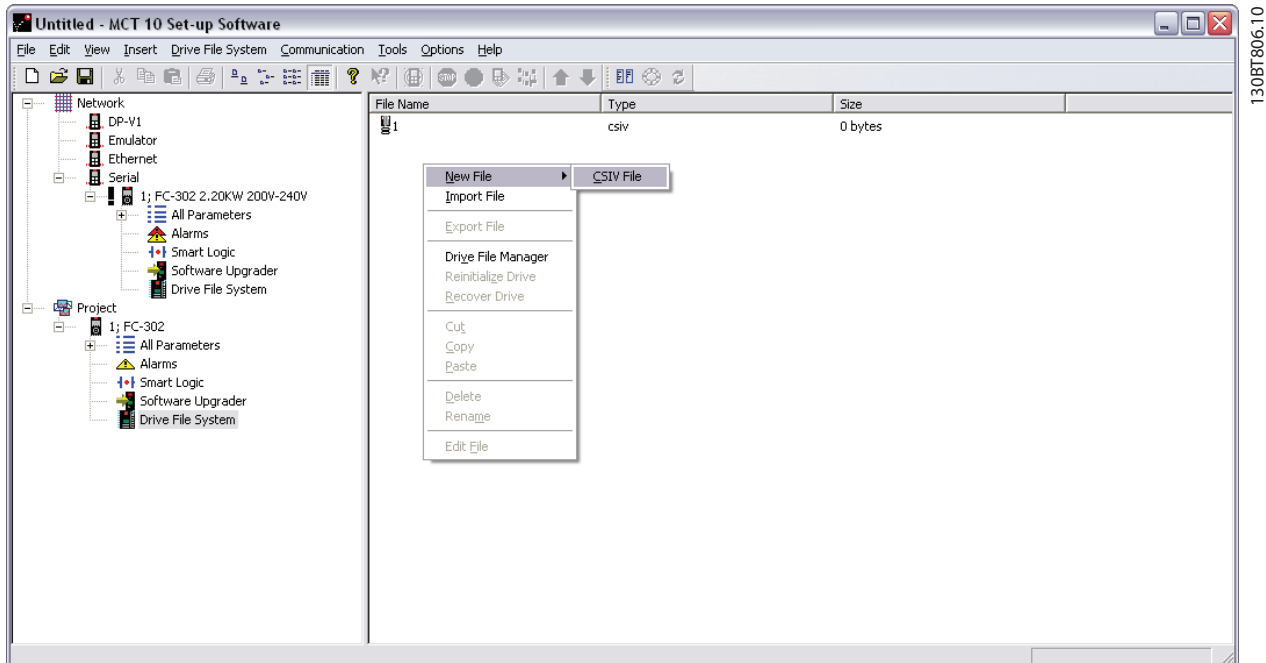


Illustration 20.2

CSIV files containing initialization values can be exported to a file selecting *Export File* from the menu. Traditionally from the file menu it is possible to *Cut*, *Copy*, *Paste*, *Delete* or *Rename* existing files from the list.

20.2 Configuring CSIV Files

The CSIV file can be configured in an editor double clicking on file from the list or by choosing *Edit File* from the menu.

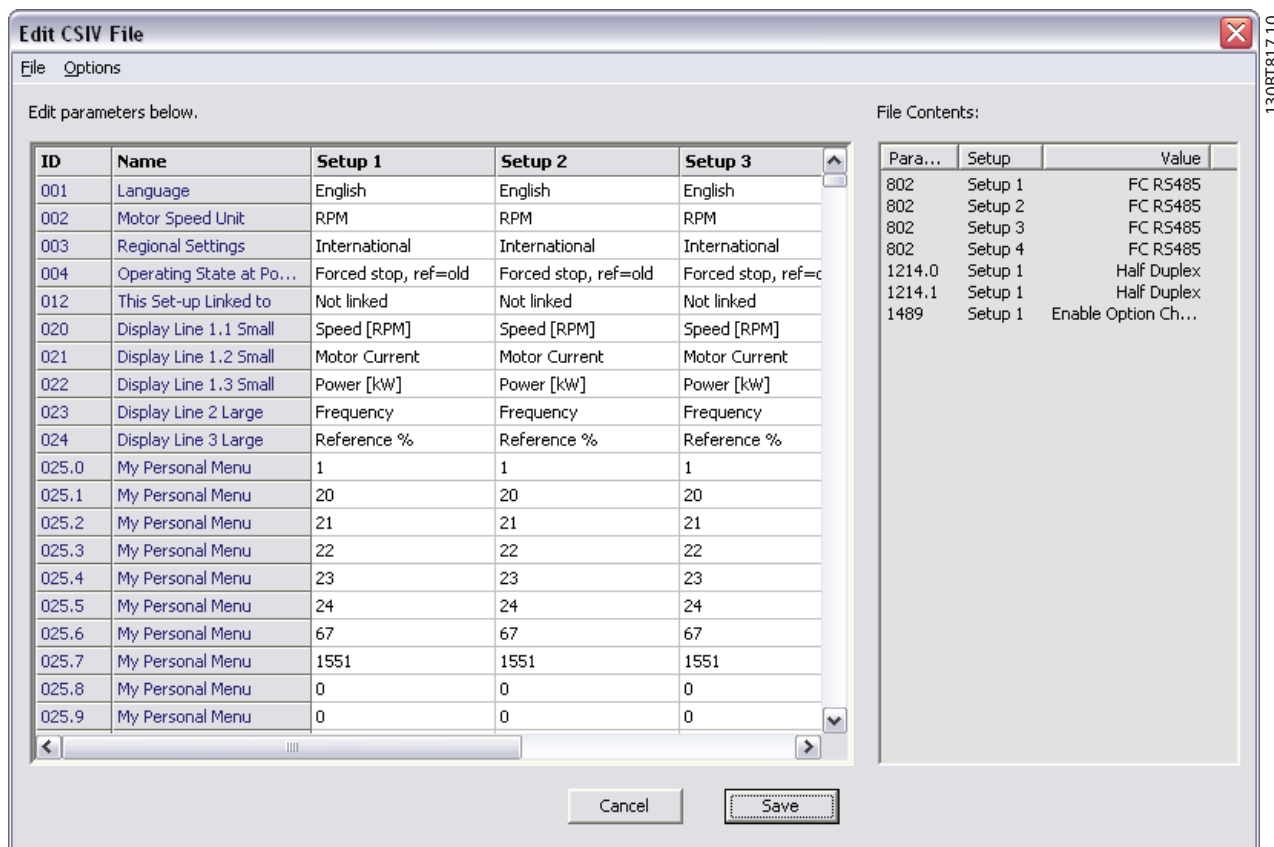


Illustration 20.3

Left view contains the parameter settings imported from the Project. Right view lists the actual CSIV file content.

The CSIV file content is auto generated based on the settings configured in the *File* menu.

Full Change set – builds up the CSIV file content based on the changes made by the user in the project including all the dependant parameters.

Minimal change set - builds up the CSIV file content based on changes made by the user only. Choosing this option the CSIV file will be independently from the frequency converter firmware version, except if one of the user configured parameters is not available.

The CSIV file editor additionally provides the feature to change the parameter settings similar the MCT 10 Set-up Software general parameter handling.

If the CSIV file content is wrong, it is possible to undo the changes made from the Options menu.

Revert parameters to project drive settings – applies the initialisation values to CSIV file contents corresponding to the original project.

Reset to default values - resets all parameters to Factory configuration and erases the CSIV file content.

Press *Save* to save the parameter settings from the File content to the CSIV file.

Press *Cancel* to discard all changes and close the CSIV editor.

As part of the CSIV content, the frequency converter information is also saved to the file. When opening the file in the CSIV editor a validation is made in order to check for compatibility.

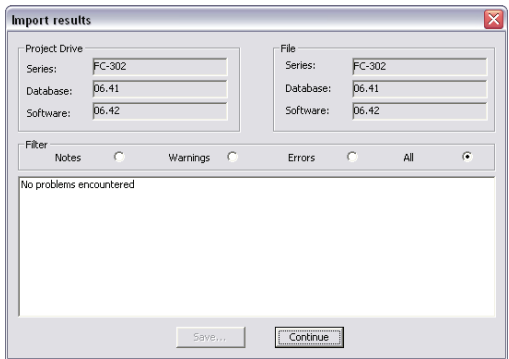


Illustration 20.4

When parameter settings have been saved to the file Open the second time - validation.

20.3 Drive File Manager

Files can be downloaded or existing ones erased in the frequency converter from the Drive File Manager available from the menu.

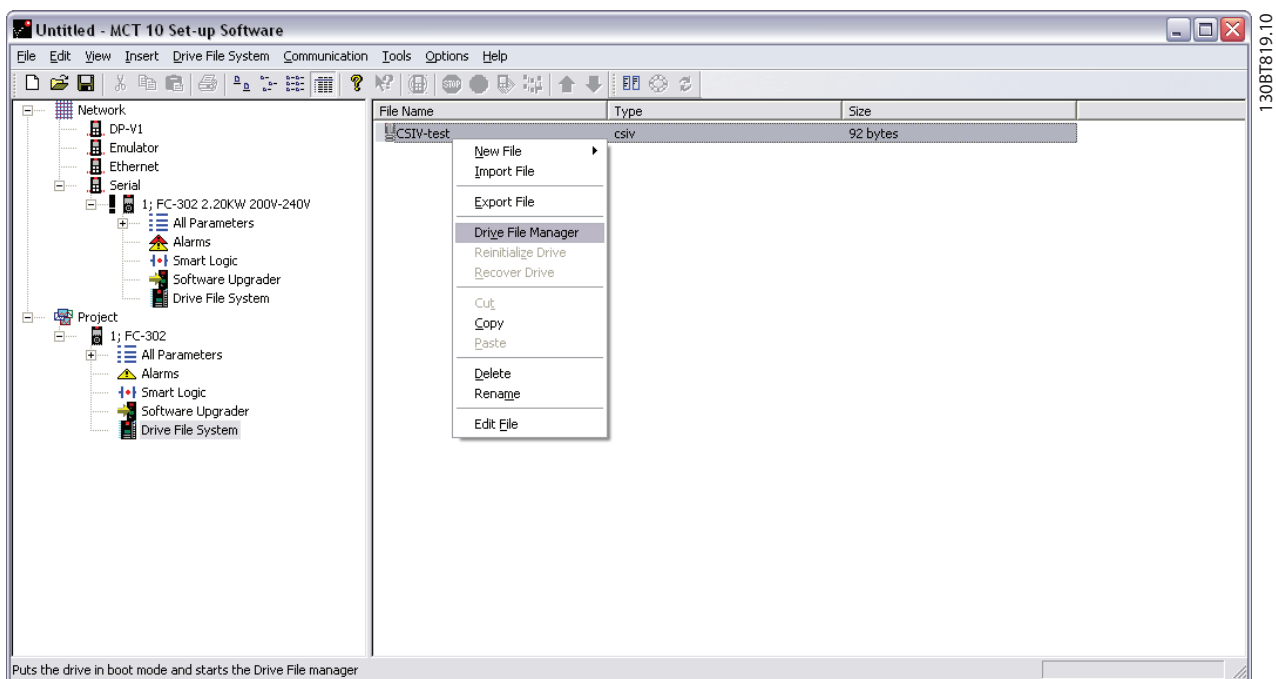


Illustration 20.5

The frequency converter will be set into service mode when opening the Drive File Manager. Please be aware if the connection is lost or the frequency converter is power cycled, the frequency converter will remain in service mode. It can be forced back to normal mode from the Software Upgrader plugin.

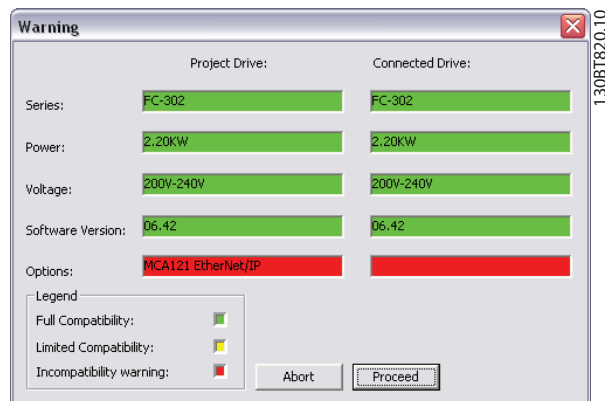


Illustration 20.6

The Drive File Manager is divided in a left pane named Project Drive and a right pane named Connected Drive.

Project Drive – lists the files in the project.

Connected Drive – lists the files present in the frequency converter flash file system.

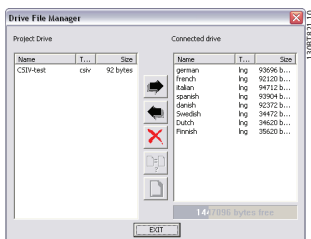


Illustration 20.7

Three buttons are located in the middle of the



Illustration 20.8

Right arrow transfers the file(s) from the project to the frequency converter Flash File System.



Illustration 20.9

Left pane transfers the file(s) from the frequency converter Flash File System to the project.



Illustration 20.10

Exit button closes the frequency converter File Manager and switches the frequency converter back to normal mode.

21 Troubleshooting

21

21.1 Save Error Dialog

When an error dialog appears on the screen MCT 10 Set-up Software has a facility for saving to a text file to record the error message for later reference, for example to obtain help from Support. Within the error dialog window, select the option Save As and you will be able to record the error message as a text file with free choice of file name and location.

For example, when scanning the network for frequency converters, an error dialog will appear showing the frequency converters not detected:

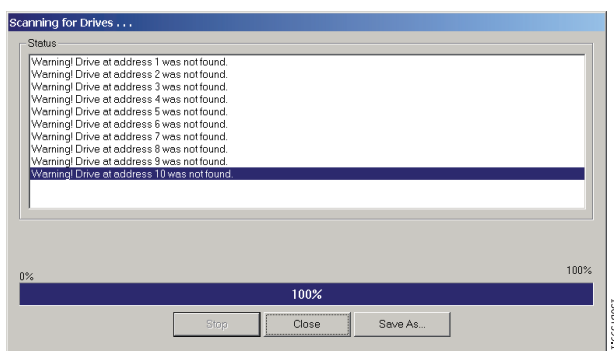


Illustration 21.1

Select Save As.. to store the error log and the following dialog will appear:

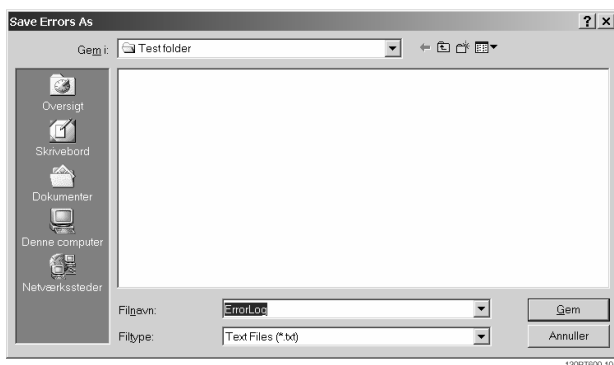


Illustration 21.2

21.2 Common Problems and Solutions

21.2.1 Changes Are Not Saved to PC

Checks that changes made in the Network folder have been copied over to the Project folder, and then saved to a directory on the users hard disk. Changes made in the Network folder are implemented in the field device only, and are not automatically saved to a PC.

21.2.2 Error Message Whilst Installing MCT 10 Set-up Software

Message such as "MCT 10 Set-up Software SET UP SOFTWARE ERROR OPENING FC DRIVER" This error may occur if there is a second PC program installed, using the same COM port of the PC. Such a program could be a PLC programming tool, Palm pilot driver or Cellular Phone driver etc. Investigate whether other programs use the same COM port. If this is the case make sure that the other PC tool does not lock or reserve the COM port.

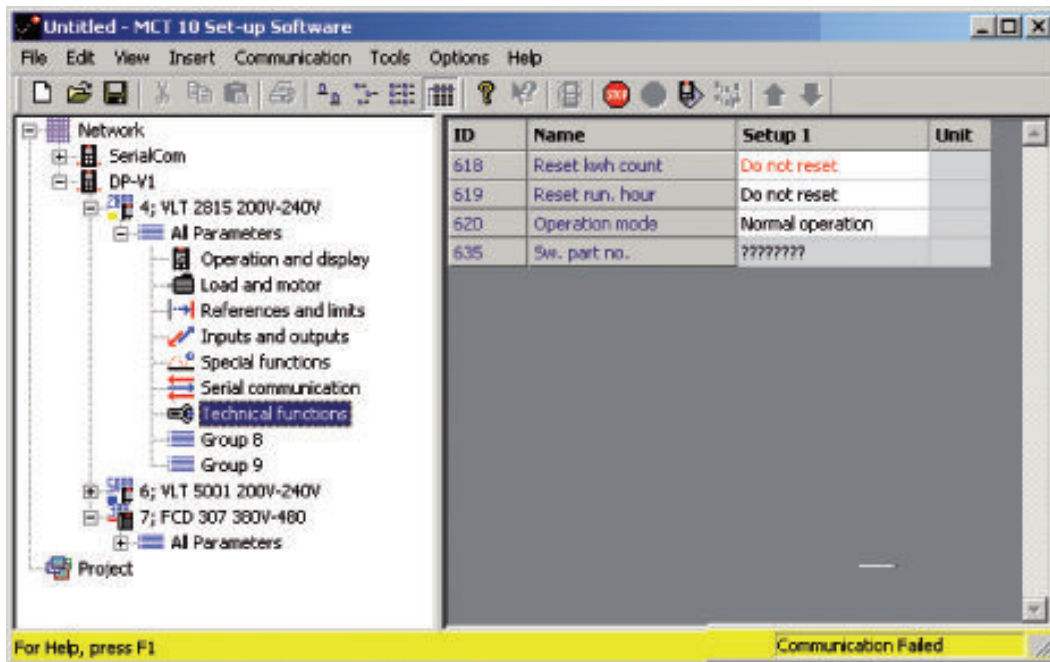
Error message whilst storing parameter settings and reading / writing via Profibus DP-V1 using the function Database readout from the Drive.

21.2.3 Error Message Communication Failed

The communications error comes and goes sporadically: This type of communications error typically occurs when cables are inadequately screened, in which case EMC noise can affect the communications. Check that the cables are installed according to the guidelines in the Operating Instructions for the frequency converter.

The communications error is permanent: This type of communications error is typically due to an error in network configuration. Check that the network configuration is in accordance with the frequency converter Operating Instructions guidelines.

The Communication Failed error message appears in the status bar as shown:



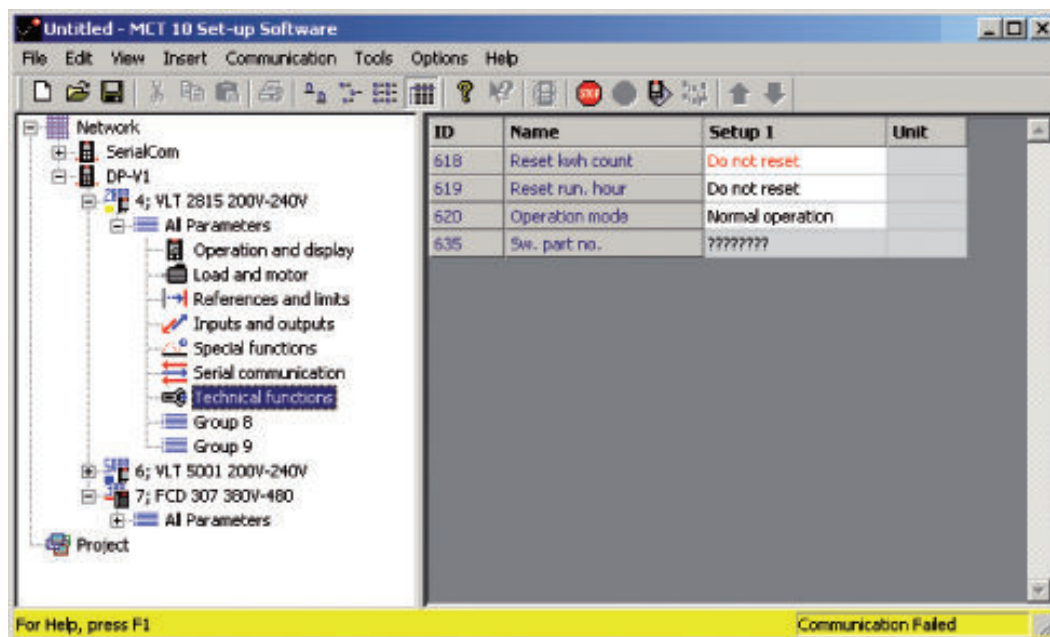
130BT601.11

Illustration 21.3

21.2.4 Communication Errors

If an erroneous/illegal action has been attempted, an error highlight will appear in the status bar at the bottom of the MCT 10 Set-up Software window.

When a communications error arises, the status bar at the bottom of the MCT 10 Set-up Software window will be highlighted and display a *Communications Failed* error message, as shown in the following example:



130BT602.11

Illustration 21.4

When no communications error has occurred the same window will appear as:

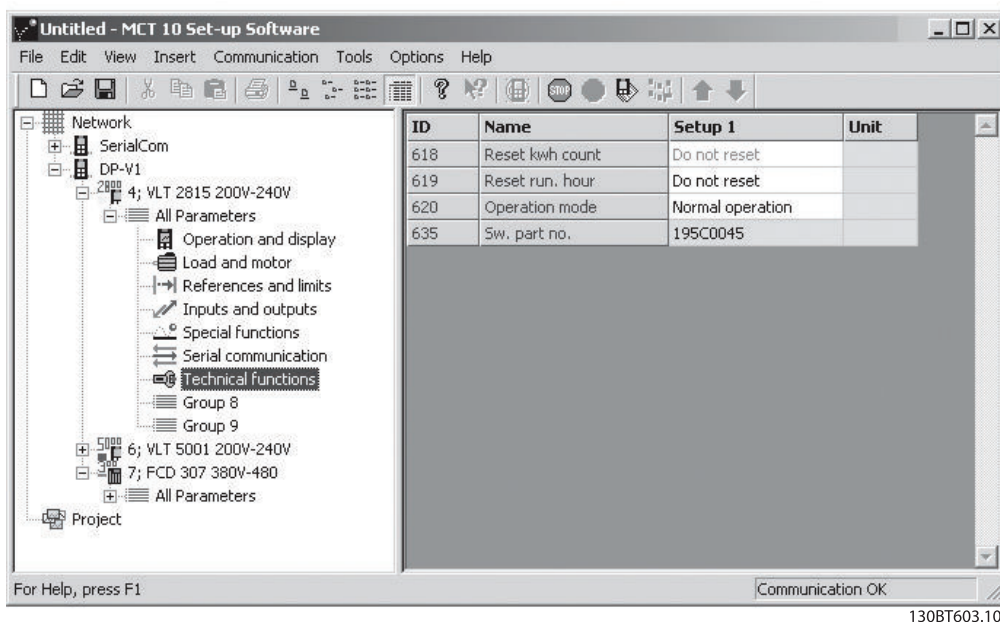


Illustration 21.5

Communications errors typically occur due to inadequate screening of cables, i.e. cable is not installed in accordance with installation instructions.

21.3 Safe Plug-In

This section contains common troubleshooting and known error descriptions.

21.3.1 Troubleshooting Communication Errors

During commission, the communication between MCT 10 Set-up Software and the frequency converter can fail. The user is notified of this failure via a message.

Confirm the status of the communication devices and the frequency converter as well as the status of the frequency converter to guarantee proper communication.

21.3.2 Troubleshooting CRC Errors

CRC errors can occur during the write to drive procedure. Should a CRC error occur, try to write to the frequency converter again.

When the CRC errors persist, verify the integrity of the devices and communication.

21.3.3 Device Error Codes

The following is a complete list of all error codes that can appear within the Safe plug-in for MCB15x plugin and their respective descriptions.

Error No.	Description	Led Indications				
		Reason	Action	LED1	LED 2	LED4
	Internal failure					Green Constant
1	Diagnostic in progress					Green Constant
67	Int Fail tolerance error exceeded: Reaction STO	<ul style="list-style-type: none"> Check that data for feedback (ppr., Type of feedback and gear ratio) are entered correctly Direction of feedback is wrong. Due to use of feedback filter the dynamic of the system does not match with dynamic of feedback filter (<i>42-15 Feedback Filter</i>). System is ramping too fast. Feedback signals are not received at all. No correction shielding of feedback cables. 	<ul style="list-style-type: none"> Make a re-customisation with correct data if needed Set <i>42-12 Encoder Direction</i> to the opposite value. Decrease ramping time on frequency converter Try to run the system at e.g. 60 RPM. If error nr. 99 now occurs, this is the reason. Improve shielding of feedback cables and motor cables. 	Status of LED 1 and LED2 depends on safety function state assigned to DI1 and DI2 respectively		Red Constant
68	Int fail Speed limit SS1a Ramp: Reaction STO	<ul style="list-style-type: none"> The value of ΔV is too small. For closed loop system it must often be larger than the recommended value. Due to use of feedback filter the dynamic of the system does not match with dynamic of feedback filter (<i>42-15 Feedback Filter</i>). Load change takes place during ramping. 	<ul style="list-style-type: none"> If running in closed loop, try to adjust PID setting and if needed increase SS1 ramping time. Try to increase <i>42-15 Feedback Filter</i>, but this might cause error nr. 67 to occur. Otherwise increase <i>42-45 Delta V</i>. 			Red Constant
69	Int fail Speed limit SS1b Ramp: Reaction STO	See 68	See 68			Red Constant

Table 21.1

Error No.	Description	Led Indications				
		Reason	Action	LED1	LED 2	LED4
	Internal failure					Green Constant
70	Int fail speed limit SLSa : Reaction STO	Happens during ramping to SLS limit, see 68. Happens during speed below SLS limit: <ul style="list-style-type: none"> If speed is above Cut Off speed at activation point and 42-53 Start Ramp is set to "No", this error occurs. Noise on the feedback signal (incl. quantisation noise) is larger than expected. Load change takes place, do as in above point) 	<ul style="list-style-type: none"> Change 42-53 Start Ramp to "Yes" and set 42-54 Ramp Down Time accordingly. Increase 42-50 Cut Off Speed or decrease 42-51 Speed Limit to get a larger tolerance 	Status of LED 1 and LED2 depends on safety function state assigned to DI1 and DI2 respectively		Red Constant
134	Int fail speed limit SLSa: Reaction SS1a	See 70	See 70			Red Constant
198	Int fail speed limit SLSa :Reaction SS1b	See 70	See 70			Red Constant
71	Int fail speed limit SLSb : Reaction STO	See 70	See 70			Red Constant
135	Int fail speed limit SLSb :Reaction SS1a	See 70	See 70			Red Constant
199	Int fail speed limit SLSb :Reaction SS1b	See 70	See 70			Red Constant
72	Int Fail Processor Failure: Reaction STO	<ul style="list-style-type: none"> The two processors on MCB 15x have different safety states. CPU 2 fails 	<ul style="list-style-type: none"> First power cycle the frequency converter or restart the MCB 15x by 42-90 Restart Safe Option. Secondly try to make a general reset of the MCB 15x with the "Administration" button (MCB 15x goes back to blank initial state) If the problem persists, contact Danfoss 			Red Constant

Table 21.2

Error No.	Description	Led Indications				
				LED1	LED 2	LED4
	Internal failure	Reason	Action	Status of LED 1 and LED2 depends on safety function state assigned to DI1 and DI2 respectively		Green Constant
73	Int Fail safe output switch1: Reaction STO	Diagnostic of safe output of CPU 1 fails.	<ul style="list-style-type: none"> First power cycle frequency converter or restart the MCB 15x by <i>42-90 Restart Safe Option</i>. If the problem persists, contact Danfoss 			Red Constant
74	Int Fail safe output switch2: Reaction STO	Diagnostic of safe output of CPU 2 fails.	<ul style="list-style-type: none"> First power cycle frequency converter or restart the option by <i>42-90 Restart Safe Option</i>. If the problem persists, contact Danfoss 			Red Constant
75	Int Fail DI2 in PUST: Reaction STO	<ul style="list-style-type: none"> Safety input connected to DI2 has illegal signal level. Sensor is broken 	<ul style="list-style-type: none"> Check that configuration of DI2 (<i>42-21 Type</i> sub index [1]) is set correctly or the connected sensor is installed according to specification. 			Red Constant
76	Int Fail DI1 in PUST: Reaction STO	<ul style="list-style-type: none"> Safety input connected to DI1 has illegal signal level. Sensor is broken 	<ul style="list-style-type: none"> Check that the configuration of DI1 (<i>42-21 Type</i> sub index [1]) is set correctly or the connected sensor is installed according to specification. 			Red Constant
77	Int Fail failsafe data CRC mismatch: Reaction STO	The CRC of the MCB 15x does not match the stored CRC value on the frequency converter.	Configure the MCB 15x with MCT 10 safe plug-in or by CRC select/LCP copy			Red Constant
78	Int Fail S1S2CommChannel: Reaction STO	The communication between CPU 1 and CPU 2 fails.	<ul style="list-style-type: none"> First power cycle frequency converter or restart the MCB 15x by <i>42-90 Restart Safe Option</i>. If the problem persists, contact Danfoss 			Red Constant
79	Int Fail No SPI comm: Reaction STO		Contact Danfoss			Red Constant

Table 21.3

Error No.	Description	Led Indications				
		Reason	Action	LED1	LED 2	LED4
	Internal failure					Green Constant
80	Int Fail No CAN comm: Reaction STO		Contact Danfoss			Red Constant
81	Int Fail under voltage Vuc1: Reaction STO	Voltage for CPU 1 is too low.	<ul style="list-style-type: none"> First power cycle frequency converter. If the problem persists, contact Danfoss 			Red Constant
82	Int Fail overvoltage Vuc1: Reaction STO	Voltage for CPU 1 is too high.	<ul style="list-style-type: none"> First power cycle frequency converter. If the problem persists, contact Danfoss 			Red Constant
83	Int Fail undervoltage 24 V IO: Reaction STO	Voltage for terminal 12 safe output is too low.	<ul style="list-style-type: none"> First power cycle frequency converter. If the problem persists, contact Danfoss 			Red Constant
84	Int Fail overvoltage 24v IO: Reaction STO	Voltage for terminal 12 safe output is too high.	<ul style="list-style-type: none"> First power cycle frequency converter. If the problem persists, contact Danfoss 	Status of LED 1 and LED2 depends on safety function state assigned to DI1 and DI2 respectively		Red Constant
85	Int Fail undervoltage Vuc2: Reaction STO	Voltage for CPU 2 (GPIO) is too low.	<ul style="list-style-type: none"> First power cycle frequency converter. If the problem persists, contact Danfoss 			Red Constant
86	Int Fail overvoltage Vuc2: Reaction STO	Voltage for CPU 2 (GPIO) is too high.	<ul style="list-style-type: none"> First power cycle frequency converter. If the problem persists, contact Danfoss 			Red Constant
87	Int Fail undervoltage int5v: Reaction STO	Voltage used for other circuits than CPU is too low.	<ul style="list-style-type: none"> First power cycle frequency converter. If the problem persists, contact Danfoss 			Red Constant

Table 21.4

Error No.	Description	Led Indications				
		Reason	Action	LED1	LED 2	LED4
	Internal failure					Green Constant
88	Int Fail overvoltage int5v: Reaction STO	Voltage used for other circuits than CPU is too high.	<ul style="list-style-type: none"> First power cycle frequency converter. If the problem persists, contact Danfoss 			Red Constant
89	Int Fail Memory Fail S2: Reaction STO	<ul style="list-style-type: none"> Data in EEPROM for CPU 2 is corrupted. The Flash memory fails. 	<ul style="list-style-type: none"> Try to perform a general reset of the MCB 15x with the "Administration" button. If the problem persists, contact Danfoss 			Red Constant
90	Int Fail Memory Fail S1: Reaction STO	<ul style="list-style-type: none"> Data in EEPROM for CPU 1 is corrupted. The Flash memory fails. 	<ul style="list-style-type: none"> Try to perform a general reset of the MCB 15x with the "Administration" button. If the problem persists, contact Danfoss 			Red Constant
91	Int Fail undervoltage Vuc2 PLL: Reaction STO	Voltage for CPU2 (PLL) s too low.	<ul style="list-style-type: none"> First power cycle frequency converter. If the problem persists, contact Danfoss 			Red Constant
92	Int Fail overvoltage Vuc2 PLL: Reaction STO	Voltage for CPU2 (PLL) is too high.	<ul style="list-style-type: none"> First power cycle frequency converter. If the problem persists, contact Danfoss 			Red Constant
93	Int Fail undervoltage Vuc2 Core: Reaction STO	Voltage for CPU2 (Core) s too low.	<ul style="list-style-type: none"> First power cycle frequency converter. If the problem persists, contact Danfoss 			Red Constant
94	Int Fail overvoltage Vuc2 Core: Reaction STO	Voltage for CPU2 (Core) is too high.	<ul style="list-style-type: none"> First power cycle frequency converter. If the problem persists, contact Danfoss 			Red Constant

Status of LED 1 and LED2 depends on safety function state assigned to DI1 and DI2 respectively

Table 21.5

Error No.	Description	Led Indications				
		Reason	Action	LED1	LED 2	LED4
	Internal failure					Green Constant
95	Int Fail undervoltage Vuc2 SDRAM: Reaction STO	Voltage for CPU2 (SDRAM) is too low.	<ul style="list-style-type: none"> First power cycle frequency converter. If the problem persists, contact Danfoss 	Status of LED 1 and LED2 depends on safety function state assigned to DI1 and DI2 respectively		Red Constant
96	Int Fail overvoltage Vuc2 SDRAM: Reaction STO	Voltage for CPU2 (SDRAM) is too high.	<ul style="list-style-type: none"> First power cycle frequency converter. If the problem persists, contact Danfoss 			Red Constant
97	Int Fail MOC Fail S1: Reaction STO		<ul style="list-style-type: none"> Contact Danfoss 			Red Constant
98	Int fail invalid customer file version	Version of customisation file of MCB 15x stored in EEPROM does not match the customisation file supported by the SW version of MCB 15x.	Do a new configuration with MCT 10 safe plug-in which supports the SW version of MCB 15x.			
99	Int Fail Feedback error	The connected feedback source does not give any signal.	Check to connection is done according to the specification or if the feedback source is broken.			Red
113	Ext Fail DI1 : Reaction STO	<ul style="list-style-type: none"> Safety input connected to DI1 has illegal signal level. Sensor is broken. 	Check that configuration of DI1 (42-21 Type sub index [0] is set correctly or the connected sensor is installed according to specification	Red Constant	Status depends on safety function state assigned to DI2	Red flashing, cycle (on 500 ms, off 500 ms)
177	Ext Fail DI1 :Reaction SS1a	See 113	See 113	Red Constant		Red flashing, cycle (on 500 ms, off 500 ms)
241	Ext Fail DI1 :Reaction SS1b	See 113	See 113	Red Constant		Red flashing, cycle (on 500 ms, off 500 ms)
114	Ext Fail DI2 : Reaction STO	<ul style="list-style-type: none"> Safety input connected to DI2 has illegal signal level. Sensor is broken 	Check that configuration of DI2 (42-21 Type sub index [1] is set correctly or the connected sensor is installed according to specification	Status depends on Safety function state assigned to DI1	Red Constant	Red flashing, cycle (on 500 ms, off 500 ms)

Error No.	Description	Led Indications				
				LED1	LED 2	LED4
178	Ext Fail DI2 :Reaction SS1a	See 114	See 114	Status depends on Safety function state assigned to DI1	Red Constant	Red flashing, cycle (on 500 ms, off 500 ms)
242	Ext Fail DI2 :Reaction SS1b	See 114	See 114	Status depends on Safety function state assigned to DI1	Red Constant	Red flashing, cycle (on 500 ms, off 500 ms)
115	Ext Fail Prec Thresh Timer Elapsed : Reaction STO	The frequency converter has been running below 120 RPM for more than the time entered in parameter <i>42-18 Zero Speed Timer</i> with safe function SLS active.	Increase speed to above 120 RPM.	Status of LED 1 and LED2 depends on Safety function state assigned to DI1 and DI2 respectively		Red flashing, cycle (on 500 ms, off 500 ms)
179	Ext Fail Prec Thresh Timer Elapsed :Reaction SS1a	See 115	See 115			Red flashing, cycle (on 500 ms, off 500 ms)
243	Ext Fail Prec Thresh Timer Elapsed :Reaction SS1b	See 115	See 115			Red flashing, cycle (on 500 ms, off 500 ms)
116	Ext Fail SF activation Speed Suspension : Reaction STO	The frequency converter has been running below 120 RPM for more that 1 year and a safety function that need speed feedback is activated.	Increase speed to above 120 RPM.			Red flashing, cycle (on 500 ms, off 500 ms)
180	Ext Fail SF activation Speed Suspension: Reaction SS1a	See 116	See 116			Red flashing, cycle (on 500 ms, off 500 ms)
244	Ext Fail SF activation Speed Suspension :Reaction SS1b	See 116	See 116			Red flashing, cycle (on 500 ms, off 500 ms)

Table 21.6



www.danfoss.com/drives

Danfoss can accept no responsibility for possible errors in catalogues, brochures and other printed material. Danfoss reserves the right to alter its products without notice. This also applies to products already on order provided that such alterations can be made without subsequential changes being necessary in specifications already agreed. All trademarks in this material are property of the respective companies. Danfoss and the Danfoss logotype are trademarks of Danfoss A/S. All rights reserved.



Below is a list of articles with direct links to our shop Electric Automation Network where you can see:

- Quote per purchase volume in real time.
- Online documentation and datasheets of all products.
- Estimated delivery time enquiry in real time.
- Logistics systems for the shipment of materials almost anywhere in the world.
- Purchasing management, order record and tracking of shipments.

To access the product, [click on the green button.](#)

Product	Code	Reference	Product link
VLT® Motion Ctrl Tool MCT 10,1 lic.	130B1000		Buy on EAN
VLT® AutomationDrive FC 300 0.37 KW / 0.50 HP, 380 - 500 VAC, IP20 / Chassis, RFI Class A1/B (C1), No brake chopper Further options according to typecode	131B0033		Buy on EAN
VLT® AutomationDrive FC 300 0.55 KW / 0.75 HP, 380 - 500 VAC, IP20 / Chassis, RFI Class A1/B (C1), No brake chopper Further options according to typecode	131B0034		Buy on EAN
VLT® AutomationDrive FC 300 0.75 KW / 1.0 HP, 380 - 500 VAC, IP20 / Chassis, RFI Class A1/B (C1), No brake chopper Further options according to typecode	131B0035		Buy on EAN
VLT® AutomationDrive FC 300 1.5 KW / 2.0 HP, 380 - 500 VAC, IP20 / Chassis, RFI Class A1/B (C1), No brake chopper Further options according to typecode	131B0037		Buy on EAN
VLT® AutomationDrive FC 300 2.2 KW / 3.0 HP, 380 - 500 VAC, IP20 / Chassis, RFI Class A1/B (C1), No brake chopper Further options according to typecode	131B0038		Buy on EAN
VLT® AutomationDrive FC 300 3.0 KW / 4.0 HP, 380 - 500 VAC, IP20 / Chassis, RFI Class A1/B (C1), No brake chopper Further options according to typecode	131B0039		Buy on EAN
VLT® AutomationDrive FC 300 4.0 KW / 5.5 HP, 380 - 500 VAC, IP20 / Chassis, RFI Class A1/B (C1), No brake chopper Further options according to typecode	131B0040		Buy on EAN
VLT® AutomationDrive FC 300 5.5 KW / 7.5 HP, 380 - 500 VAC, IP20 / Chassis, RFI Class A1/B (C1), No brake chopper Further options according to typecode	131B0041		Buy on EAN
VLT® AutomationDrive FC 300 7.5 KW / 10 HP, 380 - 500 VAC, IP20 / Chassis, RFI Class A1/B (C1), No brake chopper Further options according to typecode	131B0042		Buy on EAN

VLT® AutomationDrive FC 300 0.55 KW / 0.75 HP, 380 - 500 VAC, IP20 / Chassis, RFI Class A1/B (C1), Brake chopper Further options according to typecode	131B0044	Buy on EAN
VLT® AutomationDrive FC 300 0.75 KW / 1.0 HP, 380 - 500 VAC, IP20 / Chassis, RFI Class A1/B (C1), Brake chopper Further options according to typecode	131B0045	Buy on EAN
VLT® AutomationDrive FC 300 1.1 KW / 1.5 HP, 380 - 500 VAC, IP20 / Chassis, RFI Class A1/B (C1), Brake chopper Further options according to typecode	131B0046	Buy on EAN
VLT® AutomationDrive FC 300 1.5 KW / 2.0 HP, 380 - 500 VAC, IP20 / Chassis, RFI Class A1/B (C1), Brake chopper Further options according to typecode	131B0047	Buy on EAN
VLT® AutomationDrive FC 300 2.2 KW / 3.0 HP, 380 - 500 VAC, IP20 / Chassis, RFI Class A1/B (C1), Brake chopper Further options according to typecode	131B0048	Buy on EAN
VLT® AutomationDrive FC 300 3.0 KW / 4.0 HP, 380 - 500 VAC, IP20 / Chassis, RFI Class A1/B (C1), Brake chopper Further options according to typecode	131B0049	Buy on EAN
VLT® AutomationDrive FC 300 4.0 KW / 5.5 HP, 380 - 500 VAC, IP20 / Chassis, RFI Class A1/B (C1), Brake chopper Further options according to typecode	131B0050	Buy on EAN
VLT® AutomationDrive FC 300 5.5 KW / 7.5 HP, 380 - 500 VAC, IP20 / Chassis, RFI Class A1/B (C1), Brake chopper Further options according to typecode	131B0051	Buy on EAN
VLT® AutomationDrive FC 300 7.5 KW / 10 HP, 380 - 500 VAC, IP20 / Chassis, RFI Class A1/B (C1), Brake chopper Further options according to typecode	131B0052	Buy on EAN
VLT® AutomationDrive FC 300 1.1 KW / 1.5 HP, 380 - 500 VAC, IP20 / Chassis, RFI Class A1/B (C1), Brake chopper Further options according to typecode	131B0056	Buy on EAN
VLT® AutomationDrive FC 300 1.5 KW / 2.0 HP, 380 - 500 VAC, IP20 / Chassis, RFI Class A1/B (C1), Brake chopper Further options according to typecode	131B0057	Buy on EAN
VLT® AutomationDrive FC 300 2.2 KW / 3.0 HP, 380 - 500 VAC, IP20 / Chassis, RFI Class A1/B (C1), Brake chopper Further options according to typecode	131B0058	Buy on EAN
VLT® AutomationDrive FC 300 3.0 KW / 4.0 HP, 380 - 500 VAC, IP20 / Chassis, RFI Class A1/B (C1), Brake chopper Further options according to typecode	131B0059	Buy on EAN
VLT® AutomationDrive FC 300 4.0 KW / 5.5 HP, 380 - 500 VAC, IP20 / Chassis, RFI Class A1/B (C1), Brake chopper Further options according to typecode	131B0060	Buy on EAN
VLT® AutomationDrive FC 300 7.5 KW / 10 HP, 380 - 500 VAC, IP20 / Chassis, RFI Class A1/B (C1), Brake chopper Further options according to typecode	131B0062	Buy on EAN
VLT® AutomationDrive FC 300 0.37 KW / 0.50 HP, 380 - 500 VAC, IP20 / Chassis, RFI Class A2 (C3), Brake chopper Further options according to typecode	131B0063	Buy on EAN
VLT® AutomationDrive FC 300 0.55 KW / 0.75 HP, 380 - 500 VAC, IP20 / Chassis, RFI Class A2 (C3), Brake chopper Further options according to typecode	131B0064	Buy on EAN

VLT® AutomationDrive FC 300 0.75 KW / 1.0 HP, 380 - 500 VAC, IP20 / Chassis, RFI Class A2 (C3), Brake chopper Further options according to typecode	131B0065	Buy on EAN
VLT® AutomationDrive FC 300 1.1 KW / 1.5 HP, 380 - 500 VAC, IP20 / Chassis, RFI Class A2 (C3), Brake chopper Further options according to typecode	131B0066	Buy on EAN
VLT® AutomationDrive FC 300 1.5 KW / 2.0 HP, 380 - 500 VAC, IP20 / Chassis, RFI Class A2 (C3), Brake chopper Further options according to typecode	131B0067	Buy on EAN
VLT® AutomationDrive FC 300 2.2 KW / 3.0 HP, 380 - 500 VAC, IP20 / Chassis, RFI Class A2 (C3), Brake chopper Further options according to typecode	131B0068	Buy on EAN
VLT® AutomationDrive FC 300 3.0 KW / 4.0 HP, 380 - 500 VAC, IP20 / Chassis, RFI Class A2 (C3), Brake chopper Further options according to typecode	131B0069	Buy on EAN
VLT® AutomationDrive FC 300 4.0 KW / 5.5 HP, 380 - 500 VAC, IP20 / Chassis, RFI Class A2 (C3), Brake chopper Further options according to typecode	131B0070	Buy on EAN
VLT® AutomationDrive FC 300 5.5 KW / 7.5 HP, 380 - 500 VAC, IP20 / Chassis, RFI Class A2 (C3), Brake chopper Further options according to typecode	131B0071	Buy on EAN
VLT® AutomationDrive FC 300 7.5 KW / 10 HP, 380 - 500 VAC, IP20 / Chassis, RFI Class A2 (C3), Brake chopper Further options according to typecode	131B0072	Buy on EAN
VLT® AutomationDrive FC 300 0.37 KW / 0.50 HP, 380 - 500 VAC, IP20 / Chassis, RFI Class A2 (C3), No brake chopper Further options according to typecode	131B0073	Buy on EAN
VLT® AutomationDrive FC 300 0.55 KW / 0.75 HP, 380 - 500 VAC, IP20 / Chassis, RFI Class A2 (C3), No brake chopper Further options according to typecode	131B0074	Buy on EAN
VLT® AutomationDrive FC 300 0.75 KW / 1.0 HP, 380 - 500 VAC, IP20 / Chassis, RFI Class A2 (C3), No brake chopper Further options according to typecode	131B0075	Buy on EAN
VLT® AutomationDrive FC 300 1.1 KW / 1.5 HP, 380 - 500 VAC, IP20 / Chassis, RFI Class A2 (C3), No brake chopper Further options according to typecode	131B0076	Buy on EAN
VLT® AutomationDrive FC 300 1.5 KW / 2.0 HP, 380 - 500 VAC, IP20 / Chassis, RFI Class A2 (C3), No brake chopper Further options according to typecode	131B0077	Buy on EAN
VLT® AutomationDrive FC 300 2.2 KW / 3.0 HP, 380 - 500 VAC, IP20 / Chassis, RFI Class A2 (C3), No brake chopper Further options according to typecode	131B0078	Buy on EAN
VLT® AutomationDrive FC 300 3.0 KW / 4.0 HP, 380 - 500 VAC, IP20 / Chassis, RFI Class A2 (C3), No brake chopper Further options according to typecode	131B0079	Buy on EAN
VLT® AutomationDrive FC 300 4.0 KW / 5.5 HP, 380 - 500 VAC, IP20 / Chassis, RFI Class A2 (C3), No brake chopper Further options according to typecode	131B0080	Buy on EAN
VLT® AutomationDrive FC 300 5.5 KW / 7.5 HP, 380 - 500 VAC, IP20 / Chassis, RFI Class A2 (C3), No brake chopper Further options according to typecode	131B0081	Buy on EAN

VLT® AutomationDrive FC 300 7.5 KW / 10 HP, 380 - 500 VAC, IP20 / Chassis, RFI Class A2 (C3), No brake chopper Further options according to typecode	131B0082	Buy on EAN
VLT® AutomationDrive FC 300 0.37 KW / 0.50 HP, 380 - 500 VAC, IP20 / Chassis, RFI Class A1/B (C1), No brake chopper Further options according to typecode	131B0123	Buy on EAN
VLT® AutomationDrive FC 300 0.55 KW / 0.75 HP, 380 - 500 VAC, IP20 / Chassis, RFI Class A1/B (C1), No brake chopper Further options according to typecode	131B0124	Buy on EAN
VLT® AutomationDrive FC 300 0.75 KW / 1.0 HP, 380 - 500 VAC, IP20 / Chassis, RFI Class A1/B (C1), No brake chopper Further options according to typecode	131B0125	Buy on EAN
VLT® AutomationDrive FC 300 1.1 KW / 1.5 HP, 380 - 500 VAC, IP20 / Chassis, RFI Class A1/B (C1), No brake chopper Further options according to typecode	131B0126	Buy on EAN
VLT® AutomationDrive FC 300 2.2 KW / 3.0 HP, 380 - 500 VAC, IP20 / Chassis, RFI Class A1/B (C1), No brake chopper Further options according to typecode	131B0128	Buy on EAN
VLT® AutomationDrive FC 300 3.0 KW / 4.0 HP, 380 - 500 VAC, IP20 / Chassis, RFI Class A1/B (C1), No brake chopper Further options according to typecode	131B0129	Buy on EAN
VLT® AutomationDrive FC 300 4.0 KW / 5.5 HP, 380 - 500 VAC, IP20 / Chassis, RFI Class A1/B (C1), No brake chopper Further options according to typecode	131B0130	Buy on EAN
VLT® AutomationDrive FC 300 5.5 KW / 7.5 HP, 380 - 500 VAC, IP20 / Chassis, RFI Class A1/B (C1), No brake chopper Further options according to typecode	131B0131	Buy on EAN
VLT® AutomationDrive FC 300 7.5 KW / 10 HP, 380 - 500 VAC, IP20 / Chassis, RFI Class A1/B (C1), No brake chopper Further options according to typecode	131B0132	Buy on EAN
VLT® AutomationDrive FC 300 1.5 KW / 2.0 HP, 380 - 500 VAC, IP20 / Chassis, RFI Class A2 (C3), No brake chopper Further options according to typecode	131B0147	Buy on EAN
VLT® AutomationDrive FC 300 2.2 KW / 3.0 HP, 380 - 500 VAC, IP20 / Chassis, RFI Class A2 (C3), No brake chopper Further options according to typecode	131B0148	Buy on EAN
VLT® AutomationDrive FC 300 3.0 KW / 4.0 HP, 380 - 500 VAC, IP20 / Chassis, RFI Class A2 (C3), No brake chopper Further options according to typecode	131B0149	Buy on EAN
VLT® AutomationDrive FC 300 4.0 KW / 5.5 HP, 380 - 500 VAC, IP20 / Chassis, RFI Class A2 (C3), No brake chopper Further options according to typecode	131B0150	Buy on EAN
VLT® AutomationDrive FC 300 7.5 KW / 10 HP, 380 - 500 VAC, IP20 / Chassis, RFI Class A2 (C3), No brake chopper Further options according to typecode	131B0152	Buy on EAN
VLT® AutomationDrive FC 300 2.2 KW / 3.0 HP, 380 - 500 VAC, IP20 / Chassis, RFI Class A2 (C3), Brake chopper Further options according to typecode	131B0158	Buy on EAN
VLT® AutomationDrive FC 300 7.5 KW / 10 HP, 380 - 500 VAC, IP20 / Chassis, RFI Class A2 (C3), Brake chopper Further options according to typecode	131B0162	Buy on EAN

VLT® AutomationDrive FC 300 11 KW / 15 HP, 380 - 500 VAC, IP55 / Type 12, RFI Class A2 (C3), No brake chopper Further options according to typecode	131B1157	Buy on EAN
VLT® AutomationDrive FC 300 15 KW / 20 HP, 380 - 500 VAC, IP55 / Type 12, RFI Class A1/B (C1), No brake chopper Further options according to typecode	131B1167	Buy on EAN
VLT® AutomationDrive FC 300 11 KW / 15 HP, 380 - 500 VAC, IP55 / Type 12, RFI Class A1/B (C1), No brake chopper Further options according to typecode	131B1168	Buy on EAN
VLT® AutomationDrive FC 300 4.0 KW / 5.5 HP, 380 - 500 VAC, IP55 / Type 12, RFI Class A2 (C3), No brake chopper Further options according to typecode	131B1545	Buy on EAN
VLT® AutomationDrive FC 300 5.5 KW / 7.5 HP, 380 - 500 VAC, IP55 / Type 12, RFI Class A1/B (C1), No brake chopper Further options according to typecode	131B1546	Buy on EAN
VLT® AutomationDrive FC 300 7.5 KW / 10 HP, 380 - 500 VAC, IP55 / Type 12, RFI Class A1/B (C1), No brake chopper Further options according to typecode	131B1547	Buy on EAN
VLT® AutomationDrive FC 300 18.5 KW / 25 HP, 380 - 500 VAC, IP55 / Type 12, RFI Class A1/B (C1), No brake chopper Further options according to typecode	131B1854	Buy on EAN
VLT® AutomationDrive FC 300 22 KW / 30 HP, 380 - 500 VAC, IP55 / Type 12, RFI Class A1/B (C1), No brake chopper Further options according to typecode	131B1874	Buy on EAN
VLT® AutomationDrive FC 300 22 KW / 30 HP, 380 - 500 VAC, IP55 / Type 12, RFI Class A2 (C3), No brake chopper Further options according to typecode	131B1879	Buy on EAN
VLT® AutomationDrive FC 300 1.1 KW / 1.5 HP, 380 - 500 VAC, IP55 / Type 12, RFI Class A2 (C3), No brake chopper Further options according to typecode	131B1957	Buy on EAN
VLT® AutomationDrive FC 300 2.2 KW / 3.0 HP, 380 - 500 VAC, IP55 / Type 12, RFI Class A2 (C3), No brake chopper Further options according to typecode	131B1959	Buy on EAN
VLT® AutomationDrive FC 300 5.5 KW / 7.5 HP, 380 - 500 VAC, IP55 / Type 12, RFI Class A2 (C3), No brake chopper Further options according to typecode	131B1961	Buy on EAN
VLT® AutomationDrive FC 300 7.5 KW / 10 HP, 380 - 500 VAC, IP55 / Type 12, RFI Class A2 (C3), No brake chopper Further options according to typecode	131B1962	Buy on EAN
VLT® AutomationDrive FC 300 2.2 KW / 3.0 HP, 380 - 500 VAC, IP55 / Type 12, RFI Class A2 (C3), Brake chopper Further options according to typecode	131B1968	Buy on EAN
VLT® AutomationDrive FC 300 3.0 KW / 4.0 HP, 380 - 500 VAC, IP55 / Type 12, RFI Class A2 (C3), Brake chopper Further options according to typecode	131B1969	Buy on EAN
VLT® AutomationDrive FC 300 1.1 KW / 1.5 HP, 380 - 500 VAC, IP55 / Type 12, RFI Class A1/B (C1), No brake chopper Further options according to typecode	131B1976	Buy on EAN
VLT® AutomationDrive FC 300 1.5 KW / 2.0 HP, 380 - 500 VAC, IP55 / Type 12, RFI Class A1/B (C1), No brake chopper Further options according to typecode	131B1977	Buy on EAN

VLT® AutomationDrive FC 300 2.2 KW / 3.0 HP, 380 - 500 VAC, IP55 / Type 12, RFI Class A1/B (C1), No brake chopper Further options according to typecode	131B1978	Buy on EAN
VLT® AutomationDrive FC 300 3.0 KW / 4.0 HP, 380 - 500 VAC, IP55 / Type 12, RFI Class A1/B (C1), No brake chopper Further options according to typecode	131B1979	Buy on EAN
VLT® AutomationDrive FC 300 4.0 KW / 5.5 HP, 380 - 500 VAC, IP55 / Type 12, RFI Class A1/B (C1), No brake chopper Further options according to typecode	131B1980	Buy on EAN
VLT® AutomationDrive FC 300 30 KW / 40 HP, 380 - 500 VAC, IP55 / Type 12, RFI Class A1/B (C1), Brake chopper Further options according to typecode	131B3265	Buy on EAN
VLT® AutomationDrive FC 300 45 KW / 60 HP, 380 - 500 VAC, IP55 / Type 12, RFI Class A1/B (C1), Brake chopper Further options according to typecode	131B3266	Buy on EAN
VLT® HVAC Drive FC 102 1.1 KW / 1.5 HP, 380 - 480 VAC, No brake chopper, IP20 / Chassis, RFI Class A2 (C3), No A Option, No B Option, Not coated PCB, No Mains Option FC-102P1K1T4E20H2XGXXXXSXXXXAXBXXXXDX	131B3526	Buy on EAN
VLT® HVAC Drive FC 102 2.2 KW / 3.0 HP, 380 - 480 VAC, No brake chopper, IP20 / Chassis, RFI Class A2 (C3), No A Option, No B Option, Not coated PCB, No Mains Option FC-102P2K2T4E20H2XGXXXXSXXXXAXBXXXXDX	131B3532	Buy on EAN
VLT® HVAC Drive FC 102 7.5 KW / 10 HP, 380 - 480 VAC, No brake chopper, IP20 / Chassis, RFI Class A2 (C3), No A Option, No B Option, Not coated PCB, No Mains Option FC-102P7K5T4E20H2XGXXXXSXXXXAXBXXXXDX	131B3611	Buy on EAN
VLT® HVAC Drive FC 102 1.5 KW / 2.0 HP, 380 - 480 VAC, No brake chopper, IP20 / Chassis, RFI Class A2 (C3), No A Option, No B Option, Not coated PCB, No Mains Option FC-102P1K5T4E20H2XGXXXXSXXXXAXBXXXXDX	131B4206	Buy on EAN
VLT® HVAC Drive FC 102 3.0 KW / 4.0 HP, 380 - 480 VAC, No brake chopper, IP20 / Chassis, RFI Class A2 (C3), No A Option, No B Option, Not coated PCB, No Mains Option FC-102P3K0T4E20H2XGXXXXSXXXXAXBXXXXDX	131B4214	Buy on EAN
VLT® HVAC Drive FC 102 4.0 KW / 5.5 HP, 380 - 480 VAC, No brake chopper, IP20 / Chassis, RFI Class A2 (C3), No A Option, No B Option, Not coated PCB, No Mains Option FC-102P4K0T4E20H2XGXXXXSXXXXAXBXXXXDX	131B4215	Buy on EAN
VLT® HVAC Drive FC 102 5.5 KW / 7.5 HP, 380 - 480 VAC, No brake chopper, IP20 / Chassis, RFI Class A2 (C3), No A Option, No B Option, Not coated PCB, No Mains Option FC-102P5K5T4E20H2XGXXXXSXXXXAXBXXXXDX	131B4216	Buy on EAN
VLT® AutomationDrive FC 300 30 KW / 40 HP, 380 - 500 VAC, IP55 / Type 12, RFI Class A1/B (C1), No brake chopper Further options according to typecode	131B4575	Buy on EAN
VLT® AutomationDrive FC 300 37 KW / 50 HP, 380 - 500 VAC, IP55 / Type 12, RFI Class A1/B (C1), No brake chopper Further options according to typecode	131B4577	Buy on EAN
VLT® AutomationDrive FC 300 45 KW / 60 HP, 380 - 500 VAC, IP55 / Type 12, RFI Class A1/B (C1), No brake chopper Further options according to typecode	131B4579	Buy on EAN

VLT® AutomationDrive FC 300 55 KW / 75 HP, 380 - 500 VAC, IP55 / Type 12, RFI Class A1/B (C1), No brake chopper Further options according to typecode	131B4582	Buy on EAN
VLT® AutomationDrive FC 300 75 KW / 100 HP, 380 - 500 VAC, IP55 / Type 12, RFI Class A1/B (C1), No brake chopper Further options according to typecode	131B4584	Buy on EAN
VLT® AutomationDrive FC 300 30 KW / 40 HP, 380 - 500 VAC, IP55 / Type 12, RFI Class A2 (C3), No brake chopper Further options according to typecode	131B5904	Buy on EAN
VLT® AutomationDrive FC 300 37 KW / 50 HP, 380 - 500 VAC, IP55 / Type 12, RFI Class A2 (C3), No brake chopper Further options according to typecode	131B5911	Buy on EAN
VLT® AutomationDrive FC 300 45 KW / 60 HP, 380 - 500 VAC, IP55 / Type 12, RFI Class A2 (C3), No brake chopper Further options according to typecode	131B5914	Buy on EAN
VLT® AutomationDrive FC 300 22 KW / 30 HP, 380 - 500 VAC, IP20 / Chassis, RFI Class A1/B (C1), No brake chopper Further options according to typecode	131B5946	Buy on EAN
VLT® AutomationDrive FC 300 75 KW / 100 HP, 380 - 500 VAC, IP21 / Type 1, RFI Class A2 (C3), No brake chopper Further options according to typecode	131B6037	Buy on EAN
VLT® AutomationDrive FC 300 75 KW / 100 HP, 380 - 500 VAC, IP55 / Type 12, RFI Class A2 (C3), No brake chopper Further options according to typecode	131B6039	Buy on EAN
VLT® AQUA Drive FC 200 1.5 KW / 2.0 HP, 380 - 480 VAC, IP20 / Chassis, RFI Class A2 (C3), No brake chopper FC-202P1K5T4E20H2XGXXXXSXXXXAXBXCXXXXDX	131B8649	Buy on EAN
VLT® AQUA Drive FC 200 7.5 KW / 10 HP, 380 - 480 VAC, IP20 / Chassis, RFI Class A2 (C3), No brake chopper FC-202P7K5T4E20H2XGXXXXSXXXXAXBXCXXXXDX	131B8650	Buy on EAN
VLT® AQUA Drive FC 200 0.37 KW / 0.50 HP, 380 - 480 VAC, IP20 / Chassis, RFI Class A2 (C3), No brake chopper FC-202PK37T4E20H2XGXXXXSXXXXAXBXCXXXXDX	131B8870	Buy on EAN
VLT® AQUA Drive FC 200 0.37 KW / 0.50 HP, 380 - 480 VAC, IP20 / Chassis, RFI Class A2 (C3), No brake chopper FC-202PK37T4E20H2XGCXXXXSXXXXAXBXCXXXXDX	131B8873	Buy on EAN
VLT® AQUA Drive FC 200 0.55 KW / 0.75 HP, 380 - 480 VAC, IP20 / Chassis, RFI Class A2 (C3), No brake chopper FC-202PK55T4E20H2XGXXXXSXXXXAXBXCXXXXDX	131B8878	Buy on EAN
VLT® AQUA Drive FC 200 0.55 KW / 0.75 HP, 380 - 480 VAC, IP20 / Chassis, RFI Class A2 (C3), No brake chopper FC-202PK55T4E20H2XGCXXXXSXXXXAXBXCXXXXDX	131B8881	Buy on EAN
VLT® AQUA Drive FC 200 0.75 KW / 1.0 HP, 380 - 480 VAC, IP20 / Chassis, RFI Class A2 (C3), No brake chopper FC-202PK75T4E20H2XGXXXXSXXXXAXBXCXXXXDX	131B8886	Buy on EAN
VLT® AQUA Drive FC 200 1.1 KW / 1.5 HP, 380 - 480 VAC, IP20 / Chassis, RFI Class A2 (C3), No brake chopper FC-202P1K1T4E20H2XGXXXXSXXXXAXBXCXXXXDX	131B8894	Buy on EAN

VLT® AQUA Drive FC 200 1.1 KW / 1.5 HP, 380 - 480 VAC, IP20 / Chassis, RFI Class A2 (C3), No brake chopper FC-202P1K1T4E20H2XGXXXXXXXAXBXXXXDX	131B8898	Buy on EAN
VLT® AQUA Drive FC 200 2.2 KW / 3.0 HP, 380 - 480 VAC, IP20 / Chassis, RFI Class A2 (C3), No brake chopper FC-202P2K2T4E20H2XGXXXXXXXAXBXXXXDX	131B8903	Buy on EAN
VLT® AQUA Drive FC 200 2.2 KW / 3.0 HP, 380 - 480 VAC, IP20 / Chassis, RFI Class A2 (C3), No brake chopper FC-202P2K2T4E20H2XGXXXXXXXAXBXXXXDX	131B8907	Buy on EAN
VLT® AQUA Drive FC 200 3.0 KW / 4.0 HP, 380 - 480 VAC, IP20 / Chassis, RFI Class A2 (C3), No brake chopper FC-202P3K0T4E20H2XGXXXXXXXAXBXXXXDX	131B8912	Buy on EAN
VLT® AQUA Drive FC 200 3.0 KW / 4.0 HP, 380 - 480 VAC, IP20 / Chassis, RFI Class A2 (C3), No brake chopper FC-202P3K0T4E20H2XGXXXXXXXAXBXXXXDX	131B8915	Buy on EAN
VLT® AQUA Drive FC 200 4.0 KW / 5.5 HP, 380 - 480 VAC, IP20 / Chassis, RFI Class A2 (C3), No brake chopper FC-202P4K0T4E20H2XGXXXXXXXAXBXXXXDX	131B8920	Buy on EAN
VLT® AQUA Drive FC 200 4.0 KW / 5.5 HP, 380 - 480 VAC, IP20 / Chassis, RFI Class A2 (C3), No brake chopper FC-202P4K0T4E20H2XGXXXXXXXAXBXXXXDX	131B8934	Buy on EAN
VLT® AQUA Drive FC 200 5.5 KW / 7.5 HP, 380 - 480 VAC, IP20 / Chassis, RFI Class A2 (C3), No brake chopper FC-202P5K5T4E20H2XGXXXXXXXAXBXXXXDX	131B8940	Buy on EAN
VLT® AQUA Drive FC 200 5.5 KW / 7.5 HP, 380 - 480 VAC, IP20 / Chassis, RFI Class A2 (C3), No brake chopper FC-202P5K5T4E20H2XGXXXXXXXAXBXXXXDX	131B8944	Buy on EAN
VLT® AQUA Drive FC 200 7.5 KW / 10 HP, 380 - 480 VAC, IP20 / Chassis, RFI Class A2 (C3), No brake chopper FC-202P7K5T4E20H2XGXXXXXXXAXBXXXXDX	131B8954	Buy on EAN
VLT® AutomationDrive FC 300 11 KW / 15 HP, 380 - 500 VAC, IP20 / Chassis, RFI Class A1/B (C1), No brake chopper Further options according to typecode	131B9826	Buy on EAN
VLT® AutomationDrive FC 300 37 KW / 50 HP, 380 - 500 VAC, IP20 / Chassis, RFI Class A1/B (C1), Brake chopper Further options according to typecode	131F0177	Buy on EAN
VLT® AutomationDrive FC 300 55 KW / 75 HP, 380 - 500 VAC, IP20 / Chassis, RFI Class A1/B (C1), Brake chopper Further options according to typecode	131F0178	Buy on EAN
VLT® HVAC Drive FC 102 11 KW / 15 HP, 380 - 480 VAC, No brake chopper, IP20 / Chassis, RFI Class A2 (C3), No A Option, No B Option, Not coated PCB, No Mains Option FC-102P11KT4E20H2XGXXXXXXXAXBXXXXDX	131F0426	Buy on EAN
VLT® AutomationDrive FC 300 11 KW / 15 HP, 380 - 500 VAC, IP20 / Chassis, RFI Class A2 (C3), No brake chopper Further options according to typecode	131F0428	Buy on EAN
VLT® AutomationDrive FC 300 15 KW / 20 HP, 380 - 500 VAC, IP20 / Chassis, RFI Class A2 (C3), No brake chopper Further options according to typecode	131F0429	Buy on EAN

VLT® AutomationDrive FC 300 15 KW / 20 HP, 380 - 500 VAC, IP20 / Chassis, RFI Class A1/B (C1), No brake chopper Further options according to typecode	131F0430	Buy on EAN
VLT® AutomationDrive FC 300 18.5 KW / 25 HP, 380 - 500 VAC, IP20 / Chassis, RFI Class A1/B (C1), No brake chopper Further options according to typecode	131F0431	Buy on EAN
VLT® AutomationDrive FC 300 18.5 KW / 25 HP, 380 - 500 VAC, IP20 / Chassis, RFI Class A2 (C3), No brake chopper Further options according to typecode	131F0432	Buy on EAN
VLT® AutomationDrive FC 300 22 KW / 30 HP, 380 - 500 VAC, IP20 / Chassis, RFI Class A2 (C3), No brake chopper Further options according to typecode	131F0433	Buy on EAN
VLT® AutomationDrive FC 300 30 KW / 40 HP, 380 - 500 VAC, IP20 / Chassis, RFI Class A1/B (C1), No brake chopper Further options according to typecode	131F0434	Buy on EAN
VLT® AutomationDrive FC 300 30 KW / 40 HP, 380 - 500 VAC, IP20 / Chassis, RFI Class A2 (C3), No brake chopper Further options according to typecode	131F0435	Buy on EAN
VLT® AutomationDrive FC 300 37 KW / 50 HP, 380 - 500 VAC, IP20 / Chassis, RFI Class A2 (C3), No brake chopper Further options according to typecode	131F0436	Buy on EAN
VLT® AutomationDrive FC 300 37 KW / 50 HP, 380 - 500 VAC, IP20 / Chassis, RFI Class A1/B (C1), No brake chopper Further options according to typecode	131F0437	Buy on EAN
VLT® AutomationDrive FC 300 45 KW / 60 HP, 380 - 500 VAC, IP20 / Chassis, RFI Class A1/B (C1), No brake chopper Further options according to typecode	131F0438	Buy on EAN
VLT® AutomationDrive FC 300 45 KW / 60 HP, 380 - 500 VAC, IP20 / Chassis, RFI Class A2 (C3), No brake chopper Further options according to typecode	131F0439	Buy on EAN
VLT® AutomationDrive FC 300 55 KW / 75 HP, 380 - 500 VAC, IP20 / Chassis, RFI Class A2 (C3), No brake chopper Further options according to typecode	131F0440	Buy on EAN
VLT® AutomationDrive FC 300 55 KW / 75 HP, 380 - 500 VAC, IP20 / Chassis, RFI Class A1/B (C1), No brake chopper Further options according to typecode	131F0444	Buy on EAN
VLT® AutomationDrive FC 300 75 KW / 100 HP, 380 - 500 VAC, IP20 / Chassis, RFI Class A1/B (C1), No brake chopper Further options according to typecode	131F0445	Buy on EAN
VLT® AutomationDrive FC 300 75 KW / 100 HP, 380 - 500 VAC, IP20 / Chassis, RFI Class A2 (C3), No brake chopper Further options according to typecode	131F0446	Buy on EAN
VLT® AQUA Drive FC 200 1.5 KW / 2.0 HP, 380 - 480 VAC, IP20 / Chassis, RFI Class A2 (C3), No brake chopper FC-202P1K5T4E20H2XGXXXXXXXAXBXXXXDX	131F0650	Buy on EAN
VLT® HVAC Drive FC 102 90 KW / 125 HP, 380 - 480 VAC, No brake chopper, IP20 / Chassis, RFI Class A2 (C3), No A Option, No B Option, Not coated PCB, No Mains Option FC-102P90KT4E20H2XGXXXXXXXAXBXXXXDX	131F5448	Buy on EAN

VLT® HVAC Drive FC 102 55 KW / 75 HP, 380 - 480 VAC, No brake chopper, IP20 / Chassis, RFI Class A2 (C3), No A Option, No B Option, Not coated PCB, No Mains Option FC-102P55KT4E20H2XGXXXXSXXXXAXBXCXXXXDX	131F5449	Buy on EAN
VLT® HVAC Drive FC 102 37 KW / 50 HP, 380 - 480 VAC, No brake chopper, IP20 / Chassis, RFI Class A2 (C3), No A Option, No B Option, Not coated PCB, No Mains Option FC-102P37KT4E20H2XGXXXXSXXXXAXBXCXXXXDX	131F5451	Buy on EAN
VLT® HVAC Drive FC 102 30 KW / 40 HP, 380 - 480 VAC, No brake chopper, IP20 / Chassis, RFI Class A2 (C3), No A Option, No B Option, Not coated PCB, No Mains Option FC-102P30KT4E20H2XGXXXXSXXXXAXBXCXXXXDX	131F5454	Buy on EAN
VLT® HVAC Drive FC 102 18.5 KW / 25 HP, 380 - 480 VAC, No brake chopper, IP20 / Chassis, RFI Class A2 (C3), No A Option, No B Option, Not coated PCB, No Mains Option FC-102P18KT4E20H2XGXXXXSXXXXAXBXCXXXXDX	131F5456	Buy on EAN
VLT® AutomationDrive FC 300 45 KW / 60 HP, 380 - 500 VAC, IP20 / Chassis, RFI Class A1/B (C1), Brake chopper Further options according to typecode	131F6615	Buy on EAN
VLT® AutomationDrive FC 300 30 KW / 40 HP, 380 - 500 VAC, IP20 / Chassis, RFI Class A1/B (C1), Brake chopper Further options according to typecode	131F6616	Buy on EAN
VLT® AutomationDrive FC 300 22 KW / 30 HP, 380 - 500 VAC, IP20 / Chassis, RFI Class A1/B (C1), Brake chopper Further options according to typecode	131F6617	Buy on EAN
VLT® AutomationDrive FC 300 18.5 KW / 25 HP, 380 - 500 VAC, IP20 / Chassis, RFI Class A1/B (C1), Brake chopper Further options according to typecode	131F6618	Buy on EAN
VLT® HVAC Drive FC 102 15 KW / 20 HP, 380 - 480 VAC, No brake chopper, IP20 / Chassis, RFI Class A2 (C3), No A Option, No B Option, Not coated PCB, No Mains Option FC-102P15KT4E20H2XGXXXXSXXXXAXBXCXXXXDX	131F6625	Buy on EAN
VLT® HVAC Drive FC 102 22 KW / 30 HP, 380 - 480 VAC, No brake chopper, IP20 / Chassis, RFI Class A2 (C3), No A Option, No B Option, Not coated PCB, No Mains Option FC-102P22KT4E20H2XGXXXXSXXXXAXBXCXXXXDX	131F6626	Buy on EAN
VLT® HVAC Drive FC 102 45 KW / 60 HP, 380 - 480 VAC, No brake chopper, IP20 / Chassis, RFI Class A2 (C3), No A Option, No B Option, Not coated PCB, No Mains Option FC-102P45KT4E20H2XGXXXXSXXXXAXBXCXXXXDX	131F6627	Buy on EAN
VLT® HVAC Drive FC 102 75 KW / 100 HP, 380 - 480 VAC, No brake chopper, IP20 / Chassis, RFI Class A2 (C3), No A Option, No B Option, Not coated PCB, No Mains Option FC-102P75KT4E20H2XGXXXXSXXXXAXBXCXXXXDX	131F6628	Buy on EAN
VLT® AQUA Drive FC 200 11 KW / 15 HP, 380 - 480 VAC, IP20 / Chassis, RFI Class A2 (C3), No brake chopper FC-202P11KT4E20H2XGXXXXSXXXXAXBXCXXXXDX	131F6637	Buy on EAN
VLT® AQUA Drive FC 200 11 KW / 15 HP, 380 - 480 VAC, IP20 / Chassis, RFI Class A2 (C3), No brake chopper FC-202P11KT4E20H2XGXXXXSXXXXAXBXCXXXXDX	131F6638	Buy on EAN

VLT® AQUA Drive FC 200 15 KW / 20 HP, 380 - 480 VAC, IP20 / Chassis, RFI Class A2 (C3), No brake chopper FC-202P15KT4E20H2XGXXXXSXXXXAXBXXXXDX	131F6641	Buy on EAN
VLT® AQUA Drive FC 200 15 KW / 20 HP, 380 - 480 VAC, IP20 / Chassis, RFI Class A2 (C3), No brake chopper FC-202P15KT4E20H2XGCXXXXSXXXXAXBXXXXDX	131F6642	Buy on EAN
VLT® AQUA Drive FC 200 18.5 KW / 25 HP, 380 - 480 VAC, IP20 / Chassis, RFI Class A2 (C3), No brake chopper FC-202P18KT4E20H2XGXXXXSXXXXAXBXXXXDX	131F6645	Buy on EAN
VLT® AQUA Drive FC 200 18.5 KW / 25 HP, 380 - 480 VAC, IP20 / Chassis, RFI Class A2 (C3), No brake chopper FC-202P18KT4E20H2XGCXXXXSXXXXAXBXXXXDX	131F6646	Buy on EAN
VLT® AQUA Drive FC 200 45 KW / 60 HP, 380 - 480 VAC, IP20 / Chassis, RFI Class A2 (C3), No brake chopper FC-202P45KT4E20H2XGXXXXSXXXXAXBXXXXDX	131F6650	Buy on EAN
VLT® AQUA Drive FC 200 45 KW / 60 HP, 380 - 480 VAC, IP20 / Chassis, RFI Class A2 (C3), No brake chopper FC-202P45KT4E20H2XGCXXXXSXXXXAXBXXXXDX	131F6651	Buy on EAN
VLT® AQUA Drive FC 200 55 KW / 75 HP, 380 - 480 VAC, IP20 / Chassis, RFI Class A2 (C3), No brake chopper FC-202P55KT4E20H2XGXXXXSXXXXAXBXXXXDX	131F6654	Buy on EAN
VLT® AQUA Drive FC 200 55 KW / 75 HP, 380 - 480 VAC, IP20 / Chassis, RFI Class A2 (C3), No brake chopper FC-202P55KT4E20H2XGCXXXXSXXXXAXBXXXXDX	131F6655	Buy on EAN
VLT® AQUA Drive FC 200 75 KW / 100 HP, 380 - 480 VAC, IP20 / Chassis, RFI Class A2 (C3), No brake chopper FC-202P75KT4E20H2XGXXXXSXXXXAXBXXXXDX	131F6658	Buy on EAN
VLT® AQUA Drive FC 200 75 KW / 100 HP, 380 - 480 VAC, IP20 / Chassis, RFI Class A2 (C3), No brake chopper FC-202P75KT4E20H2XGCXXXXSXXXXAXBXXXXDX	131F6659	Buy on EAN
VLT® AQUA Drive FC 200 90 KW / 125 HP, 380 - 480 VAC, IP20 / Chassis, RFI Class A2 (C3), No brake chopper FC-202P90KT4E20H2XGXXXXSXXXXAXBXXXXDX	131F6663	Buy on EAN
VLT® AQUA Drive FC 200 90 KW / 125 HP, 380 - 480 VAC, IP20 / Chassis, RFI Class A2 (C3), No brake chopper FC-202P90KT4E20H2XGCXXXXSXXXXAXBXXXXDX	131F6664	Buy on EAN
VLT® AQUA Drive FC 200 22 KW / 30 HP, 380 - 480 VAC, IP20 / Chassis, RFI Class A2 (C3), No brake chopper FC-202P22KT4E20H2XGXXXXSXXXXAXBXXXXDX	131F6765	Buy on EAN
VLT® AQUA Drive FC 200 22 KW / 30 HP, 380 - 480 VAC, IP20 / Chassis, RFI Class A2 (C3), No brake chopper FC-202P22KT4E20H2XGCXXXXSXXXXAXBXXXXDX	131F6766	Buy on EAN
VLT® AQUA Drive FC 200 30 KW / 40 HP, 380 - 480 VAC, IP20 / Chassis, RFI Class A2 (C3), No brake chopper FC-202P30KT4E20H2XGXXXXSXXXXAXBXXXXDX	131F6770	Buy on EAN
VLT® AQUA Drive FC 200 30 KW / 40 HP, 380 - 480 VAC, IP20 / Chassis, RFI Class A2 (C3), No brake chopper FC-202P30KT4E20H2XGCXXXXSXXXXAXBXXXXDX	131F6771	Buy on EAN

VLT® AQUA Drive FC 200 37 KW / 50 HP, 380 - 480 VAC, IP20 / Chassis, RFI Class A2 (C3), No brake chopper FC-202P37KT4E20H2XGXXXXXXXAXBXCXXXXDX	131F6775	Buy on EAN
VLT® AQUA Drive FC 200 37 KW / 50 HP, 380 - 480 VAC, IP20 / Chassis, RFI Class A2 (C3), No brake chopper FC-202P37KT4E20H2XGCXXXXXXXAXBXCXXXXDX	131F6776	Buy on EAN
VLT® Micro Drive	132F0001	Buy on EAN
VLT® Micro Drive	132F0002	Buy on EAN
VLT® Micro Drive	132F0003	Buy on EAN
VLT® Micro Drive	132F0008	Buy on EAN
VLT® Micro Drive	132F0009	Buy on EAN
VLT® Micro Drive	132F0010	Buy on EAN
VLT® Micro Drive	132F0017	Buy on EAN
VLT® Micro Drive	132F0018	Buy on EAN
VLT® AutomationDrive FC 300 11 KW / 15 HP, 380 - 500 VAC, IP20 / Chassis, RFI Class A1/B (C1), No brake chopper Further options according to typecode	131F8419	Buy on EAN
VLT® AutomationDrive FC 300 7.5 KW / 10 HP, 380 - 500 VAC, IP55 / Type12 Backplate, RFI Class A1/B (C1), Brake chopper Further options according to typecode	131B8618	Buy on EAN
VLT® AutomationDrive FC 300 30 KW / 40 HP, 380 - 480 VAC, IP55 / Type 12, RFI Class A2 (C3), No brake chopper Further options according to typecode	131B6088	Buy on EAN
VLT® AutomationDrive FC 300 7.5 KW / 10 HP, 380 - 500 VAC, IP20 / Chassis, RFI Class A1/B (C1), No brake chopper Further options according to typecode	131B0810	Buy on EAN
VLT® HVAC Drive FC 102 7.5 KW / 10 HP, 380 - 480 VAC, No brake chopper, IP66 / NEMA 4X, RFI Class A2 (C3), PROFIBUS DP MCA 101, No B Option, Coated PCB, No Mains Option FC-102P7K5T4E66H2XGCXXXXXXXA0BXCXXXXDX	131N1232	Buy on EAN
VLT® AQUA Drive FC 200 15 KW / 20 HP, 380 - 480 VAC, IP20 / Chassis, RFI Class A2 (C3), No brake chopper FC-202P15KT4E20H2XGXXXXXXXAXBXCXXXXDX	131H1670	Buy on EAN
VLT® AutomationDrive FC 300 0.37 KW / 0.50 HP, 380 - 500 VAC, IP55 / Type 12, RFI Class A1/B (C1), No brake chopper Further options according to typecode	131B2947	Buy on EAN
VLT® AutomationDrive FC 300 2.2 KW / 3.0 HP, 380 - 500 VAC, IP20 / Chassis, RFI Class A1/B (C1), Brake chopper Further options according to typecode	131B0762	Buy on EAN

VLT® AutomationDrive FC 300 1.5 KW / 2.0 HP, 380 - 500 VAC, IP20 / Chassis, RFI Class A1/B (C1), Brake chopper Further options according to typecode	131B0761	Buy on EAN
VLT® AutomationDrive FC 300 0.55 KW / 0.75 HP, 380 - 480 VAC, IP20 / Chassis, RFI Class A1/B (C1), No brake chopper Further options according to typecode	131B1367	Buy on EAN
VLT® AutomationDrive FC 300 315 KW / 450 HP, 380 - 500 VAC, IP54 / Type 12, RFI Class A2 (C3), No brake chopper Further options according to typecode	131B6889	Buy on EAN
VLT® AutomationDrive FC 300 0.75 KW / 1.0 HP, 380 - 480 VAC, IP20 / Chassis, RFI Class A1/B (C1), No brake chopper Further options according to typecode	131B1368	Buy on EAN
VLT® AutomationDrive FC 300 3.0 KW / 4.0 HP, 200 - 240 VAC, IP20 / Chassis, RFI Class A2 (C3), Brake chopper Further options according to typecode	131B1162	Buy on EAN
VLT® AutomationDrive FC 300 3.0 KW / 4.0 HP, 200 - 240 VAC, IP20 / Chassis, RFI Class A2 (C3), No brake chopper Further options according to typecode	131B1160	Buy on EAN
VLT® AutomationDrive FC 300 11 KW / 15 HP, 380 - 480 VAC, IP21 / Type 1, RFI Class A2 (C3), No brake chopper Further options according to typecode	131B3619	Buy on EAN
VLT® AQUA Drive FC 200 22 KW / 30 HP, 380 - 480 VAC, IP20 / Chassis, RFI Class A2 (C3), Safe Stop FC-202P22KT4E20H2TGXXXXSXXXXA0BXCXXXXX	131L0547	Buy on EAN
VLT® AutomationDrive FC 300 160 KW / 250 HP, 380 - 500 VAC, IP54 / Type 12, RFI Class A2 (C3), No brake chopper Further options according to typecode	131B6860	Buy on EAN
VLT® AutomationDrive FC 300 7.5 KW / 10 HP, 380 - 500 VAC, IP20 / Chassis, RFI Class A2 (C3), Brake chopper Further options according to typecode	131B3472	Buy on EAN
VLT® AutomationDrive FC 300 200 KW / 300 HP, 380 - 500 VAC, IP21 / Type 1, RFI Class A2 (C3), No brake chopper Further options according to typecode	131B6865	Buy on EAN
VLT® AutomationDrive FC 300 15 KW / 20 HP, 380 - 500 VAC, IP20 / Chassis, RFI Class A2 (C3), No brake chopper Further options according to typecode	131H0613	Buy on EAN
VLT® AutomationDrive FC 300 0.37 KW / 0.50 HP, 380 - 500 VAC, IP20 / Chassis, RFI Class A1/B (C1), No brake chopper Further options according to typecode	131B0498	Buy on EAN
VLT® AutomationDrive FC 300 4.0 KW / 5.5 HP, 380 - 500 VAC, IP20 / Chassis, RFI Class A2 (C3), No brake chopper Further options according to typecode	131B0494	Buy on EAN
VLT® AutomationDrive FC 300 0.75 KW / 1.0 HP, 380 - 500 VAC, IP20 / Chassis, RFI Class A2 (C3), Brake chopper Further options according to typecode	131B0495	Buy on EAN
VLT® AutomationDrive FC 300 1.5 KW / 2.0 HP, 380 - 500 VAC, IP20 / Chassis, RFI Class A1/B (C1), Brake chopper Further options according to typecode	131B0496	Buy on EAN
VLT® AutomationDrive FC 300 0.37 KW / 0.50 HP, 380 - 500 VAC, IP20 / Chassis, RFI Class A1/B (C1), No brake chopper Further options according to typecode	131B0497	Buy on EAN

VLT® AutomationDrive FC 300 11 KW / 15 HP, 380 - 500 VAC, IP20 / Chassis, RFI Class A1/B (C1), No brake chopper Further options according to typecode	131F8847	Buy on EAN
VLT® AutomationDrive FC 300 11 KW / 15 HP, 380 - 500 VAC, IP20 / Chassis, RFI Class A1/B (C1), No brake chopper Further options according to typecode	131F8844	Buy on EAN
VLT® AQUA Drive FC 200 30 KW / 40 HP, 380 - 480 VAC, IP20 / Chassis, RFI Class A2 (C3), Safe Stop FC-202P30KT4E20H2TGXXXXSXXXXA0BXCXXXXDX	131Z9125	Buy on EAN
VLT® AutomationDrive FC 300 15 KW / 20 HP, 380 - 500 VAC, IP21 / Type 1, RFI Class A2 (C3), No brake chopper Further options according to typecode	131B1708	Buy on EAN
VLT® AutomationDrive FC 300 4.0 KW / 5.5 HP, 380 - 480 VAC, IP20 / Chassis, RFI Class A1/B (C1), No brake chopper Further options according to typecode	131B1441	Buy on EAN
VLT® HVAC Drive FC 102 90 KW / 125 HP, 380 - 480 VAC, No brake chopper, IP20 / Chassis, RFI Class A2 (C3), PROFIBUS DP MCA 101, No B Option, Not coated PCB, No Mains Option FC-102P90KT4E20H2XGXXXXSXXXXA0BXCXXXXDX	131G1598	Buy on EAN
VLT® AQUA Drive FC 200 7.5 KW / 10 HP, 200 - 240 VAC, IP20 / Chassis, RFI Class A2 (C3), No brake chopper FC-202P7K5T2E20H2XGCXXXXSXXXXAXBXXXXDX	131H0109	Buy on EAN
VLT® HVAC Drive FC 102 90 KW / 125 HP, 380 - 480 VAC, Safe Stop, IP20 / Chassis, RFI Class A2 (C3), PROFINET MCA 120, No B Option, Not coated PCB, No Mains Option FC-102P90KT4E20H2TGXXXXSXXXXALBXXXXDX	134N5514	Buy on EAN
VLT® AutomationDrive FC 300 4.0 KW / 5.5 HP, 380 - 500 VAC, IP20 / Chassis, RFI Class A1/B (C1), No brake chopper Further options according to typecode	131B4391	Buy on EAN
VLT® HVAC Drive FC 102 3.0 KW / 4.0 HP, 380 - 480 VAC, No brake chopper, IP20 / Chassis, RFI Class A2 (C3), PROFIBUS DP MCA 101, No B Option, Not coated PCB, No Mains Option FC-102P3K0T4E20H2XGXXXXSXXXXA0BXCXXXXDX	131F0230	Buy on EAN
VLT® HVAC Drive FC 102 5.5 KW / 7.5 HP, 380 - 480 VAC, No brake chopper, IP20 / Chassis, RFI Class A2 (C3), PROFIBUS DP MCA 101, No B Option, Not coated PCB, No Mains Option FC-102P5K5T4E20H2XGXXXXSXXXXA0BXCXXXXDX	131F0231	Buy on EAN
VLT® AQUA Drive FC 200 7.5 KW / 10 HP, 380 - 480 VAC, IP20 / Chassis, RFI Class A2 (C3), No brake chopper FC-202P7K5T4E20H2XGXXXXSXXXXAXBXXXXDX	131F8854	Buy on EAN
VLT® AutomationDrive FC 300 400 KW / 550 HP, 380 - 500 VAC, IP54 / Type 12, RFI class A1 (C2), No brake chopper Further options according to typecode	131F1899	Buy on EAN
VLT® AutomationDrive FC 300 18.5 KW / 25 HP, 380 - 500 VAC, IP66 / NEMA 4X, RFI Class A1/B (C1), No brake chopper Further options according to typecode	131B6628	Buy on EAN
VLT® AQUA Drive FC 200 4.0 KW / 5.5 HP, 380 - 480 VAC, IP20 / Chassis, RFI Class A1/B (C1), No brake chopper FC-202P4K0T4E20H1XGCXXXXSXXXXAXBXXXXDX	131F3965	Buy on EAN

VLT® AQUA Drive FC 200 5.5 KW / 7.5 HP, 200 - 240 VAC, IP20 / Chassis, RFI Class A2 (C3), No brake chopper FC-202P5K5T2E20H2XGXXXXXXXAXBXXXXDX	131F8207	Buy on EAN
VLT® AutomationDrive FC 300 7.5 KW / 10 HP, 380 - 500 VAC, IP20 / Chassis, RFI Class A1/B (C1), No brake chopper Further options according to typecode	131B0542	Buy on EAN
VLT® AutomationDrive FC 300 1.5 KW / 2.0 HP, 380 - 500 VAC, IP20 / Chassis, RFI Class A1/B (C1), No brake chopper Further options according to typecode	131B0540	Buy on EAN
VLT® AutomationDrive FC 300 0.75 KW / 1.0 HP, 380 - 500 VAC, IP20 / Chassis, RFI Class A1/B (C1), Brake chopper Further options according to typecode	131B0014	Buy on EAN
VLT® AutomationDrive FC 300 1.5 KW / 2.0 HP, 380 - 500 VAC, IP20 / Chassis, RFI Class A1/B (C1), Brake chopper Further options according to typecode	131B0015	Buy on EAN
VLT® AutomationDrive FC 300 1.5 KW / 2.0 HP, 380 - 500 VAC, IP20 / Chassis, RFI Class A1/B (C1), Brake chopper Further options according to typecode	131G5560	Buy on EAN
VLT® AutomationDrive FC 300 7.5 KW / 10 HP, 380 - 480 VAC, IP20 / Chassis, RFI Class A1/B (C1), No brake chopper Further options according to typecode	131B1017	Buy on EAN
VLT® AutomationDrive FC 300 7.5 KW / 10 HP, 380 - 480 VAC, IP20 / Chassis, RFI Class A2 (C3), Brake chopper Further options according to typecode	131B1016	Buy on EAN
VLT® AutomationDrive FC 300 7.5 KW / 10 HP, 380 - 480 VAC, IP20 / Chassis, RFI Class A2 (C3), No brake chopper Further options according to typecode	131B1015	Buy on EAN
VLT® AutomationDrive FC 300 1.5 KW / 2.0 HP, 200 - 240 VAC, IP20 / Chassis, RFI Class A1/B (C1), No brake chopper Further options according to typecode	131B5718	Buy on EAN
VLT® AutomationDrive FC 300 11 KW / 15 HP, 380 - 500 VAC, IP21 / Type 1, RFI Class A2 (C3), No brake chopper Further options according to typecode	131B6536	Buy on EAN
VLT® HVAC Drive FC 102 11 KW / 15 HP, 200 - 240 VAC, No brake chopper, IP20 / Chassis, RFI Class A1/B (C1), No A Option, No B Option, Not coated PCB, No Mains Option FC-102P11KT2E20H1XGXXXXXXXAXBXXXXDX	131H3090	Buy on EAN
VLT® AutomationDrive FC 300 30 KW / 40 HP, 380 - 480 VAC, IP21 / Type 1, RFI Class A2 (C3), No brake chopper Further options according to typecode	131B6084	Buy on EAN
VLT® AutomationDrive FC 300 15 KW / 20 HP, 380 - 500 VAC, IP20 / Chassis, RFI Class A2 (C3), No brake chopper Further options according to typecode	131F8140	Buy on EAN
VLT® AutomationDrive FC 300 15 KW / 20 HP, 380 - 480 VAC, IP20 / Chassis, RFI Class A2 (C3), No brake chopper Further options according to typecode	131F0587	Buy on EAN
VLT® HVAC Drive FC 102 15 KW / 20 HP, 380 - 480 VAC, No brake chopper, IP20 / Chassis, RFI Class A2 (C3), No A Option, No B Option, Not coated PCB, No Mains Option FC-102P15KT4E20H2XNXXXXXXXAXBXXXXDX	131H0030	Buy on EAN

VLT® HVAC Drive FC 102 15 KW / 20 HP, 380 - 480 VAC, Safe Stop, IP20 / Chassis, RFI Class A1/B (C1), PROFIBUS DP MCA 101, No B Option, Not coated PCB, No Mains Option FC-102P15KT4E20H1TGXXXXSXXXXA0BXCXXXXDX	131H9256	Buy on EAN
VLT® HVAC Drive FC 102 15 KW / 20 HP, 380 - 480 VAC, No brake chopper, IP20 / Chassis, RFI Class A1/B (C1), No A Option, No B Option, Not coated PCB, No Mains Option FC-102P15KT4E20H1XXXXXSXXXXAXBXCXXXXDX	131F7659	Buy on EAN
VLT® AutomationDrive FC 300 0.55 KW / 0.75 HP, 380 - 500 VAC, IP20 / Chassis, RFI Class A2 (C3), No brake chopper Further options according to typecode	131B3446	Buy on EAN
VLT® AutomationDrive FC 300 2.2 KW / 3.0 HP, 380 - 500 VAC, IP20 / Chassis, RFI Class A2 (C3), No brake chopper Further options according to typecode	131B3445	Buy on EAN
VLT® AQUA Drive FC 200 0.37 KW / 0.50 HP, 380 - 480 VAC, IP20 / Chassis, RFI Class A2 (C3), No brake chopper FC-202PK37T4E20H2XGXXXXSXXXXA4BXCXXXXDX	131G1112	Buy on EAN
VLT® AutomationDrive FC 300 0.37 KW / 0.50 HP, 380 - 480 VAC, IP20 / Chassis A1 Frame, RFI Class A2 (C3), Safe Stop Further options according to typecode	131B5738	Buy on EAN
VLT® AQUA Drive FC 200 5.5 KW / 7.5 HP, 380 - 480 VAC, IP20 / Chassis, RFI Class A2 (C3), No brake chopper FC-202P5K5T4E20H2XNXXXXSXXXXA0BXCXXXXDX	131G1338	Buy on EAN
VLT® AutomationDrive FC 300 11 KW / 15 HP, 380 - 480 VAC, IP66 / NEMA 4X, RFI Class A1/B (C1), No brake chopper Further options according to typecode	131B4532	Buy on EAN
VLT® AutomationDrive FC 300 7.5 KW / 10 HP, 380 - 480 VAC, IP66 / NEMA 4X, RFI Class A1/B (C1), No brake chopper Further options according to typecode	131B4531	Buy on EAN
VLT® AutomationDrive FC 300 5.5 KW / 7.5 HP, 380 - 480 VAC, IP66 / NEMA 4X, RFI Class A1/B (C1), No brake chopper Further options according to typecode	131B4530	Buy on EAN
VLT® AutomationDrive FC 300 30 KW / 40 HP, 380 - 480 VAC, IP66 / NEMA 4X, RFI Class A1/B (C1), No brake chopper Further options according to typecode	131B4536	Buy on EAN
VLT® AQUA Drive FC 200 5.5 KW / 7.5 HP, 380 - 480 VAC, IP20 / Chassis, RFI Class A2 (C3), No brake chopper FC-202P5K5T4E20H2XXXXXSXXXXA4BXCXXXXDX	131G1334	Buy on EAN
VLT® AutomationDrive FC 300 5.5 KW / 7.5 HP, 380 - 480 VAC, IP20 / Chassis, RFI Class A1/B (C1), No brake chopper Further options according to typecode	131B1005	Buy on EAN
VLT® AutomationDrive FC 300 0.37 KW / 0.50 HP, 200 - 240 VAC, IP55 / Type 12, RFI Class A1/B (C1), No brake chopper Further options according to typecode	131H4342	Buy on EAN
VLT® AQUA Drive FC 200 18.5 KW / 25 HP, 380 - 480 VAC, IP20 / Chassis, RFI Class A2 (C3), No brake chopper FC-202P18KT4E20H2XGXXXXSXXXXAXBXCXXXXD0	131H8477	Buy on EAN
VLT® AutomationDrive FC 300 11 KW / 15 HP, 380 - 480 VAC, IP21 / Type 1, RFI Class A2 (C3), No brake chopper Further options according to typecode	131B3620	Buy on EAN

VLT® HVAC Drive FC 102 11 KW / 15 HP, 380 - 480 VAC, Safe Stop, IP20 / Chassis, RFI Class A2 (C3), No A Option, No B Option, Not coated PCB, No Mains Option FC-102P11KT4E20H2TGXXXXSXXXXAXBXCXXXXDX	131X2659	Buy on EAN
VLT® HVAC Drive FC 102 3.0 KW / 4.0 HP, 380 - 480 VAC, Safe Stop, IP20 / Chassis, RFI Class A1/B (C1), PROFIBUS DP MCA 101, No B Option, Not coated PCB, No Mains Option FC-102P3K0T4E20H1TGXXXXSXXXXA0BXCXXXXDX	131G3930	Buy on EAN
VLT® AutomationDrive FC 300 1.1 KW / 1.5 HP, 380 - 500 VAC, IP20 / Chassis, RFI Class A1/B (C1), No brake chopper Further options according to typecode	131B6748	Buy on EAN
VLT® HVAC Drive FC 102 30 KW / 40 HP, 380 - 480 VAC, Safe Stop, IP20 / Chassis, RFI Class A2 (C3), No A Option, No B Option, Not coated PCB, No Mains Option FC-102P30KT4E20H2TGXXXXSXXXXAXBXCXXXXDX	131G0881	Buy on EAN
VLT® AutomationDrive FC 300 11 KW / 15 HP, 380 - 500 VAC, IP66 / NEMA 4X, RFI Class A1/B (C1), No brake chopper Further options according to typecode	131B5840	Buy on EAN
VLT® AutomationDrive FC 300 7.5 KW / 10 HP, 380 - 500 VAC, IP66 / NEMA 4X, RFI Class A1/B (C1), No brake chopper Further options according to typecode	131B6718	Buy on EAN
VLT® AutomationDrive FC 300 1.5 KW / 2.0 HP, 380 - 480 VAC, IP66 / NEMA 4X, RFI Class A1/B (C1), No brake chopper Further options according to typecode	131B5844	Buy on EAN
VLT® AutomationDrive FC 300 0.55 KW / 0.75 HP, 380 - 480 VAC, IP66 / NEMA 4X, RFI Class A1/B (C1), No brake chopper Further options according to typecode	131B5848	Buy on EAN
VLT® AutomationDrive FC 300 0.75 KW / 1.0 HP, 380 - 480 VAC, IP66 / NEMA 4X, RFI Class A1/B (C1), No brake chopper Further options according to typecode	131B5849	Buy on EAN
VLT® HVAC Drive FC 102 3.0 KW / 4.0 HP, 380 - 480 VAC, Safe Stop, IP20 / Chassis, RFI Class A2 (C3), PROFIBUS DP MCA 120, No B Option, Not coated PCB, No Mains Option FC-102P3K0T4E20H2TGXXXXSXXXXALBXCXXXXDX	134N6745	Buy on EAN
VLT® AutomationDrive FC 300 2.2 KW / 3.0 HP, 380 - 500 VAC, IP66 / NEMA 4X, RFI Class A1/B (C1), No brake chopper Further options according to typecode	131B6714	Buy on EAN
VLT® HVAC Drive FC 102 7.5 KW / 10 HP, 380 - 480 VAC, Safe Stop, IP20 / Chassis, RFI Class A1/B (C1), No A Option, No B Option, Not coated PCB, No Mains Option FC-102P7K5T4E20H1TXXXXSXXXXAXBXCXXXXDX	131G8886	Buy on EAN
VLT® HVAC Drive FC 102 1.5 KW / 2.0 HP, 200 - 240 VAC, No brake chopper, IP20 / Chassis, RFI Class A1/B (C1), No A Option, No B Option, Not coated PCB, No Mains Option FC-102P1K5T2E20H1XGXXXXSXXXXAXBXCXXXXDX	131B7628	Buy on EAN
VLT® AQUA Drive FC 200 11 KW / 15 HP, 200 - 240 VAC, IP20 / Chassis, RFI Class A2 (C3), No brake chopper FC-202P11KT2E20H2XGXXXXSXXXXAXBXCXXXXDX	131H9672	Buy on EAN
VLT® AutomationDrive FC 300 22 KW / 30 HP, 380 - 480 VAC, IP21 / Type 1, RFI Class A2 (C3), No brake chopper Further options according to typecode	131B3713	Buy on EAN

VLT® AutomationDrive FC 300 15 KW / 20 HP, 380 - 480 VAC, IP20 / Chassis, RFI Class A1/B (C1), Brake chopper Further options according to typecode	131F7479	Buy on EAN
VLT® AQUA Drive FC 200 22 KW / 30 HP, 380 - 480 VAC, IP20 / Chassis, RFI Class A1/B (cable len)(C1), No brake chopper FC-202P22KT4E20H3XGXXXXSXXXXAXBXCXXXXDX	131H3037	Buy on EAN
VLT® AQUA Drive FC 200 22 KW / 30 HP, 380 - 480 VAC, IP20 / Chassis, RFI Class A1/B (cable len)(C1), No brake chopper FC-202P22KT4E20H3XGXXXXSXXXXA0BXCXXXXDX	131H3036	Buy on EAN
VLT® HVAC Drive FC 102 7.5 KW / 10 HP, 380 - 480 VAC, No brake chopper, IP20 / Chassis, RFI Class A1/B (C1), PROFIBUS DP MCA 101, No B Option, Not coated PCB, No Mains Option FC-102P7K5T4E20H1XXXXXSXXXXA0BXCXXXXDX	131F3158	Buy on EAN
VLT® AQUA Drive FC 200 55 KW / 75 HP, 380 - 480 VAC, IP20 / Chassis, RFI Class A1/B (C1), No brake chopper FC-202P55KT4E20H1XGXXXXSXXXXA0BXCXXXXDX	131H3211	Buy on EAN
VLT® AutomationDrive FC 300 0.55 KW / 0.75 HP, 200 - 240 VAC, IP20 / Chassis, RFI Class A2 (C3), No brake chopper Further options according to typecode	131H3146	Buy on EAN
VLT® AutomationDrive FC 300 0.75 KW / 1.0 HP, 200 - 240 VAC, IP20 / Chassis, RFI Class A2 (C3), No brake chopper Further options according to typecode	131H3743	Buy on EAN
VLT® AutomationDrive FC 300 55 KW / 75 HP, 380 - 500 VAC, IP20 / Chassis, RFI Class A2 (C3), Brake chopper Further options according to typecode	131H2618	Buy on EAN
VLT® AQUA Drive FC 200 11 KW / 15 HP, 380 - 480 VAC, IP20 / Chassis, RFI Class A2 (C3), No brake chopper FC-202P11KT4E20H2XGXXXXSXXXXA0BXC5XXDX	131N1829	Buy on EAN
VLT® AutomationDrive FC 300 75 KW / 100 HP, 380 - 500 VAC, IP66 / NEMA 4X, RFI Class A1/B (C1), Brake chopper Further options according to typecode	131G2647	Buy on EAN
VLT® AutomationDrive FC 300 55 KW / 75 HP, 380 - 500 VAC, IP20 / Chassis, RFI Class A2 (C3), Brake chopper Further options according to typecode	131G2132	Buy on EAN
VLT® AutomationDrive FC 300 0.75 KW / 1.0 HP, 380 - 480 VAC, IP20 / Chassis, RFI Class A2 (C3), No brake chopper Further options according to typecode	131B4328	Buy on EAN
VLT® AQUA Drive FC 200 7.5 KW / 10 HP, 380 - 480 VAC, IP20 / Chassis, RFI Class A1/B (C1), No brake chopper FC-202P7K5T4E20H1XGXXXXSXXXXAXBXCXXXXDX	131B8289	Buy on EAN
VLT® AutomationDrive FC 300 0.55 KW / 0.75 HP, 380 - 500 VAC, IP20 / Chassis, RFI Class A2 (C3), No brake chopper Further options according to typecode	131B0648	Buy on EAN
VLT® AutomationDrive FC 300 1.5 KW / 2.0 HP, 200 - 240 VAC, IP20 / Chassis, RFI Class A1/B (C1), No brake chopper Further options according to typecode	131N1912	Buy on EAN
VLT® AutomationDrive FC 300 7.5 KW / 10 HP, 380 - 500 VAC, IP20 / Chassis, RFI Class A2 (C3), No brake chopper Further options according to typecode	131B8996	Buy on EAN

VLT® HVAC Drive FC 102 3.0 KW / 4.0 HP, 380 - 480 VAC, No brake chopper, IP20 / Chassis, RFI Class A2 (C3), No A Option, No B Option, Not coated PCB, No Mains Option FC-102P3K0T4E20H2XXXXXXSXXXXAXBXCXXXXDX	131B4994	Buy on EAN
VLT® AutomationDrive FC 300 4.0 KW / 5.5 HP, 380 - 500 VAC, IP20 / Chassis, RFI Class A1/B (C1), No brake chopper Further options according to typecode	131B7921	Buy on EAN
VLT® AutomationDrive FC 300 3.0 KW / 4.0 HP, 380 - 500 VAC, IP20 / Chassis, RFI Class A1/B (C1), No brake chopper Further options according to typecode	131B7920	Buy on EAN
VLT® AutomationDrive FC 300 5.5 KW / 7.5 HP, 380 - 500 VAC, IP20 / Chassis, RFI Class A1/B (C1), Brake chopper Further options according to typecode	131B2403	Buy on EAN
VLT® AutomationDrive FC 300 2.2 KW / 3.0 HP, 380 - 500 VAC, IP20 / Chassis, RFI Class A1/B (C1), Brake chopper Further options according to typecode	131B2402	Buy on EAN
VLT® AutomationDrive FC 300 1.1 KW / 1.5 HP, 380 - 480 VAC, IP20 / Chassis, RFI Class A2 (C3), No brake chopper Further options according to typecode	131B2407	Buy on EAN
VLT® AutomationDrive FC 300 2.2 KW / 3.0 HP, 380 - 480 VAC, IP20 / Chassis, RFI Class A2 (C3), No brake chopper Further options according to typecode	131B2409	Buy on EAN
VLT® AutomationDrive FC 300 0.37 KW / 0.50 HP, 380 - 500 VAC, IP20 / Chassis, RFI Class A1/B (C1), Brake chopper Further options according to typecode	131B0766	Buy on EAN
VLT® HVAC Drive FC 102 55 KW / 75 HP, 380 - 480 VAC, No brake chopper, IP20 / Chassis, RFI Class A1/B (cable len)(C1), No A Option, No B Option, Not coated PCB, No Mains Option FC-102P55KT4E20H3XGXXXXSXXXXAXBXCXXXXDX	131F9941	Buy on EAN
VLT® HVAC Drive FC 102 15 KW / 20 HP, 200 - 240 VAC, No brake chopper, IP20 / Chassis, RFI Class A2 (C3), No A Option, No B Option, Not coated PCB, No Mains Option FC-102P15KT2E20H2XGXXXXSXXXXAXBXCXXXXDX	131H3897	Buy on EAN
VLT® AutomationDrive FC 300 160 KW / 250 HP, 380 - 500 VAC, IP54 / Type 12, RFI Class A2 (C3), No brake chopper Further options according to typecode	131F1982	Buy on EAN
VLT® HVAC Drive FC 102 1.1 KW / 1.5 HP, 380 - 480 VAC, No brake chopper, IP20 / Chassis, RFI Class A2 (C3), LonWorks MCA 108, No B Option, Coated PCB, No Mains Option FC-102P1K1T4E20H2XGCXXXSXXXXAGBXCXXXXDX	131N2807	Buy on EAN
VLT® AutomationDrive FC 300 5.5 KW / 7.5 HP, 200 - 240 VAC, IP20 / Chassis, RFI Class A2 (C3), Brake chopper Further options according to typecode	131G4779	Buy on EAN
VLT® AutomationDrive FC 300 11 KW / 15 HP, 380 - 500 VAC, IP21 / Type 1, RFI Class A2 (C3), No brake chopper Further options according to typecode	131B1577	Buy on EAN
VLT® AutomationDrive FC 300 1.1 KW / 1.5 HP, 380 - 500 VAC, IP66 / NEMA 4X, RFI Class A1/B (C1), No brake chopper Further options according to typecode	131B6252	Buy on EAN

VLT® AutomationDrive FC 300 1.5 KW / 2.0 HP, 380 - 500 VAC, IP20 / Chassis, RFI Class A1/B (C1), No brake chopper Further options according to typecode	131B0453	Buy on EAN
VLT® AutomationDrive FC 300 2.2 KW / 3.0 HP, 380 - 500 VAC, IP20 / Chassis, RFI Class A1/B (C1), No brake chopper Further options according to typecode	131B0454	Buy on EAN
VLT® HVAC Drive FC 102 1.5 KW / 2.0 HP, 380 - 480 VAC, No brake chopper, IP20 / Chassis, RFI Class A2 (C3), PROFIBUS DP MCA 101, No B Option, Not coated PCB, No Mains Option FC-102P1K5T4E20H2XGXXXXSXXXXA0BXCXXXXX	131G0016	Buy on EAN
VLT® AutomationDrive FC 300 37 KW / 50 HP, 380 - 480 VAC, IP21 / Type 1, RFI Class A2 (C3), No brake chopper Further options according to typecode	131B6092	Buy on EAN
VLT® AutomationDrive FC 300 3.0 KW / 4.0 HP, 380 - 500 VAC, IP20 / Chassis, RFI Class A1/B (C1), No brake chopper Further options according to typecode	131B0455	Buy on EAN
VLT® AutomationDrive FC 300 0.75 KW / 1.0 HP, 380 - 480 VAC, IP20 / Chassis A1 Frame, RFI Class A1/B (cable len) (C1), Brake chopper Further options according to typecode	131B2717	Buy on EAN
VLT® HVAC Drive FC 102 7.5 KW / 10 HP, 380 - 480 VAC, No brake chopper, IP20 / Chassis, RFI Class A2 (C3), DeviceNet MCA 104, No B Option, Not coated PCB, No Mains Option FC-102P7K5T4E20H2XGXXXXSXXXXA4BXCXXXXX	131F2428	Buy on EAN
VLT® AutomationDrive FC 300 0.55 KW / 0.75 HP, 380 - 480 VAC, IP20 / Chassis A1 Frame, RFI Class A1/B (cable len)(C1), No brake chopper Further options according to typecode	131B2711	Buy on EAN
VLT® HVAC Drive FC 102 5.5 KW / 7.5 HP, 380 - 480 VAC, Safe Stop, IP20 / Chassis, RFI Class A2 (C3), No A Option, No B Option, Not coated PCB, No Mains Option FC-102P5K5T4E20H2TGXXXXSXXXXAXBXCXXXXX	131N5279	Buy on EAN
VLT® AutomationDrive FC 300 0.75 KW / 1.0 HP, 380 - 480 VAC, IP20 / Chassis A1 Frame, RFI Class A1/B (cable len) (C1), No brake chopper Further options according to typecode	131B2712	Buy on EAN
VLT® AutomationDrive FC 300 5.5 KW / 7.5 HP, 380 - 500 VAC, IP20 / Chassis, RFI Class A1/B (C1), No brake chopper Further options according to typecode	131B0457	Buy on EAN
VLT® AQUA Drive FC 200 4.0 KW / 5.5 HP, 380 - 480 VAC, IP20 / Chassis, RFI Class A2 (C3), No brake chopper FC-202P4K0T4E20H2XGXXXXSXXXXAXBXCXXXXX	131F2424	Buy on EAN
VLT® AutomationDrive FC 300 45 KW / 60 HP, 380 - 500 VAC, IP20 / Chassis, RFI Class A1/B (C1), No brake chopper Further options according to typecode	131H1845	Buy on EAN
VLT® AQUA Drive FC 200 11 KW / 15 HP, 380 - 480 VAC, IP20 / Chassis, RFI Class A2 (C3), No brake chopper FC-202P11K4E20H2XGXXXXSXXXXA0BXCXXXX0	134U4656	Buy on EAN
VLT® AutomationDrive FC 300 30 KW / 40 HP, 380 - 500 VAC, IP20 / Chassis, RFI Class A2 (C3), No brake chopper Further options according to typecode	131F8921	Buy on EAN

VLT® AutomationDrive FC 300 2.2 KW / 3.0 HP, 380 - 480 VAC, IP20 / Chassis, RFI Class A2 (C3), Brake chopper Further options according to typecode	131B0717	Buy on EAN
VLT® AutomationDrive FC 300 4.0 KW / 5.5 HP, 380 - 500 VAC, IP20 / Chassis, RFI Class A2 (C3), No brake chopper Further options according to typecode	131B0711	Buy on EAN
VLT® AutomationDrive FC 300 2.2 KW / 3.0 HP, 380 - 480 VAC, IP20 / Chassis, RFI Class A2 (C3), No brake chopper Further options according to typecode	131B2579	Buy on EAN
VLT® AutomationDrive FC 300 1.5 KW / 2.0 HP, 380 - 480 VAC, IP20 / Chassis, RFI Class A2 (C3), No brake chopper Further options according to typecode	131B2578	Buy on EAN
VLT® AutomationDrive FC 300 1.5 KW / 2.0 HP, 380 - 480 VAC, IP20 / Chassis, RFI Class A2 (C3), No brake chopper Further options according to typecode	131B1374	Buy on EAN
VLT® AutomationDrive FC 300 2.2 KW / 3.0 HP, 380 - 480 VAC, IP20 / Chassis, RFI Class A2 (C3), No brake chopper Further options according to typecode	131B1375	Buy on EAN
VLT® AutomationDrive FC 300 0.75 KW / 1.0 HP, 380 - 480 VAC, IP20 / Chassis, RFI Class A2 (C3), No brake chopper Further options according to typecode	131B1372	Buy on EAN
VLT® AutomationDrive FC 300 1.1 KW / 1.5 HP, 380 - 480 VAC, IP20 / Chassis, RFI Class A2 (C3), No brake chopper Further options according to typecode	131B1373	Buy on EAN
VLT® AutomationDrive FC 300 0.37 KW / 0.50 HP, 380 - 480 VAC, IP20 / Chassis, RFI Class A2 (C3), No brake chopper Further options according to typecode	131B1370	Buy on EAN
VLT® AutomationDrive FC 300 0.55 KW / 0.75 HP, 380 - 480 VAC, IP20 / Chassis, RFI Class A2 (C3), No brake chopper Further options according to typecode	131B1371	Buy on EAN
VLT® AQUA Drive FC 200 5.5 KW / 7.5 HP, 380 - 480 VAC, IP20 / Chassis, RFI Class A1/B (C1), No brake chopper FC-202P5K5T4E20H1XGXXXXSXXXAXBYCXXXXDX	131F5485	Buy on EAN
VLT® AutomationDrive FC 300 0.37 KW / 0.50 HP, 380 - 480 VAC, IP20 / Chassis, RFI Class A2 (C3), No brake chopper Further options according to typecode	131B2577	Buy on EAN
VLT® AutomationDrive FC 300 15 KW / 20 HP, 380 - 500 VAC, IP55 / Type 12, RFI Class A1/B (C1), Brake chopper Further options according to typecode	131B1177	Buy on EAN
VLT® AutomationDrive FC 300 2.2 KW / 3.0 HP, 380 - 500 VAC, IP20 / Chassis, RFI Class A2 (C3), No brake chopper Further options according to typecode	131B2372	Buy on EAN
VLT® AutomationDrive FC 300 1.5 KW / 2.0 HP, 200 - 240 VAC, IP20 / Chassis, RFI Class A1/B (C1), Brake chopper Further options according to typecode	131G3177	Buy on EAN
VLT® AutomationDrive FC 300 2.2 KW / 3.0 HP, 380 - 500 VAC, IP20 / Chassis, RFI Class A1/B (C1), Brake chopper Further options according to typecode	131B4517	Buy on EAN
VLT® AutomationDrive FC 300 11 KW / 15 HP, 380 - 500 VAC, IP21 / Type 1, RFI Class A1/B (C1), Brake chopper Further options according to typecode	131B2375	Buy on EAN

VLT® AutomationDrive FC 300 250 KW / 350 HP, 380 - 500 VAC, IP00 / Chassis, RFI Class A2 (C3), No brake chopper Further options according to typecode	131B6872	Buy on EAN
VLT® AutomationDrive FC 300 250 KW / 350 HP, 380 - 500 VAC, IP21 / Type 1, RFI Class A2 (C3), No brake chopper Further options according to typecode	131B6874	Buy on EAN
VLT® AutomationDrive FC 300 0.75 KW / 1.0 HP, 380 - 480 VAC, IP20 / Chassis, RFI Class A2 (C3), No brake chopper Further options according to typecode	131B1396	Buy on EAN
VLT® AutomationDrive FC 300 1.5 KW / 2.0 HP, 380 - 480 VAC, IP20 / Chassis, RFI Class A2 (C3), No brake chopper Further options according to typecode	131B1397	Buy on EAN
VLT® AutomationDrive FC 300 0.75 KW / 1.0 HP, 200 - 240 VAC, IP20 / Chassis, RFI Class A2 (C3), No brake chopper Further options according to typecode	131B0623	Buy on EAN
VLT® HVAC Drive FC 102 2.2 KW / 3.0 HP, 380 - 480 VAC, No brake chopper, IP20 / Chassis, RFI Class A1/B (cable len)(C1), No A Option, No B Option, Not coated PCB, No Mains Option FC-102P2K2T4E20H3XGXXXXSXXXXAXBXXXXDX	131B5470	Buy on EAN
VLT® HVAC Drive FC 102 5.5 KW / 7.5 HP, 380 - 480 VAC, No brake chopper, IP20 / Chassis, RFI Class A1/B (cable len)(C1), No A Option, No B Option, Not coated PCB, No Mains Option FC-102P5K5T4E20H3XGXXXXSXXXXAXBXXXXDX	131B5473	Buy on EAN
VLT® HVAC Drive FC 102 4.0 KW / 5.5 HP, 380 - 480 VAC, No brake chopper, IP20 / Chassis, RFI Class A1/B (cable len)(C1), No A Option, No B Option, Not coated PCB, No Mains Option FC-102P4K0T4E20H3XGXXXXSXXXXAXBXXXXDX	131B5472	Buy on EAN
VLT® HVAC Drive FC 102 7.5 KW / 10 HP, 380 - 480 VAC, No brake chopper, IP20 / Chassis, RFI Class A1/B (cable len)(C1), No A Option, No B Option, Not coated PCB, No Mains Option FC-102P7K5T4E20H3XGXXXXSXXXXAXBXXXXDX	131B5474	Buy on EAN
VLT® AutomationDrive FC 300 3.7 KW / 5.0 HP, 200 - 240 VAC, IP20 / Chassis, RFI Class A2 (C3), No brake chopper Further options according to typecode	131B0628	Buy on EAN
VLT® AutomationDrive FC 300 15 KW / 20 HP, 380 - 500 VAC, IP21 / Type 1, RFI Class A2 (C3), No brake chopper Further options according to typecode	131B1716	Buy on EAN
VLT® AutomationDrive FC 300 4.0 KW / 5.5 HP, 380 - 500 VAC, IP20 / Chassis, RFI Class A2 (C3), Brake chopper Further options according to typecode	131B0857	Buy on EAN
VLT® HVAC Drive FC 102 5.5 KW / 7.5 HP, 380 - 480 VAC, No brake chopper, IP20 / Chassis, RFI Class A2 (C3), PROFIBUS DP MCA 101, No B Option, Not coated PCB, No Mains Option FC-102P5K5T4E20H2XNXXXXSXXXXA0BXXXXDX	131G0692	Buy on EAN
VLT® AQUA Drive FC 200 1.1 KW / 1.5 HP, 380 - 480 VAC, IP20 / Chassis, RFI Class A2 (C3), Safe Stop FC-202P1K1T4E20H2TXXXXXSXXXXALBXXXXDX	134U3202	Buy on EAN

VLT® AutomationDrive FC 300 7.5 KW / 10 HP, 380 - 480 VAC, IP55 / Type 12, RFI Class A1/B (C1), No brake chopper Further options according to typecode	131B1953	Buy on EAN
VLT® AQUA Drive FC 200 75 KW / 100 HP, 380 - 480 VAC, IP20 / Chassis, RFI Class A2 (C3), Safe Stop FC-202P75KT4E20H2TGXXXXSXXXXA0BXCXXXXX	131U5261	Buy on EAN
VLT® HVAC Drive FC 102 5.5 KW / 7.5 HP, 200 - 240 VAC, No brake chopper, IP20 / Chassis, RFI Class A1/B (C1), No A Option, No B Option, Not coated PCB, No Mains Option FC-102P5K5T2E20H1XGXXXXSXXXXAXBXCXXXXX	131F9318	Buy on EAN
VLT® AutomationDrive FC 300 5.5 KW / 7.5 HP, 200 - 240 VAC, IP20 / Chassis, RFI Class A2 (C3), Brake chopper Further options according to typecode	131F9314	Buy on EAN
VLT® AutomationDrive FC 300 5.5 KW / 7.5 HP, 200 - 240 VAC, IP20 / Chassis, RFI Class A1/B (C1), No brake chopper Further options according to typecode	131F9315	Buy on EAN
VLT® AutomationDrive FC 300 0.55 KW / 0.75 HP, 380 - 480 VAC, IP20 / Chassis A1 Frame, RFI Class A2 (C3), Safe Stop Further options according to typecode	131B4386	Buy on EAN
VLT® AQUA Drive FC 200 15 KW / 20 HP, 380 - 480 VAC, IP20 / Chassis, RFI Class A2 (C3), Safe Stop FC-202P15KT4E20H2TGXXXXSXXXXA0BXCXXXXX	131G9641	Buy on EAN
VLT® AQUA Drive FC 200 22 KW / 30 HP, 380 - 480 VAC, IP20 / Chassis, RFI Class A2 (C3), No brake chopper FC-202P22KT4E20H2XNXXXXSXXXXA4BXCXXXXX	131G1582	Buy on EAN
VLT® AutomationDrive FC 300 5.5 KW / 7.5 HP, 200 - 240 VAC, IP20 / Chassis, RFI Class A2 (C3), No brake chopper Further options according to typecode	131F9313	Buy on EAN
VLT® AutomationDrive FC 300 0.75 KW / 1.0 HP, 380 - 500 VAC, IP20 / Chassis, RFI Class A1/B (C1), Brake chopper Further options according to typecode	131B0537	Buy on EAN
VLT® AutomationDrive FC 300 0.37 KW / 0.50 HP, 380 - 500 VAC, IP20 / Chassis, RFI Class A1/B (C1), Brake chopper Further options according to typecode	131B0024	Buy on EAN
VLT® AutomationDrive FC 300 0.55 KW / 0.75 HP, 380 - 500 VAC, IP20 / Chassis, RFI Class A1/B (C1), No brake chopper Further options according to typecode	131B0027	Buy on EAN
VLT® AutomationDrive FC 300 0.37 KW / 0.50 HP, 380 - 500 VAC, IP20 / Chassis, RFI Class A1/B (C1), No brake chopper Further options according to typecode	131B0026	Buy on EAN
VLT® AutomationDrive FC 300 3.0 KW / 4.0 HP, 380 - 500 VAC, IP20 / Chassis, RFI Class A1/B (C1), Brake chopper Further options according to typecode	131B0021	Buy on EAN
VLT® AutomationDrive FC 300 2.2 KW / 3.0 HP, 380 - 500 VAC, IP20 / Chassis, RFI Class A1/B (C1), Brake chopper Further options according to typecode	131B0020	Buy on EAN
VLT® AutomationDrive FC 300 5.5 KW / 7.5 HP, 380 - 480 VAC, IP20 / Chassis, RFI Class A2 (C3), No brake chopper Further options according to typecode	131B1003	Buy on EAN

VLT® AutomationDrive FC 300 1.1 KW / 1.5 HP, 380 - 500 VAC, IP20 / Chassis, RFI Class A1/B (C1), No brake chopper Further options according to typecode	131B0029	Buy on EAN
VLT® AutomationDrive FC 300 0.75 KW / 1.0 HP, 380 - 500 VAC, IP20 / Chassis, RFI Class A1/B (C1), No brake chopper Further options according to typecode	131B0028	Buy on EAN
VLT® AutomationDrive FC 300 7.5 KW / 10 HP, 380 - 500 VAC, IP20 / Chassis, RFI Class A1/B (C1), Brake chopper Further options according to typecode	131B0539	Buy on EAN
VLT® AutomationDrive FC 300 2.2 KW / 3.0 HP, 380 - 500 VAC, IP20 / Chassis, RFI Class A1/B (C1), Brake chopper Further options according to typecode	131B0538	Buy on EAN
VLT® AQUA Drive FC 200 30 KW / 40 HP, 380 - 480 VAC, IP20 / Chassis, RFI Class A2 (C3), No brake chopper FC-202P30KT4E20H2XGXXXXSXXXXAXBYCXXXXDX	131G1032	Buy on EAN
VLT® AutomationDrive FC 300 3.0 KW / 4.0 HP, 380 - 480 VAC, IP20 / Chassis, RFI Class A1/B (C1), No brake chopper Further options according to typecode	131B1440	Buy on EAN
VLT® AutomationDrive FC 300 11 KW / 15 HP, 380 - 500 VAC, IP20 / Chassis, RFI Class A2 (C3), No brake chopper Further options according to typecode	131F8139	Buy on EAN
VLT® HVAC Drive FC 102 5.5 KW / 7.5 HP, 380 - 480 VAC, No brake chopper, IP20 / Chassis, RFI Class A1/B (C1), LonWorks MCA 108, No B Option, Coated PCB, No Mains Option FC-102P5K5T4E20H1XGCXXXXSXXXXAGBXCXXXXDX	131U7073	Buy on EAN
VLT® HVAC Drive FC 102 2.2 KW / 3.0 HP, 380 - 480 VAC, No brake chopper, IP20 / Chassis, RFI Class A2 (C3), LonWorks MCA 108, No B Option, Not coated PCB, No Mains Option FC-102P2K2T4E20H2XGXXXXSXXXXAGBXCXXXXDX	131F8055	Buy on EAN
VLT® AQUA Drive FC 200 15 KW / 20 HP, 200 - 240 VAC, IP20 / Chassis, RFI Class A2 (C3), No brake chopper FC-202P15KT2E20H2XGXXXXSXXXXAXBXCXXXXDX	131H4017	Buy on EAN
VLT® AutomationDrive FC 300 4.0 KW / 5.5 HP, 380 - 500 VAC, IP20 / Chassis, RFI Class A1/B (C1), Brake chopper Further options according to typecode	131B4703	Buy on EAN
VLT® AutomationDrive FC 300 4.0 KW / 5.5 HP, 380 - 480 VAC, IP66 / NEMA 4X, RFI Class A1/B (C1), No brake chopper Further options according to typecode	131B4529	Buy on EAN
VLT® AQUA Drive FC 200 400 KW / 550 HP, 525 - 690 VAC *, IP54 / Type 12, RFI Class A2 (C3), No brake chopper FC-202N400T7E54H2XGCXXXXSXXXXAXBXCXXXXDX	134G6277	Buy on EAN
VLT® HVAC Drive FC 102 11 KW / 15 HP, 380 - 480 VAC, Safe Stop, IP20 / Chassis, RFI Class A2 (C3), PROFIBUS DP MCA 101, No B Option, Not coated PCB, No Mains Option FC-102P11KT4E20H2TGXXXXSXXXXA0BXCXXXXDX	131X2937	Buy on EAN
VLT® AQUA Drive FC 200 4.0 KW / 5.5 HP, 380 - 480 VAC, IP20 / Chassis, RFI Class A2 (C3), No brake chopper FC-202P4K0T4E20H2XNXXXXSXXXXA0BXCXXXXDX	131G1321	Buy on EAN

VLT® HVAC Drive FC 102 15 KW / 20 HP, 380 - 480 VAC, Safe Stop, IP20 / Chassis, RFI Class A2 (C3), PROFIBUS DP MCA 101, No B Option, Not coated PCB, No Mains Option FC-102P15KT4E20H2TGXXXXSXXXXA0BXCXXXXD0	131X2935	Buy on EAN
VLT® AQUA Drive FC 200 4.0 KW / 5.5 HP, 380 - 480 VAC, IP20 / Chassis, RFI Class A2 (C3), No brake chopper FC-202P4K0T4E20H2XNXXXXSXXXXA4BXCXXXXDX	131G1324	Buy on EAN
VLT® HVAC Drive FC 102 7.5 KW / 10 HP, 380 - 480 VAC, Safe Stop, IP20 / Chassis, RFI Class A2 (C3), PROFIBUS DP MCA 101, No B Option, Not coated PCB, No Mains Option FC-102P7K5T4E20H2TGXXXXSXXXXA0BXCXXXXD0	131X2932	Buy on EAN
VLT® AutomationDrive FC 300 0.75 KW / 1.0 HP, 380 - 500 VAC, IP66 / NEMA 4X, RFI Class A1/B (C1), No brake chopper Further options according to typecode	131B6414	Buy on EAN
VLT® AQUA Drive FC 200 4.0 KW / 5.5 HP, 380 - 480 VAC, IP20 / Chassis, RFI Class A2 (C3), No brake chopper FC-202P4K0T4E20H2XGXXXXSXXXXA4BXCXXXXDX	131G1327	Buy on EAN
VLT® AutomationDrive FC 300 1.1 KW / 1.5 HP, 380 - 500 VAC, IP20 / Chassis, RFI Class A2 (C3), No brake chopper Further options according to typecode	131B0847	Buy on EAN
VLT® AutomationDrive FC 300 11 KW / 15 HP, 380 - 480 VAC, IP20 / Chassis, RFI Class A1/B (C1), Brake chopper Further options according to typecode	131F8331	Buy on EAN
VLT® AutomationDrive FC 300 3.0 KW / 4.0 HP, 380 - 480 VAC, IP20 / Chassis, RFI Class A2 (C3), No brake chopper Further options according to typecode	131B3383	Buy on EAN
VLT® AutomationDrive FC 300 15 KW / 20 HP, 380 - 480 VAC, IP20 / Chassis, RFI Class A1/B (C1), Brake chopper Further options according to typecode	131F8332	Buy on EAN
VLT® AutomationDrive FC 300 1.5 KW / 2.0 HP, 380 - 480 VAC, IP20 / Chassis, RFI Class A1/B (C1), No brake chopper Further options according to typecode	131B1296	Buy on EAN
VLT® AutomationDrive FC 300 1.5 KW / 2.0 HP, 380 - 500 VAC, IP20 / Chassis, RFI Class A1/B (C1), No brake chopper Further options according to typecode	131F0063	Buy on EAN
VLT® HVAC Drive FC 102 11 KW / 15 HP, 380 - 480 VAC, No brake chopper, IP20 / Chassis, RFI Class A2 (C3), No A Option, No B Option, Not coated PCB, No Mains Option FC-102P11KT4E20H2XGXXXXSXXXXAXBXCXXXXD0	131B9720	Buy on EAN
VLT® AutomationDrive FC 300 1.5 KW / 2.0 HP, 380 - 500 VAC, IP55 / Type 12, RFI Class A1/B (C1), Brake chopper Further options according to typecode	131B3360	Buy on EAN
VLT® AQUA Drive FC 200 7.5 KW / 10 HP, 200 - 240 VAC, IP20 / Chassis, RFI Class A2 (C3), No brake chopper FC-202P7K5T2E20H2XGCXXXXSXXXXA0BXCXXXXDX	131L2555	Buy on EAN
VLT® AQUA Drive FC 200 2.2 KW / 3.0 HP, 200 - 240 VAC, IP20 / Chassis, RFI Class A2 (C3), No brake chopper FC-202P2K2T2E20H2XGCXXXXSXXXXA0BXCXXXXDX	131L2551	Buy on EAN
VLT® HVAC Drive FC 102 75 KW / 100 HP, 380 - 480 VAC, Safe Stop, IP20 / Chassis, RFI Class A2 (C3), No A Option, MCB-105 Relay Card, Not coated PCB, No Mains Option FC-102P75KT4E20H2TGXXXXSXXXXAXBPCXXXXDX	134H3932	Buy on EAN

VLT® AutomationDrive FC 300 18.5 KW / 25 HP, 380 - 480 VAC, IP55 / Type 12, RFI Class A1/B (C1), Brake chopper Further options according to typecode	131B1519	Buy on EAN
VLT® AQUA Drive FC 200 11 KW / 15 HP, 200 - 240 VAC, IP20 / Chassis, RFI Class A2 (C3), No brake chopper FC-202P11KT2E20H2XGXXXXXAXBXCXXXXX	131H2531	Buy on EAN
VLT® AQUA Drive FC 200 7.5 KW / 10 HP, 380 - 480 VAC, IP20 / Chassis, RFI Class A2 (C3), Safe Stop FC-202P7K5T4E20H2TGXXXXXAXBXCXXXXX	131F9629	Buy on EAN
VLT® AutomationDrive FC 300 1.5 KW / 2.0 HP, 380 - 480 VAC, IP20 / Chassis, RFI Class A2 (C3), No brake chopper Further options according to typecode	131B2408	Buy on EAN
VLT® AutomationDrive FC 300 5.5 KW / 7.5 HP, 200 - 240 VAC, IP20 / Chassis, RFI Class A1/B (C1), Brake chopper Further options according to typecode	134N3830	Buy on EAN
VLT® AQUA Drive FC 200 5.5 KW / 7.5 HP, 380 - 480 VAC, IP20 / Chassis, RFI Class A2 (C3), No brake chopper FC-202P5K5T4E20H2XXXXXAXBXCXXXXX	131H3021	Buy on EAN
VLT® HVAC Drive FC 102 3.0 KW / 4.0 HP, 380 - 480 VAC, Safe Stop, IP20 / Chassis, RFI Class A1/B (C1), No A Option, No B Option, Not coated PCB, No Mains Option FC-102P3K0T4E20H1TGXXXXXAXBXCXXXXX	131B9854	Buy on EAN
VLT® HVAC Drive FC 102 2.2 KW / 3.0 HP, 380 - 480 VAC, Safe Stop, IP20 / Chassis, RFI Class A1/B (C1), No A Option, No B Option, Not coated PCB, No Mains Option FC-102P2K2T4E20H1TGXXXXXAXBXCXXXXX	131B9851	Buy on EAN
VLT® AutomationDrive FC 300 4.0 KW / 5.5 HP, 380 - 500 VAC, IP66 / NEMA 4X, RFI Class A1/B (C1), No brake chopper Further options according to typecode	131B6358	Buy on EAN
VLT® AutomationDrive FC 300 7.5 KW / 10 HP, 380 - 500 VAC, IP66 / NEMA 4X, RFI Class A2 (C3), No brake chopper Further options according to typecode	131B7736	Buy on EAN
VLT® AQUA Drive FC 200 3.0 KW / 4.0 HP, 380 - 480 VAC, IP20 / Chassis, RFI Class A1/B (C1), No brake chopper FC-202P3K0T4E20H1XXXXXAXBXCXXXXX	131F7868	Buy on EAN
VLT® AQUA Drive FC 200 22 KW / 30 HP, 380 - 480 VAC, IP20 / Chassis, RFI Class A2 (C3), No brake chopper FC-202P22KT4E20H2XXXXXAXBXCXXXXX	131G2107	Buy on EAN
VLT® HVAC Drive FC 102 4.0 KW / 5.5 HP, 380 - 480 VAC, No brake chopper, IP20 / Chassis, RFI Class A2 (C3), PROFIBUS DP MCA 101, No B Option, Not coated PCB, No Mains Option FC-102P4K0T4E20H2XGXXXXXAXBXCXXXXX	131F6460	Buy on EAN
VLT® AutomationDrive FC 300 30 KW / 40 HP, 380 - 500 VAC, IP21 / Type 1, RFI Class A2 (C3), No brake chopper Further options according to typecode	131G2103	Buy on EAN
VLT® AQUA Drive FC 200 7.5 KW / 10 HP, 200 - 240 VAC, IP20 / Chassis, RFI Class A2 (C3), No brake chopper FC-202P7K5T2E20H2XXXXXAXBXCXXXXX	131F8467	Buy on EAN
VLT® AutomationDrive FC 300 11 KW / 15 HP, 380 - 500 VAC, IP21 / Type 1, RFI Class A1/B (C1), Brake chopper Further options according to typecode	131F7190	Buy on EAN

VLT® AutomationDrive FC 300 5.5 KW / 7.5 HP, 380 - 500 VAC, IP20 / Chassis, RFI Class A2 (C3), No brake chopper Further options according to typecode	131G7641	Buy on EAN
VLT® AQUA Drive FC 200 11 KW / 15 HP, 380 - 480 VAC, IP20 / Chassis, RFI Class A1/B (C1), No brake chopper FC-202P11KT4E20H1XGXXXXSXXXXA0BXCXXXXD0	131F7310	Buy on EAN
VLT® AutomationDrive FC 300 5.5 KW / 7.5 HP, 380 - 500 VAC, IP20 / Chassis, RFI Class A1/B (C1), No brake chopper Further options according to typecode	131B3162	Buy on EAN
VLT® AQUA Drive FC 200 1.5 KW / 2.0 HP, 380 - 480 VAC, IP20 / Chassis, RFI Class A1/B (C1), No brake chopper FC-202P1K5T4E20H1XGXXXXSXXXXAXBXCXXXXDX	131B8290	Buy on EAN
VLT® AutomationDrive FC 300 7.5 KW / 10 HP, 380 - 480 VAC, IP55 / Type 12, RFI Class A1/B (C1), Brake chopper Further options according to typecode	131B2387	Buy on EAN
VLT® AQUA Drive FC 200 1.5 KW / 2.0 HP, 380 - 480 VAC, IP20 / Chassis, RFI Class A1/B (C1), No brake chopper FC-202P1K5T4E20H1XGXXXXSXXXXA0BXCXXXXDX	131B8456	Buy on EAN
VLT® AQUA Drive FC 200 5.5 KW / 7.5 HP, 380 - 480 VAC, IP20 / Chassis, RFI Class A2 (C3), No brake chopper FC-202P5K5T4E20H2XGXXXXSXXXXA0BXCXXXXDX	131H6012	Buy on EAN
VLT® AutomationDrive FC 300 0.75 KW / 1.0 HP, 380 - 500 VAC, IP20 / Chassis, RFI Class A2 (C3), No brake chopper Further options according to typecode	131B2416	Buy on EAN
VLT® AQUA Drive FC 200 11 KW / 15 HP, 380 - 480 VAC, IP20 / Chassis, RFI Class A2 (C3), No brake chopper FC-202P11KT4E20H2XXXXXSXXXXA0BXCXXXXDX	131H3683	Buy on EAN
VLT® AutomationDrive FC 300 1.1 KW / 1.5 HP, 380 - 500 VAC, IP55 / Type 12, RFI Class A1/B (C1), No brake chopper Further options according to typecode	131B2414	Buy on EAN
VLT® HVAC Drive FC 102 30 KW / 40 HP, 380 - 480 VAC, No brake chopper, IP20 / Chassis, RFI Class A2 (C3), PROFIBUS DP MCA 101, No B Option, Not coated PCB, No Mains Option FC-102P30KT4E20H2XGXXXXSXXXXA0BXCXXXXDX	131G0858	Buy on EAN
VLT® AutomationDrive FC 300 1.1 KW / 1.5 HP, 380 - 500 VAC, IP20 / Chassis, RFI Class A1/B (C1), No brake chopper Further options according to typecode	131B2147	Buy on EAN
VLT® AQUA Drive FC 200 18.5 KW / 25 HP, 380 - 480 VAC, IP20 / Chassis, RFI Class A2 (C3), No brake chopper FC-202P18KT4E20H2XGXXXXSXXXXA0BXCXXXXDX	131H6014	Buy on EAN
VLT® HVAC Drive FC 102 37 KW / 50 HP, 380 - 480 VAC, No brake chopper, IP20 / Chassis, RFI Class A2 (C3), LonWorks MCA 108, No B Option, Not coated PCB, No Mains Option FC-102P37KT4E20H2XNXXXXSXXXXAGBXCXXXXDX	131G7096	Buy on EAN
VLT® AutomationDrive FC 300 4.0 KW / 5.5 HP, 380 - 500 VAC, IP20 / Chassis, RFI Class A1/B (C1), Brake chopper Further options according to typecode	131B0799	Buy on EAN
VLT® AutomationDrive FC 300 55 KW / 75 HP, 380 - 500 VAC, IP21 / Type 1, RFI Class A2 (C3), Brake chopper Further options according to typecode	131B8856	Buy on EAN

VLT® AutomationDrive FC 300 5.5 KW / 7.5 HP, 380 - 500 VAC, IP20 / Chassis, RFI Class A2 (C3), Brake chopper Further options according to typecode	131B0798	Buy on EAN
VLT® AQUA Drive FC 200 30 KW / 40 HP, 380 - 480 VAC, IP20 / Chassis, RFI Class A1/B (C1), No brake chopper FC-202P30KT4E20H1XGXXXXSXXXXALBXCXXXXDX	131X1568	Buy on EAN
VLT® AutomationDrive FC 300 132 KW / 200 HP, 380 - 500 VAC, IP54 / Type 12, RFI Class A2 (C3), No brake chopper Further options according to typecode	131G2498	Buy on EAN
VLT® AQUA Drive FC 200 0.75 KW / 1.0 HP, 380 - 480 VAC, IP20 / Chassis, RFI Class A1/B (C1), No brake chopper FC-202PK75T4E20H1XGXXXXSXXXXALBXCXXXXDX	131X1561	Buy on EAN
VLT® AutomationDrive FC 300 18.5 KW / 25 HP, 200 - 240 VAC, IP20 / Chassis, RFI Class A2 (C3), Brake chopper Further options according to typecode	131H5353	Buy on EAN
VLT® AQUA Drive FC 200 3.0 KW / 4.0 HP, 380 - 480 VAC, IP20 / Chassis, RFI Class A1/B (C1), No brake chopper FC-202P3K0T4E20H1XGXXXXSXXXXALBXCXXXXDX	131X1563	Buy on EAN
VLT® AQUA Drive FC 200 2.2 KW / 3.0 HP, 380 - 480 VAC, IP20 / Chassis, RFI Class A1/B (C1), No brake chopper FC-202P2K2T4E20H1XGXXXXSXXXXALBXCXXXXDX	131X1562	Buy on EAN
VLT® AQUA Drive FC 200 7.5 KW / 10 HP, 380 - 480 VAC, IP20 / Chassis, RFI Class A1/B (C1), No brake chopper FC-202P7K5T4E20H1XGXXXXSXXXXALBXCXXXXDX	131X1565	Buy on EAN
VLT® AQUA Drive FC 200 4.0 KW / 5.5 HP, 380 - 480 VAC, IP20 / Chassis, RFI Class A1/B (C1), No brake chopper FC-202P4K0T4E20H1XGXXXXSXXXXALBXCXXXXDX	131X1564	Buy on EAN
VLT® AQUA Drive FC 200 18.5 KW / 25 HP, 380 - 480 VAC, IP20 / Chassis, RFI Class A1/B (C1), No brake chopper FC-202P18KT4E20H1XGXXXXSXXXXALBXCXXXXDX	131X1567	Buy on EAN
VLT® AQUA Drive FC 200 11 KW / 15 HP, 380 - 480 VAC, IP20 / Chassis, RFI Class A1/B (C1), No brake chopper FC-202P11KT4E20H1XGXXXXSXXXXALBXCXXXXDX	131X1566	Buy on EAN
VLT® AQUA Drive FC 200 0.37 KW / 0.50 HP, 380 - 480 VAC, IP20 / Chassis, RFI Class A2 (C3), No brake chopper FC-202PK37T4E20H2XGXXXXSXXXXA0BXCXXXXD0	131X4519	Buy on EAN
VLT® HVAC Drive FC 102 1.1 KW / 1.5 HP, 200 - 240 VAC, No brake chopper, IP20 / Chassis, RFI Class A2 (C3), No A Option, No B Option, Not coated PCB, No Mains Option FC-102P1K1T2E20H2XGXXXXSXXXXAXBXCXXXXDX	131B3458	Buy on EAN
VLT® AQUA Drive FC 200 3.7 KW / 5.0 HP, 200 - 240 VAC, IP20 / Chassis, RFI Class A2 (C3), No brake chopper FC-202P3K7T2E20H2XGXXXXSXXXXAXBXCXXXXDX	131B9210	Buy on EAN
VLT® AutomationDrive FC 300 7.5 KW / 10 HP, 380 - 500 VAC, IP20 / Chassis, RFI Class A1/B (C1), No brake chopper Further options according to typecode	131H1837	Buy on EAN
VLT® AutomationDrive FC 300 30 KW / 40 HP, 380 - 500 VAC, IP20 / Chassis, RFI Class A2 (C3), Brake chopper Further options according to typecode	131G0267	Buy on EAN

VLT® AutomationDrive FC 300 0.75 KW / 1.0 HP, 380 - 500 VAC, IP55 / Type 12, RFI Class A1/B (C1), No brake chopper Further options according to typecode	131B2967	Buy on EAN
VLT® HVAC Drive FC 102 90 KW / 125 HP, 380 - 480 VAC, Safe Stop, IP20 / Chassis, RFI Class A2 (C3), PROFIBUS DP MCA 101, No B Option, Not coated PCB, No Mains Option FC-102P90KT4E20H2TGXXXXSXXXXA0BXCXXXXX	131U4454	Buy on EAN
VLT® AutomationDrive FC 300 18.5 KW / 25 HP, 200 - 240 VAC, IP21 / Type 1, RFI Class A2 (C3), Brake chopper Further options according to typecode	131B8969	Buy on EAN
VLT® AutomationDrive FC 300 1.1 KW / 1.5 HP, 380 - 500 VAC, IP20 / Chassis, RFI Class A2 (C3), No brake chopper Further options according to typecode	131B0579	Buy on EAN
VLT® AutomationDrive FC 300 3.7 KW / 5.0 HP, 200 - 240 VAC, IP20 / Chassis, RFI Class A2 (C3), No brake chopper Further options according to typecode	131B1192	Buy on EAN
VLT® AutomationDrive FC 300 11 KW / 15 HP, 200 - 240 VAC, IP20 / Chassis, RFI Class A1/B (C1), No brake chopper Further options according to typecode	131X4426	Buy on EAN
VLT® AutomationDrive FC 300 5.5 KW / 7.5 HP, 380 - 500 VAC, IP20 / Chassis, RFI Class A2 (C3), No brake chopper Further options according to typecode	131B2568	Buy on EAN
VLT® AutomationDrive FC 300 0.37 KW / 0.50 HP, 200 - 240 VAC, IP20 / Chassis, RFI Class A1/B (C1), No brake chopper Further options according to typecode	131B0630	Buy on EAN
VLT® HVAC Drive FC 102 55 KW / 75 HP, 380 - 480 VAC, No brake chopper, IP20 / Chassis, RFI Class A2 (C3), PROFIBUS DP MCA 101, No B Option, Not coated PCB, No Mains Option FC-102P55KT4E20H2XGXXXXSXXXXA0BXCXXXXX	131H6226	Buy on EAN
VLT® AutomationDrive FC 300 0.75 KW / 1.0 HP, 380 - 480 VAC, IP20 / Chassis A1 Frame, RFI Class A2 (C3), Brake chopper Further options according to typecode	131B2363	Buy on EAN
VLT® AQUA Drive FC 200 0.37 KW / 0.50 HP, 380 - 480 VAC, IP20 / Chassis, RFI Class A1/B (C1), No brake chopper FC-202PK37T4E20H1XXXXXSXXXXA0BXCXXXXX	131H0634	Buy on EAN
VLT® AQUA Drive FC 200 22 KW / 30 HP, 380 - 480 VAC, IP20 / Chassis, RFI Class A2 (C3), No brake chopper FC-202P22KT4E20H2XGXXXXSXXXXALBXCXXXXX	131Z5574	Buy on EAN
VLT® AutomationDrive FC 300 132 KW / 200 HP, 380 - 500 VAC, IP54 / Type 12, RFI Class A2 (C3), No brake chopper Further options according to typecode	131B6848	Buy on EAN
VLT® AutomationDrive FC 300 132 KW / 200 HP, 380 - 500 VAC, IP21 / Type 1, RFI Class A2 (C3), No brake chopper Further options according to typecode	131B6846	Buy on EAN
VLT® AutomationDrive FC 300 1.5 KW / 2.0 HP, 380 - 500 VAC, IP20 / Chassis, RFI Class A1/B (C1), No brake chopper Further options according to typecode	131B0330	Buy on EAN
VLT® AutomationDrive FC 300 132 KW / 200 HP, 380 - 500 VAC, IP00 / Chassis, RFI Class A2 (C3), No brake chopper Further options according to typecode	131B6842	Buy on EAN

VLT® HVAC Drive FC 102 15 KW / 20 HP, 200 - 240 VAC, No brake chopper, IP20 / Chassis, RFI Class A1/B (C1), No A Option, No B Option, Not coated PCB, No Mains Option FC-102P15KT2E20H1XGXXXXXXXAXBXCXXXXX	131H5222	Buy on EAN
VLT® HVAC Drive FC 102 37 KW / 50 HP, 380 - 480 VAC, No brake chopper, IP20 / Chassis, RFI Class A2 (C3), LonWorks MCA 108, No B Option, Coated PCB, No Mains Option FC-102P37KT4E20H2XNXXXXXXXAGBXCXXXXX	134G4230	Buy on EAN
VLT® AQUA Drive FC 200 7.5 KW / 10 HP, 380 - 480 VAC, IP20 / Chassis, RFI Class A2 (C3), No brake chopper FC-202P7K5T4E20H2XNXXXXXXXAXBXCXXXXX	131F1524	Buy on EAN
VLT® AQUA Drive FC 200 5.5 KW / 7.5 HP, 380 - 480 VAC, IP20 / Chassis, RFI Class A2 (C3), No brake chopper FC-202P5K5T4E20H2XNXXXXXXXAXBXCXXXXX	131F1523	Buy on EAN
VLT® AQUA Drive FC 200 4.0 KW / 5.5 HP, 380 - 480 VAC, IP20 / Chassis, RFI Class A2 (C3), No brake chopper FC-202P4K0T4E20H2XNXXXXXXXAXBXCXXXXX	131F1522	Buy on EAN
VLT® AQUA Drive FC 200 3.0 KW / 4.0 HP, 380 - 480 VAC, IP20 / Chassis, RFI Class A2 (C3), No brake chopper FC-202P3K0T4E20H2XNXXXXXXXAXBXCXXXXX	131F1521	Buy on EAN
VLT® AQUA Drive FC 200 2.2 KW / 3.0 HP, 380 - 480 VAC, IP20 / Chassis, RFI Class A2 (C3), No brake chopper FC-202P2K2T4E20H2XNXXXXXXXAXBXCXXXXX	131F1520	Buy on EAN
VLT® AutomationDrive FC 300 7.5 KW / 10 HP, 200 - 240 VAC, IP20 / Chassis, RFI Class A2 (C3), Brake chopper Further options according to typecode	134U5647	Buy on EAN
VLT® AutomationDrive FC 300 15 KW / 20 HP, 380 - 480 VAC, IP55 / Type 12, RFI Class A1/B (C1), No brake chopper Further options according to typecode	131B5267	Buy on EAN
VLT® AutomationDrive FC 300 4.0 KW / 5.5 HP, 380 - 500 VAC, IP20 / Chassis, RFI Class A1/B (C1), No brake chopper Further options according to typecode	131B0532	Buy on EAN
VLT® AutomationDrive FC 300 1.1 KW / 1.5 HP, 380 - 480 VAC, IP55 / Type 12, RFI Class A2 (C3), No brake chopper Further options according to typecode	131B1927	Buy on EAN
VLT® AQUA Drive FC 200 11 KW / 15 HP, 380 - 480 VAC, IP20 / Chassis, RFI Class A1/B (C1), No brake chopper FC-202P11KT4E20H1XGCXXXXXXXAXBXCXXXXX	131L1090	Buy on EAN
VLT® AQUA Drive FC 200 5.5 KW / 7.5 HP, 380 - 480 VAC, IP20 / Chassis, RFI Class A1/B (C1), No brake chopper FC-202P5K5T4E20H1XGCXXXXXXXAXBXCXXXXX	131F3968	Buy on EAN
VLT® AQUA Drive FC 200 37 KW / 50 HP, 380 - 480 VAC, IP20 / Chassis, RFI Class A2 (C3), No brake chopper FC-202P37KT4E20H2XGXXXXXXXA0BYCXXXXX	131G1625	Buy on EAN
VLT® AQUA Drive FC 200 37 KW / 50 HP, 380 - 480 VAC, IP20 / Chassis, RFI Class A2 (C3), No brake chopper FC-202P37KT4E20H2XGXXXXXXXAXBXCXXXXX	131G1624	Buy on EAN
VLT® AQUA Drive FC 200 7.5 KW / 10 HP, 380 - 480 VAC, IP20 / Chassis, RFI Class A1/B (C1), No brake chopper FC-202P7K5T4E20H1XGCXXXXXXXAXBXCXXXXX	131F3900	Buy on EAN

VLT® AutomationDrive FC 300 3.0 KW / 4.0 HP, 380 - 500 VAC, IP20 / Chassis, RFI Class A1/B (C1), No brake chopper Further options according to typecode	131B0032	Buy on EAN
VLT® AutomationDrive FC 300 1.5 KW / 2.0 HP, 380 - 500 VAC, IP20 / Chassis, RFI Class A1/B (C1), No brake chopper Further options according to typecode	131B0030	Buy on EAN
VLT® AutomationDrive FC 300 2.2 KW / 3.0 HP, 380 - 500 VAC, IP20 / Chassis, RFI Class A1/B (C1), No brake chopper Further options according to typecode	131B0031	Buy on EAN
VLT® AutomationDrive FC 300 1.1 KW / 1.5 HP, 380 - 500 VAC, IP20 / Chassis, RFI Class A1/B (C1), No brake chopper Further options according to typecode	131B0036	Buy on EAN
VLT® HVAC Drive FC 102 30 KW / 40 HP, 380 - 480 VAC, Safe Stop, IP20 / Chassis, RFI Class A1/B (C1), No A Option, No B Option, Not coated PCB, No Mains Option FC-102P30KT4E20H1TGXXXXSXXXXAXBXCXXXXDX	131H2986	Buy on EAN
VLT® AutomationDrive FC 300 3.0 KW / 4.0 HP, 380 - 500 VAC, IP20 / Chassis, RFI Class A1/B (C1), No brake chopper Further options according to typecode	131B0526	Buy on EAN
VLT® AutomationDrive FC 300 3.0 KW / 4.0 HP, 380 - 500 VAC, IP20 / Chassis, RFI Class A1/B (C1), No brake chopper Further options according to typecode	131B0527	Buy on EAN
VLT® AutomationDrive FC 300 1.5 KW / 2.0 HP, 380 - 500 VAC, IP20 / Chassis, RFI Class A1/B (C1), No brake chopper Further options according to typecode	131B0520	Buy on EAN
VLT® HVAC Drive FC 102 90 KW / 125 HP, 380 - 480 VAC, Safe Stop, IP20 / Chassis, RFI Class A2 (C3), No A Option, No B Option, Not coated PCB, No Mains Option FC-102P90KT4E20H2TGXXXXSXXXXAXBXCXXXXDX	131L0945	Buy on EAN
VLT® AutomationDrive FC 300 2.2 KW / 3.0 HP, 380 - 500 VAC, IP20 / Chassis, RFI Class A1/B (C1), No brake chopper Further options according to typecode	131B0522	Buy on EAN
VLT® AutomationDrive FC 300 1.5 KW / 2.0 HP, 380 - 500 VAC, IP20 / Chassis, RFI Class A1/B (C1), Brake chopper Further options according to typecode	131B1035	Buy on EAN
VLT® AutomationDrive FC 300 15 KW / 20 HP, 380 - 480 VAC, IP21 / Type 1, RFI Class A2 (C3), No brake chopper Further options according to typecode	131B3672	Buy on EAN
VLT® AutomationDrive FC 300 7.5 KW / 10 HP, 380 - 500 VAC, IP20 / Chassis, RFI Class A2 (C3), No brake chopper Further options according to typecode	131B1031	Buy on EAN
VLT® AutomationDrive FC 300 4.0 KW / 5.5 HP, 380 - 500 VAC, IP20 / Chassis, RFI Class A1/B (C1), No brake chopper Further options according to typecode	131B0529	Buy on EAN
VLT® AQUA Drive FC 200 22 KW / 30 HP, 380 - 480 VAC, IP20 / Chassis, RFI Class A2 (C3), Safe Stop FC-202P22KT4E20H2TGXXXXSXXXXA0BYCXXXXDX	131L0546	Buy on EAN
VLT® AQUA Drive FC 200 3.7 KW / 5.0 HP, 200 - 240 VAC, IP20 / Chassis, RFI Class A2 (C3), Safe Stop FC-202P3K7T2E20H2TXXXXSXXXXAXBXCXXXXDX	134N8118	Buy on EAN

VLT® AutomationDrive FC 300 15 KW / 20 HP, 380 - 480 VAC, IP55 / Type 12, RFI Class A2 (C3), No brake chopper Further options according to typecode	131B3958	Buy on EAN
VLT® AutomationDrive FC 300 18.5 KW / 25 HP, 200 - 240 VAC, IP20 / Chassis, RFI Class A2 (C3), No brake chopper Further options according to typecode	131F2985	Buy on EAN
VLT® AQUA Drive FC 200 1.5 KW / 2.0 HP, 200 - 240 VAC, IP20 / Chassis, RFI Class A2 (C3), Safe Stop FC-202P1K5T2E20H2TXXXXXSXXXXAXBXCXXXXDX	134N8116	Buy on EAN
VLT® AQUA Drive FC 200 2.2 KW / 3.0 HP, 200 - 240 VAC, IP20 / Chassis, RFI Class A2 (C3), Safe Stop FC-202P2K2T2E20H2TXXXXXSXXXXAXBXCXXXXDX	134N8117	Buy on EAN
VLT® AutomationDrive FC 300 1.5 KW / 2.0 HP, 380 - 500 VAC, IP20 / Chassis, RFI Class A1/B (C1), No brake chopper Further options according to typecode	131B4287	Buy on EAN
VLT® AQUA Drive FC 200 22 KW / 30 HP, 380 - 480 VAC, IP20 / Chassis, RFI Class A2 (C3), Safe Stop FC-202P22KT4E20H2TGXXXXXSXXXXAXBXCXXXXDX	131H9291	Buy on EAN
VLT® AutomationDrive FC 300 5.5 KW / 7.5 HP, 380 - 500 VAC, IP55 / Type12 Backplate, RFI Class A2 (C3), Brake chopper Further options according to typecode	131F0453	Buy on EAN
VLT® AutomationDrive FC 300 7.5 KW / 10 HP, 380 - 500 VAC, IP20 / Chassis, RFI Class A1/B (C1), No brake chopper Further options according to typecode	131B0458	Buy on EAN
VLT® AutomationDrive FC 300 0.37 KW / 0.50 HP, 380 - 500 VAC, IP20 / Chassis, RFI Class A1/B (C1), No brake chopper Further options according to typecode	131B0459	Buy on EAN
VLT® AutomationDrive FC 300 160 KW / 250 HP, 380 - 500 VAC, IP21 / Type 1, RFI Class A2 (C3), No brake chopper Further options according to typecode	131F1980	Buy on EAN
VLT® AutomationDrive FC 300 160 KW / 250 HP, 380 - 500 VAC, IP54 / Type 12, RFI class A1 (C2), No brake chopper Further options according to typecode	131F1983	Buy on EAN
VLT® AutomationDrive FC 300 1.1 KW / 1.5 HP, 380 - 500 VAC, IP20 / Chassis, RFI Class A1/B (C1), No brake chopper Further options according to typecode	131B0452	Buy on EAN
VLT® AutomationDrive FC 300 37 KW / 50 HP, 380 - 480 VAC, IP21 / Type 1, RFI Class A2 (C3), Brake chopper Further options according to typecode	131B6466	Buy on EAN
VLT® AQUA Drive FC 200 4.0 KW / 5.5 HP, 380 - 480 VAC, IP20 / Chassis, RFI Class A2 (C3), No brake chopper FC-202P4K0T4E20H2XXXXXSXXXXA4BXCXXXXDX	131G1317	Buy on EAN
VLT® AutomationDrive FC 300 5.5 KW / 7.5 HP, 380 - 500 VAC, IP20 / Chassis, RFI Class A1/B (C1), No brake chopper Further options according to typecode	131G6471	Buy on EAN
VLT® AutomationDrive FC 300 30 KW / 40 HP, 380 - 480 VAC, IP55 / Type 12, RFI Class A1/B (C1), Brake chopper Further options according to typecode	131B6460	Buy on EAN
VLT® AutomationDrive FC 300 2.2 KW / 3.0 HP, 380 - 500 VAC, IP20 / Chassis, RFI Class A2 (C3), Brake chopper Further options according to typecode	131B0856	Buy on EAN

VLT® AutomationDrive FC 300 1.5 KW / 2.0 HP, 380 - 500 VAC, IP20 / Chassis, RFI Class A2 (C3), Brake chopper Further options according to typecode	131B0850	Buy on EAN
VLT® AQUA Drive FC 200 2.2 KW / 3.0 HP, 380 - 480 VAC, IP20 / Chassis, RFI Class A2 (C3), No brake chopper FC-202P2K2T4E20H2XNXXXXSXXXXA4BXCXXXXDX	131G1271	Buy on EAN
VLT® HVAC Drive FC 102 3.0 KW / 4.0 HP, 380 - 480 VAC, No brake chopper, IP20 / Chassis, RFI Class A2 (C3), LonWorks MCA 108, No B Option, Not coated PCB, No Mains Option FC-102P3K0T4E20H2XGXXXXSXXXXAGBXCXXXXDX	131F8056	Buy on EAN
VLT® HVAC Drive FC 102 4.0 KW / 5.5 HP, 380 - 480 VAC, No brake chopper, IP20 / Chassis, RFI Class A2 (C3), LonWorks MCA 108, No B Option, Not coated PCB, No Mains Option FC-102P4K0T4E20H2XGXXXXSXXXXAGBXCXXXXDX	131F8057	Buy on EAN
VLT® HVAC Drive FC 102 11 KW / 15 HP, 380 - 480 VAC, No brake chopper, IP20 / Chassis, RFI Class A2 (C3), LonWorks MCA 108, No B Option, Not coated PCB, No Mains Option FC-102P11KT4E20H2XGXXXXSXXXXAGBXCXXXXDX	131F8059	Buy on EAN
VLT® AQUA Drive FC 200 7.5 KW / 10 HP, 200 - 240 VAC, IP20 / Chassis, RFI Class A2 (C3), No brake chopper FC-202P7K5T2E20H2XGXXXXSXXXXA0BXCXXXXDX	131L4086	Buy on EAN
VLT® HVAC Drive FC 102 90 KW / 125 HP, 380 - 480 VAC, No brake chopper, IP20 / Chassis, RFI Class A2 (C3), LonWorks MCA 108, No B Option, Coated PCB, No Mains Option FC-102P90KT4E20H2XGCXXXXSXXXXAGBXCXXXXDX	134H5792	Buy on EAN
VLT® AutomationDrive FC 300 3.0 KW / 4.0 HP, 380 - 500 VAC, IP20 / Chassis, RFI Class A1/B (C1), No brake chopper Further options according to typecode	131G2022	Buy on EAN
VLT® AQUA Drive FC 200 11 KW / 15 HP, 380 - 480 VAC, IP20 / Chassis, RFI Class A2 (C3), No brake chopper FC-202P11KT4E20H2XNXXXXSXXXXAXBXCXXXXDX	131F8582	Buy on EAN
VLT® AQUA Drive FC 200 22 KW / 30 HP, 380 - 480 VAC, IP20 / Chassis, RFI Class A2 (C3), No brake chopper FC-202P22KT4E20H2XGXXXXSXXXXA0BXCXXXXDX	131H4258	Buy on EAN
VLT® AQUA Drive FC 200 18.5 KW / 25 HP, 380 - 480 VAC, IP20 / Chassis, RFI Class A2 (C3), Safe Stop FC-202P18KT4E20H2TGXXXXSXXXXAXBXCXXXXDX	134F7405	Buy on EAN
VLT® HVAC Drive FC 102 55 KW / 75 HP, 380 - 480 VAC, No brake chopper, IP20 / Chassis, RFI Class A1/B (C1), No A Option, No B Option, Coated PCB, No Mains Option FC-102P55KT4E20H1XGCXXXXSXXXXAXBXCXXXXDX	131H9057	Buy on EAN
VLT® HVAC Drive FC 102 30 KW / 40 HP, 380 - 480 VAC, No brake chopper, IP20 / Chassis, RFI Class A1/B (C1), No A Option, No B Option, Coated PCB, No Mains Option FC-102P30KT4E20H1XGCXXXXSXXXXAXBXCXXXXDX	131H9056	Buy on EAN
VLT® HVAC Drive FC 102 5.5 KW / 7.5 HP, 380 - 480 VAC, No brake chopper, IP20 / Chassis, RFI Class A2 (C3), LonWorks MCA 108, No B Option, Not coated PCB, No Mains Option FC-102P5K5T4E20H2XNXXXXSXXXXAGBXCXXXXDX	131G7090	Buy on EAN

VLT® AutomationDrive FC 300 0.37 KW / 0.50 HP, 380 - 480 VAC, IP20 / Chassis, RFI Class A2 (C3), Brake chopper Further options according to typecode	131B0741	Buy on EAN
VLT® HVAC Drive FC 102 22 KW / 30 HP, 380 - 480 VAC, No brake chopper, IP20 / Chassis, RFI Class A2 (C3), LonWorks MCA 108, No B Option, Not coated PCB, No Mains Option FC-102P22KT4E20H2XNXXXXSXXXXAGBXCXXXXDX	131G7094	Buy on EAN
VLT® HVAC Drive FC 102 30 KW / 40 HP, 380 - 480 VAC, No brake chopper, IP20 / Chassis, RFI Class A2 (C3), LonWorks MCA 108, No B Option, Not coated PCB, No Mains Option FC-102P30KT4E20H2XNXXXXSXXXXAGBXCXXXXDX	131G7095	Buy on EAN
VLT® AQUA Drive FC 200 0.55 KW / 0.75 HP, 380 - 480 VAC, IP20 / Chassis, RFI Class A1/B (C1), No brake chopper FC-202PK55T4E20H1XXXXXSXXXXAXBXCXXXXDX	131F7850	Buy on EAN
VLT® AQUA Drive FC 200 30 KW / 40 HP, 380 - 480 VAC, IP20 / Chassis, RFI Class A2 (C3), No brake chopper FC-202P30KT4E20H2XGXXXXSXXXXA0BXCXXXXDX	131H5713	Buy on EAN
VLT® HVAC Drive FC 102 22 KW / 30 HP, 380 - 480 VAC, No brake chopper, IP20 / Chassis, RFI Class A2 (C3), No A Option, MCB-101 General purp. I/O, Not coated PCB, No Mains Option FC-102P22KT4E20H2XGXXXXSXXXXAXBKCXXXXDX	131H7078	Buy on EAN
VLT® HVAC Drive FC 102 37 KW / 50 HP, 380 - 480 VAC, No brake chopper, IP20 / Chassis, RFI Class A1/B (C1), LonWorks MCA 108, No B Option, Not coated PCB, No Mains Option FC-102P37KT4E20H1XGXXXXSXXXXAGBXCXXXXDX	131H4781	Buy on EAN
VLT® AutomationDrive FC 300 37 KW / 50 HP, 380 - 480 VAC, IP21 / Type 1, RFI Class A2 (C3), No brake chopper Further options according to typecode	131B6603	Buy on EAN
VLT® AutomationDrive FC 300 4.0 KW / 5.5 HP, 380 - 500 VAC, IP20 / Chassis, RFI Class A1/B (C1), No brake chopper Further options according to typecode	131B0530	Buy on EAN
VLT® AutomationDrive FC 300 1.1 KW / 1.5 HP, 380 - 500 VAC, IP20 / Chassis, RFI Class A2 (C3), No brake chopper Further options according to typecode	131B5566	Buy on EAN
VLT® AutomationDrive FC 300 15 KW / 20 HP, 380 - 500 VAC, IP21 / Type 1, RFI Class A1/B (C1), No brake chopper Further options according to typecode	131B3177	Buy on EAN
VLT® AutomationDrive FC 300 1.5 KW / 2.0 HP, 380 - 500 VAC, IP20 / Chassis, RFI Class A1/B (C1), Brake chopper Further options according to typecode	131B2338	Buy on EAN
VLT® AutomationDrive FC 300 45 KW / 60 HP, 380 - 500 VAC, IP21 / Type 1, RFI Class A1/B (C1), Brake chopper Further options according to typecode	131B9112	Buy on EAN
VLT® HVAC Drive FC 102 30 KW / 40 HP, 380 - 480 VAC, No brake chopper, IP20 / Chassis, RFI Class A2 (C3), PROFINET MCA 120, No B Option, Not coated PCB, No Mains Option FC-102P30KT4E20H2XGXXXXSXXXXALBXCXXXXDX	134F1833	Buy on EAN

VLT® HVAC Drive FC 102 22 KW / 30 HP, 380 - 480 VAC, No brake chopper, IP20 / Chassis, RFI Class A2 (C3), PROFIBUS DP MCA 101, No B Option, Not coated PCB, No Mains Option FC-102P22KT4E20H2XGXXXXSXXXXA0BXCXXXXX	131G0841	Buy on EAN
VLT® HVAC Drive FC 102 5.5 KW / 7.5 HP, 380 - 480 VAC, No brake chopper, IP20 / Chassis, RFI Class A1/B (C1), LonWorks MCA 108, No B Option, Not coated PCB, No Mains Option FC-102P5K5T4E20H1XNXXXXSXXXXAGBXCXXXXD0	134L1606	Buy on EAN
VLT® HVAC Drive FC 102 4.0 KW / 5.5 HP, 380 - 480 VAC, No brake chopper, IP20 / Chassis, RFI Class A1/B (C1), LonWorks MCA 108, No B Option, Not coated PCB, No Mains Option FC-102P4K0T4E20H1XNXXXXSXXXXAGBXCXXXXD0	134L1605	Buy on EAN
VLT® AutomationDrive FC 300 55 KW / 75 HP, 380 - 480 VAC, IP21 / Type 1, RFI Class A2 (C3), No brake chopper Further options according to typecode	131B6110	Buy on EAN
VLT® AutomationDrive FC 300 1.5 KW / 2.0 HP, 380 - 500 VAC, IP20 / Chassis, RFI Class A1/B (C1), No brake chopper Further options according to typecode	131B7419	Buy on EAN
VLT® AutomationDrive FC 300 0.37 KW / 0.50 HP, 380 - 500 VAC, IP20 / Chassis, RFI Class A1/B (C1), No brake chopper Further options according to typecode	131B7418	Buy on EAN
VLT® AQUA Drive FC 200 22 KW / 30 HP, 380 - 480 VAC, IP20 / Chassis, RFI Class A1/B (C1), No brake chopper FC-202P22KT4E20H1XGXXXXSXXXXALBXCXXXXX	131X1577	Buy on EAN
VLT® AutomationDrive FC 300 11 KW / 15 HP, 380 - 500 VAC, IP21 / Type 1, RFI Class A1/B (C1), Brake chopper Further options according to typecode	131B1557	Buy on EAN
VLT® AQUA Drive FC 200 0.75 KW / 1.0 HP, 380 - 480 VAC, IP20 / Chassis, RFI Class A1/B (C1), No brake chopper FC-202PK75T4E20H1XGXXXXSXXXXAXBXCXXXXX	131B8888	Buy on EAN
VLT® AutomationDrive FC 300 11 KW / 15 HP, 380 - 500 VAC, IP21 / Type 1, RFI Class A1/B (C1), Brake chopper Further options according to typecode	131B1551	Buy on EAN
VLT® AQUA Drive FC 200 4.0 KW / 5.5 HP, 380 - 480 VAC, IP20 / Chassis, RFI Class A1/B (C1), No brake chopper FC-202P4K0T4E20H1XGXXXXSXXXXA0BXCXXXXD0	131F6723	Buy on EAN
VLT® AQUA Drive FC 200 5.5 KW / 7.5 HP, 380 - 480 VAC, IP20 / Chassis, RFI Class A1/B (C1), No brake chopper FC-202P5K5T4E20H1XGXXXXSXXXXA0BXCXXXXD0	131F6725	Buy on EAN
VLT® AQUA Drive FC 200 7.5 KW / 10 HP, 380 - 480 VAC, IP20 / Chassis, RFI Class A1/B (C1), No brake chopper FC-202P7K5T4E20H1XGXXXXSXXXXA0BXCXXXXD0	131F6726	Buy on EAN
VLT® AutomationDrive FC 300 0.55 KW / 0.75 HP, 380 - 500 VAC, IP20 / Chassis, RFI Class A1/B (C1), Brake chopper Further options according to typecode	131B0586	Buy on EAN
VLT® AQUA Drive FC 200 7.5 KW / 10 HP, 380 - 480 VAC, IP20 / Chassis, RFI Class A2 (C3), No brake chopper FC-202P7K5T4E20H2XXXXXSXXXXA0BXCXXXXX	131F5628	Buy on EAN

VLT® AutomationDrive FC 300 18.5 KW / 25 HP, 380 - 500 VAC, IP21 / Type 1, RFI Class A1/B (C1), Brake chopper Further options according to typecode	131B1528	Buy on EAN
VLT® AutomationDrive FC 300 4.0 KW / 5.5 HP, 380 - 500 VAC, IP20 / Chassis, RFI Class A2 (C3), No brake chopper Further options according to typecode	131B0583	Buy on EAN
VLT® HVAC Drive FC 102 11 KW / 15 HP, 380 - 480 VAC, No brake chopper, IP20 / Chassis, RFI Class A2 (C3), No A Option, No B Option, Not coated PCB, No Mains Option FC-102P11KT4E20H2XNXXXXSXXXXAXBXCXXXXDX	131F9187	Buy on EAN
VLT® HVAC Drive FC 102 3.7 KW / 5.0 HP, 200 - 240 VAC, Safe Stop, IP20 / Chassis, RFI Class A1/B (C1), PROFINET MCA 120, No B Option, Not coated PCB, No Mains Option FC-102P3K7T2E20H1TGXXXXSXXXXALBXCXXXXDX	134N3330	Buy on EAN
VLT® AutomationDrive FC 300 5.5 KW / 7.5 HP, 380 - 500 VAC, IP20 / Chassis, RFI Class A1/B (C1), Brake chopper Further options according to typecode	131B0734	Buy on EAN
VLT® AutomationDrive FC 300 3.0 KW / 4.0 HP, 200 - 240 VAC, IP20 / Chassis, RFI Class A2 (C3), No brake chopper Further options according to typecode	131B1159	Buy on EAN
VLT® HVAC Drive FC 102 4.0 KW / 5.5 HP, 380 - 480 VAC, Safe Stop, IP20 / Chassis, RFI Class A1/B (C1), No A Option, No B Option, Not coated PCB, No Mains Option FC-102P4K0T4E20H1TXXXXSXXXXAXBXCXXXXDX	131L9616	Buy on EAN
VLT® AutomationDrive FC 300 11 KW / 15 HP, 380 - 500 VAC, IP21 / Type 1, RFI Class A1/B (C1), No brake chopper Further options according to typecode	131B1152	Buy on EAN
VLT® AutomationDrive FC 300 15 KW / 20 HP, 380 - 500 VAC, IP21 / Type 1, RFI Class A2 (C3), No brake chopper Further options according to typecode	131B1153	Buy on EAN
VLT® AutomationDrive FC 300 1.5 KW / 2.0 HP, 380 - 500 VAC, IP20 / Chassis, RFI Class A2 (C3), No brake chopper Further options according to typecode	131B1150	Buy on EAN
VLT® AutomationDrive FC 300 11 KW / 15 HP, 380 - 500 VAC, IP21 / Type 1, RFI Class A2 (C3), No brake chopper Further options according to typecode	131B1151	Buy on EAN
VLT® AutomationDrive FC 300 18.5 KW / 25 HP, 380 - 500 VAC, IP21 / Type 1, RFI Class A2 (C3), No brake chopper Further options according to typecode	131B1154	Buy on EAN
VLT® AutomationDrive FC 300 15 KW / 20 HP, 380 - 500 VAC, IP21 / Type 1, RFI Class A1/B (C1), No brake chopper Further options according to typecode	131B1155	Buy on EAN
VLT® AutomationDrive FC 300 1.5 KW / 2.0 HP, 380 - 500 VAC, IP20 / Chassis, RFI Class A1/B (C1), No brake chopper Further options according to typecode	131B0107	Buy on EAN
VLT® HVAC Drive FC 102 11 KW / 15 HP, 200 - 240 VAC, No brake chopper, IP20 / Chassis, RFI Class A1/B (C1), LonWorks MCA 108, No B Option, Coated PCB, No Mains Option FC-102P11KT2E20H1XGCXXXXSXXXXAGBXCXXXXDX	131U7209	Buy on EAN
VLT® AutomationDrive FC 300 11 KW / 15 HP, 380 - 500 VAC, IP21 / Type 1, RFI Class A1/B (C1), No brake chopper Further options according to typecode	131B1483	Buy on EAN

VLT® AutomationDrive FC 300 2.2 KW / 3.0 HP, 380 - 480 VAC, IP20 / Chassis, RFI Class A2 (C3), No brake chopper Further options according to typecode	131B2355	Buy on EAN
VLT® AutomationDrive FC 300 7.5 KW / 10 HP, 380 - 500 VAC, IP55 / Type 12, RFI Class A1/B (C1), No brake chopper Further options according to typecode	131B2354	Buy on EAN
VLT® AutomationDrive FC 300 5.5 KW / 7.5 HP, 380 - 500 VAC, IP55 / Type 12, RFI Class A1/B (C1), No brake chopper Further options according to typecode	131B2353	Buy on EAN
VLT® AutomationDrive FC 300 4.0 KW / 5.5 HP, 380 - 500 VAC, IP55 / Type 12, RFI Class A1/B (C1), No brake chopper Further options according to typecode	131B2352	Buy on EAN
VLT® AutomationDrive FC 300 160 KW / 250 HP, 380 - 500 VAC, IP21 / Type 1, RFI Class A2 (C3), No brake chopper Further options according to typecode	131B6855	Buy on EAN
VLT® AutomationDrive FC 300 0.75 KW / 1.0 HP, 380 - 480 VAC, IP20 / Chassis, RFI Class A2 (C3), No brake chopper Further options according to typecode	131B2821	Buy on EAN
VLT® AutomationDrive FC 300 5.5 KW / 7.5 HP, 380 - 480 VAC, IP20 / Chassis, RFI Class A2 (C3), No brake chopper Further options according to typecode	131B2826	Buy on EAN
VLT® AutomationDrive FC 300 5.5 KW / 7.5 HP, 380 - 500 VAC, IP20 / Chassis, RFI Class A1/B (C1), No brake chopper Further options according to typecode	131H1956	Buy on EAN
VLT® AutomationDrive FC 300 11 KW / 15 HP, 380 - 480 VAC, IP20 / Chassis, RFI Class A1/B (C1), No brake chopper Further options according to typecode	131H1399	Buy on EAN
VLT® AQUA Drive FC 200 18.5 KW / 25 HP, 380 - 480 VAC, IP20 / Chassis, RFI Class A1/B (cable len)(C1), No brake chopper FC-202P18KT4E20H3XGXXXXSXXXXAXBXCXXXXDX	131F8876	Buy on EAN
VLT® HVAC Drive FC 102 90 KW / 125 HP, 380 - 480 VAC, No brake chopper, IP20 / Chassis, RFI Class A2 (C3), No A Option, No B Option, Coated PCB, No Mains Option FC-102P90KT4E20H2XGCXXXXSXXXXAXBXCXXXXDX	131H3268	Buy on EAN
VLT® AQUA Drive FC 200 15 KW / 20 HP, 380 - 480 VAC, IP20 / Chassis, RFI Class A1/B (cable len)(C1), No brake chopper FC-202P15KT4E20H3XGXXXXSXXXXA0BXCXXXXDX	131F9052	Buy on EAN
VLT® AutomationDrive FC 300 15 KW / 20 HP, 380 - 500 VAC, IP21 / Type 1, RFI Class A2 (C3), Brake chopper Further options according to typecode	131B1731	Buy on EAN
VLT® AutomationDrive FC 300 3.0 KW / 4.0 HP, 380 - 480 VAC, IP66 / NEMA 4X, RFI Class A1/B (C1), No brake chopper Further options according to typecode	131B5237	Buy on EAN
VLT® AutomationDrive FC 300 4.0 KW / 5.5 HP, 380 - 500 VAC, IP20 / Chassis, RFI Class A2 (C3), No brake chopper Further options according to typecode	131H2394	Buy on EAN
VLT® AutomationDrive FC 300 15 KW / 20 HP, 380 - 480 VAC, IP20 / Chassis, RFI Class A1/B (C1), No brake chopper Further options according to typecode	131H0805	Buy on EAN

VLT® AutomationDrive FC 300 1.5 KW / 2.0 HP, 380 - 480 VAC, IP20 / Chassis, RFI Class A2 (C3), No brake chopper Further options according to typecode	131B0749	Buy on EAN
VLT® AutomationDrive FC 300 11 KW / 15 HP, 380 - 480 VAC, IP55 / Type 12, RFI Class A1/B (C1), No brake chopper Further options according to typecode	131B5258	Buy on EAN
VLT® AutomationDrive FC 300 1.1 KW / 1.5 HP, 200 - 240 VAC, IP20 / Chassis, RFI Class A1/B (C1), No brake chopper Further options according to typecode	131B0199	Buy on EAN
VLT® AutomationDrive FC 300 0.75 KW / 1.0 HP, 200 - 240 VAC, IP20 / Chassis, RFI Class A1/B (C1), No brake chopper Further options according to typecode	131B0198	Buy on EAN
VLT® HVAC Drive FC 102 55 KW / 75 HP, 380 - 480 VAC, No brake chopper, IP20 / Chassis, RFI Class A2 (C3), No A Option, No B Option, Coated PCB, No Mains Option FC-102P55KT4E20H2XGCXXXSXXXAXBXCXXXDX	131G5245	Buy on EAN
VLT® AQUA Drive FC 200 1.5 KW / 2.0 HP, 380 - 480 VAC, IP20 / Chassis, RFI Class A2 (C3), No brake chopper FC-202P1K5T4E20H2XNXXXSXXXA4BXCXXXDX	131G1233	Buy on EAN
VLT® AutomationDrive FC 300 7.5 KW / 10 HP, 380 - 500 VAC, IP20 / Chassis, RFI Class A2 (C3), Brake chopper Further options according to typecode	131B0091	Buy on EAN
VLT® AutomationDrive FC 300 0.55 KW / 0.75 HP, 200 - 240 VAC, IP20 / Chassis, RFI Class A1/B (C1), No brake chopper Further options according to typecode	131B0197	Buy on EAN
VLT® AutomationDrive FC 300 0.37 KW / 0.50 HP, 200 - 240 VAC, IP20 / Chassis, RFI Class A1/B (C1), No brake chopper Further options according to typecode	131B0196	Buy on EAN
VLT® AutomationDrive FC 300 1.5 KW / 2.0 HP, 200 - 240 VAC, IP20 / Chassis, RFI Class A1/B (C1), Brake chopper Further options according to typecode	131B0193	Buy on EAN
VLT® AutomationDrive FC 300 1.1 KW / 1.5 HP, 200 - 240 VAC, IP20 / Chassis, RFI Class A1/B (C1), Brake chopper Further options according to typecode	131B0192	Buy on EAN
VLT® AutomationDrive FC 300 3.0 KW / 4.0 HP, 380 - 480 VAC, IP55 / Type 12, RFI Class A2 (C3), No brake chopper Further options according to typecode	131B1930	Buy on EAN
VLT® AutomationDrive FC 300 18.5 KW / 25 HP, 380 - 500 VAC, IP21 / Type 1, RFI Class A1/B (C1), No brake chopper Further options according to typecode	131B4602	Buy on EAN
VLT® AutomationDrive FC 300 1.1 KW / 1.5 HP, 380 - 500 VAC, IP20 / Chassis, RFI Class A1/B (C1), No brake chopper Further options according to typecode	131B0515	Buy on EAN
VLT® AutomationDrive FC 300 15 KW / 20 HP, 380 - 500 VAC, IP21 / Type 1, RFI Class A1/B (C1), Brake chopper Further options according to typecode	131B5034	Buy on EAN
VLT® AutomationDrive FC 300 1.5 KW / 2.0 HP, 380 - 500 VAC, IP20 / Chassis, RFI Class A1/B (C1), No brake chopper Further options according to typecode	131B0517	Buy on EAN

VLT® AutomationDrive FC 300 22 KW / 30 HP, 380 - 500 VAC, IP21 / Type 1, RFI Class A1/B (C1), Brake chopper Further options according to typecode	131B5036	Buy on EAN
VLT® AQUA Drive FC 200 7.5 KW / 10 HP, 380 - 480 VAC, IP20 / Chassis, RFI Class A1/B (C1), No brake chopper FC-202P7K5T4E20H1XGXXXXSXXXXA0BXCXXXXDX	131F1622	Buy on EAN
VLT® AutomationDrive FC 300 2.2 KW / 3.0 HP, 380 - 500 VAC, IP20 / Chassis, RFI Class A2 (C3), No brake chopper Further options according to typecode	131B1027	Buy on EAN
VLT® AutomationDrive FC 300 0.75 KW / 1.0 HP, 200 - 240 VAC, IP20 / Chassis, RFI Class A2 (C3), No brake chopper Further options according to typecode	131B0282	Buy on EAN
VLT® AutomationDrive FC 300 1.1 KW / 1.5 HP, 380 - 480 VAC, IP20 / Chassis A1 Frame, RFI Class A2 (C3), Brake chopper + Safe stop Further options according to typecode	131B5744	Buy on EAN
VLT® AutomationDrive FC 300 4.0 KW / 5.5 HP, 380 - 480 VAC, IP20 / Chassis, RFI Class A2 (C3), No brake chopper Further options according to typecode	131B0991	Buy on EAN
VLT® AutomationDrive FC 300 0.75 KW / 1.0 HP, 380 - 480 VAC, IP20 / Chassis A1 Frame, RFI Class A2 (C3), Safe Stop Further options according to typecode	131B5742	Buy on EAN
VLT® AutomationDrive FC 300 4.0 KW / 5.5 HP, 380 - 480 VAC, IP20 / Chassis, RFI Class A1/B (C1), No brake chopper Further options according to typecode	131B0993	Buy on EAN
VLT® AutomationDrive FC 300 0.55 KW / 0.75 HP, 380 - 480 VAC, IP20 / Chassis A1 Frame, RFI Class A2 (C3), Safe Stop Further options according to typecode	131B5740	Buy on EAN
VLT® HVAC Drive FC 102 18.5 KW / 25 HP, 380 - 480 VAC, No brake chopper, IP20 / Chassis, RFI Class A2 (C3), BACnet MCA 109, No B Option, Not coated PCB, No Mains Option FC-102P18KT4E20H2XGXXXXSXXXXAJBXCXXXXDX	131L5253	Buy on EAN
VLT® AutomationDrive FC 300 11 KW / 15 HP, 380 - 500 VAC, IP21 / Type 1, RFI Class A1/B (C1), No brake chopper Further options according to typecode	131B4292	Buy on EAN
VLT® HVAC Drive FC 102 22 KW / 30 HP, 380 - 480 VAC, Safe Stop, IP20 / Chassis, RFI Class A1/B (C1), PROFIBUS DP MCA 101, No B Option, Not coated PCB, No Mains Option FC-102P22KT4E20H1TGXXXXSXXXXA0BXCXXXXDX	131H9264	Buy on EAN
VLT® AutomationDrive FC 300 200 KW / 300 HP, 380 - 500 VAC, IP21 / Type 1, RFI class A1 (C2), No brake chopper Further options according to typecode	131H4074	Buy on EAN
VLT® AutomationDrive FC 300 15 KW / 20 HP, 380 - 480 VAC, IP21 / Type 1, RFI Class A1/B (C1), No brake chopper Further options according to typecode	131B1184	Buy on EAN
VLT® AutomationDrive FC 300 0.37 KW / 0.50 HP, 380 - 500 VAC, IP20 / Chassis, RFI Class A1/B (C1), No brake chopper Further options according to typecode	131B0469	Buy on EAN
VLT® AutomationDrive FC 300 7.5 KW / 10 HP, 380 - 500 VAC, IP20 / Chassis, RFI Class A1/B (C1), No brake chopper Further options according to typecode	131B0468	Buy on EAN

VLT® AutomationDrive FC 300 0.55 KW / 0.75 HP, 380 - 500 VAC, IP20 / Chassis, RFI Class A1/B (C1), Brake chopper Further options according to typecode	131B4784	Buy on EAN
VLT® AutomationDrive FC 300 3.0 KW / 4.0 HP, 380 - 500 VAC, IP20 / Chassis, RFI Class A1/B (C1), No brake chopper Further options according to typecode	131B0465	Buy on EAN
VLT® AutomationDrive FC 300 4.0 KW / 5.5 HP, 380 - 500 VAC, IP20 / Chassis, RFI Class A1/B (C1), No brake chopper Further options according to typecode	131B0466	Buy on EAN
VLT® AutomationDrive FC 300 1.1 KW / 1.5 HP, 380 - 500 VAC, IP20 / Chassis, RFI Class A1/B (C1), No brake chopper Further options according to typecode	131B0463	Buy on EAN
VLT® AutomationDrive FC 300 0.75 KW / 1.0 HP, 380 - 500 VAC, IP20 / Chassis, RFI Class A1/B (C1), No brake chopper Further options according to typecode	131B0462	Buy on EAN
VLT® AutomationDrive FC 300 1.5 KW / 2.0 HP, 200 - 240 VAC, IP20 / Chassis, RFI Class A1/B (C1), No brake chopper Further options according to typecode	131B0868	Buy on EAN
VLT® AutomationDrive FC 300 30 KW / 40 HP, 380 - 500 VAC, IP21 / Type 1, RFI Class A1/B (C1), No brake chopper Further options according to typecode	131B6479	Buy on EAN
VLT® AQUA Drive FC 200 3.0 KW / 4.0 HP, 380 - 480 VAC, IP20 / Chassis, RFI Class A2 (C3), No brake chopper FC-202P3K0T4E20H2XGXXXXSXXXXA4BXCXXXXDX	131G1304	Buy on EAN
VLT® AutomationDrive FC 300 7.5 KW / 10 HP, 380 - 500 VAC, IP20 / Chassis, RFI Class A1/B (C1), No brake chopper Further options according to typecode	131B0860	Buy on EAN
VLT® AQUA Drive FC 200 15 KW / 20 HP, 380 - 480 VAC, IP20 / Chassis, RFI Class A1/B (C1), No brake chopper FC-202P15KT4E20H1XGXXXXSXXXXA0BXCXXXXD0	131F7525	Buy on EAN
VLT® AutomationDrive FC 300 75 KW / 100 HP, 380 - 500 VAC, IP20 / Chassis, RFI Class A2 (C3), Brake chopper Further options according to typecode	131G9159	Buy on EAN
VLT® HVAC Drive FC 102 18.5 KW / 25 HP, 380 - 480 VAC, No brake chopper, IP20 / Chassis, RFI Class A2 (C3), LonWorks MCA 108, No B Option, Not coated PCB, No Mains Option FC-102P18KT4E20H2XGXXXXSXXXXAGBXCXXXXDX	131F8061	Buy on EAN
VLT® HVAC Drive FC 102 30 KW / 40 HP, 380 - 480 VAC, No brake chopper, IP20 / Chassis, RFI Class A2 (C3), PROFIBUS DP MCA 101, No B Option, Not coated PCB, No Mains Option FC-102P30KT4E20H2XGXXXXSXXXXA0BXCXXXXD0	131H9460	Buy on EAN
VLT® HVAC Drive FC 102 37 KW / 50 HP, 380 - 480 VAC, No brake chopper, IP20 / Chassis, RFI Class A2 (C3), PROFIBUS DP MCA 101, No B Option, Not coated PCB, No Mains Option FC-102P37KT4E20H2XGXXXXSXXXXA0BXCXXXXD0	131H9461	Buy on EAN
VLT® HVAC Drive FC 102 45 KW / 60 HP, 380 - 480 VAC, No brake chopper, IP20 / Chassis, RFI Class A2 (C3), PROFIBUS DP MCA 101, No B Option, Not coated PCB, No Mains Option FC-102P45KT4E20H2XGXXXXSXXXXA0BXCXXXXD0	131H9462	Buy on EAN

VLT® AutomationDrive FC 300 11 KW / 15 HP, 380 - 480 VAC, IP66 / NEMA 4X, RFI Class A1/B (C1), No brake chopper Further options according to typecode	131B4349	Buy on EAN
VLT® AutomationDrive FC 300 22 KW / 30 HP, 380 - 500 VAC, IP21 / Type 1, RFI Class A1/B (C1), No brake chopper Further options according to typecode	131B4346	Buy on EAN
VLT® AQUA Drive FC 200 0.37 KW / 0.50 HP, 380 - 480 VAC, IP20 / Chassis, RFI Class A2 (C3), No brake chopper FC-202PK37T4E20H2XGXXXXSXXXXA0BXCXXXXDX	131F5637	Buy on EAN
VLT® AutomationDrive FC 300 18.5 KW / 25 HP, 200 - 240 VAC, IP55 / Type 12, RFI Class A1/B (C1), Brake chopper Further options according to typecode	131L4383	Buy on EAN
VLT® HVAC Drive FC 102 2.2 KW / 3.0 HP, 380 - 480 VAC, Safe Stop, IP20 / Chassis, RFI Class A1/B (C1), PROFINET MCA 120, No B Option, Not coated PCB, No Mains Option FC-102P2K2T4E20H1TGXXXXSXXXXALBXCXXXXDX	131Z8336	Buy on EAN
VLT® AutomationDrive FC 300 11 KW / 15 HP, 380 - 480 VAC, IP66 / NEMA 4X, RFI Class A1/B (C1), No brake chopper Further options according to typecode	131B8506	Buy on EAN
VLT® HVAC Drive FC 102 11 KW / 15 HP, 380 - 480 VAC, Safe Stop, IP20 / Chassis, RFI Class A1/B (C1), PROFIBUS DP MCA 101, No B Option, Not coated PCB, No Mains Option FC-102P11KT4E20H1TGXXXXSXXXXA0BXCXXXXDX	131G2165	Buy on EAN
VLT® AutomationDrive FC 300 1.1 KW / 1.5 HP, 200 - 240 VAC, IP20 / Chassis, RFI Class A2 (C3), No brake chopper Further options according to typecode	131L3131	Buy on EAN
VLT® HVAC Drive FC 102 7.5 KW / 10 HP, 200 - 240 VAC, No brake chopper, IP20 / Chassis, RFI Class A1/B (C1), No A Option, No B Option, Coated PCB, No Mains Option FC-102P7K5T2E20H1XGCXXXXSXXXXAXBXCXXXXDX	131N3549	Buy on EAN
VLT® AQUA Drive FC 200 2.2 KW / 3.0 HP, 380 - 480 VAC, IP20 / Chassis, RFI Class A1/B (C1), No brake chopper FC-202P2K2T4E20H1XGXXXXSXXXXAXBYCXXXXDX	131F6229	Buy on EAN
VLT® AQUA Drive FC 200 7.5 KW / 10 HP, 200 - 240 VAC, IP20 / Chassis, RFI Class A2 (C3), No brake chopper FC-202P7K5T2E20H2XNXXXXSXXXXANBXCXXXXDX	131Z7951	Buy on EAN
VLT® AQUA Drive FC 200 7.5 KW / 10 HP, 200 - 240 VAC, IP20 / Chassis, RFI Class A2 (C3), No brake chopper FC-202P7K5T2E20H2XXXXXSXXXXANBXCXXXXDX	131Z7953	Buy on EAN
VLT® AQUA Drive FC 200 22 KW / 30 HP, 200 - 240 VAC, IP20 / Chassis, RFI Class A2 (C3), No brake chopper FC-202P22KT2E20H2XNXXXXSXXXXANBXCXXXXDX	131Z7954	Buy on EAN
VLT® AQUA Drive FC 200 15 KW / 20 HP, 380 - 480 VAC, IP20 / Chassis, RFI Class A1/B (C1), No brake chopper FC-202P15KT4E20H1XGXXXXSXXXXALBXCXXXXDX	131X1574	Buy on EAN
VLT® AQUA Drive FC 200 37 KW / 50 HP, 200 - 240 VAC, IP20 / Chassis, RFI Class A2 (C3), No brake chopper FC-202P37KT2E20H2XGXXXXSXXXXAXBXCXXXXDX	131H2225	Buy on EAN
VLT® HVAC Drive FC 102 1.1 KW / 1.5 HP, 380 - 480 VAC, No brake chopper, IP20 / Chassis, RFI Class A1/B (C1), No A Option, No B Option, Not coated PCB, No Mains Option FC-102P1K1T4E20H1XNXXXXSXXXXAXBXCXXXXDX	131B5583	Buy on EAN

VLT® AutomationDrive FC 300 55 KW / 75 HP, 380 - 500 VAC, IP21 / Type 1, RFI Class A1/B (C1), No brake chopper Further options according to typecode	131B8644	Buy on EAN
VLT® AutomationDrive FC 300 0.75 KW / 1.0 HP, 200 - 240 VAC, IP20 / Chassis, RFI Class A1/B (C1), Brake chopper Further options according to typecode	131F7937	Buy on EAN
VLT® AutomationDrive FC 300 1.1 KW / 1.5 HP, 200 - 240 VAC, IP20 / Chassis, RFI Class A1/B (C1), Brake chopper Further options according to typecode	131F7938	Buy on EAN
VLT® AutomationDrive FC 300 1.5 KW / 2.0 HP, 200 - 240 VAC, IP20 / Chassis, RFI Class A1/B (C1), Brake chopper Further options according to typecode	131F7939	Buy on EAN
VLT® AutomationDrive FC 300 45 KW / 60 HP, 380 - 480 VAC, IP21 / Type 1, RFI Class A2 (C3), No brake chopper Further options according to typecode	131B6101	Buy on EAN
VLT® AQUA Drive FC 200 45 KW / 60 HP, 200 - 240 VAC, IP20 / Chassis, RFI Class A1/B (C1), No brake chopper FC-202P45KT2E20H1XGXXXXSXXXXA0BXCXXXXDX	131L7011	Buy on EAN
VLT® AQUA Drive FC 200 45 KW / 60 HP, 200 - 240 VAC, IP20 / Chassis, RFI Class A2 (C3), No brake chopper FC-202P45KT2E20H2XGXXXXSXXXXA0BXCXXXXDX	131L7010	Buy on EAN
VLT® AutomationDrive FC 300 1.1 KW / 1.5 HP, 380 - 480 VAC, IP20 / Chassis, RFI Class A1/B (C1), No brake chopper Further options according to typecode	131B5422	Buy on EAN
VLT® AQUA Drive FC 200 0.37 KW / 0.50 HP, 380 - 480 VAC, IP20 / Chassis, RFI Class A1/B (C1), No brake chopper FC-202PK37T4E20H1XGXXXXSXXXXAXBXCXXXXDX	131B8872	Buy on EAN
VLT® AutomationDrive FC 300 1.5 KW / 2.0 HP, 380 - 500 VAC, IP20 / Chassis, RFI Class A2 (C3), No brake chopper Further options according to typecode	131F5994	Buy on EAN
VLT® HVAC Drive FC 102 75 KW / 100 HP, 380 - 480 VAC, Safe Stop, IP20 / Chassis, RFI Class A2 (C3), PROFIBUS DP MCA 101, No B Option, Not coated PCB, No Mains Option FC-102P75KT4E20H2TGXXXXSXXXXA0BXCXXXXDX	134G3604	Buy on EAN
VLT® HVAC Drive FC 102 22 KW / 30 HP, 380 - 480 VAC, Safe Stop, IP20 / Chassis, RFI Class A2 (C3), PROFIBUS DP MCA 101, No B Option, Not coated PCB, No Mains Option FC-102P22KT4E20H2TGXXXXSXXXXA0BXCXXXXDX	131U8249	Buy on EAN
VLT® AutomationDrive FC 300 1.1 KW / 1.5 HP, 380 - 480 VAC, IP20 / Chassis, RFI Class A1/B (C1), No brake chopper Further options according to typecode	131B1419	Buy on EAN
VLT® AQUA Drive FC 200 2.2 KW / 3.0 HP, 380 - 480 VAC, IP20 / Chassis, RFI Class A1/B (C1), No brake chopper FC-202P2K2T4E20H1XGXXXXSXXXXA0BXCXXXXDX	131F6719	Buy on EAN
VLT® AQUA Drive FC 200 2.2 KW / 3.0 HP, 380 - 480 VAC, IP20 / Chassis, RFI Class A1/B (C1), No brake chopper FC-202P2K2T4E20H1XXCXXXXSXXXXA0BXCXXXXDX	131H2132	Buy on EAN
VLT® AQUA Drive FC 200 1.1 KW / 1.5 HP, 380 - 480 VAC, IP20 / Chassis, RFI Class A1/B (C1), No brake chopper FC-202P1K1T4E20H1XGXXXXSXXXXAXBXCXXXXDX	131B8896	Buy on EAN

VLT® AutomationDrive FC 300 3.0 KW / 4.0 HP, 380 - 500 VAC, IP20 / Chassis, RFI Class A2 (C3), Brake chopper Further options according to typecode	131B0089	Buy on EAN
VLT® AQUA Drive FC 200 30 KW / 40 HP, 380 - 480 VAC, IP20 / Chassis, RFI Class A1/B (C1), No brake chopper FC-202P30KT4E20H1XGXXXXSXXXXAXBYCXXXXDX	131H7243	Buy on EAN
VLT® HVAC Drive FC 102 45 KW / 60 HP, 200 - 240 VAC, No brake chopper, IP20 / Chassis, RFI Class A2 (C3), No A Option, No B Option, Not coated PCB, No Mains Option FC-102P45KT2E20H2XGXXXXSXXXXAXBXCXXXXDX	131H3796	Buy on EAN
VLT® AutomationDrive FC 300 3.0 KW / 4.0 HP, 380 - 480 VAC, IP20 / Chassis, RFI Class A2 (C3), No brake chopper Further options according to typecode	131F2412	Buy on EAN
VLT® AQUA Drive FC 200 0.75 KW / 1.0 HP, 380 - 480 VAC, IP20 / Chassis, RFI Class A2 (C3), No brake chopper FC-202PK75T4E20H2XXXXXSXXXXAXBXCXXXXDX	131B8885	Buy on EAN
VLT® AutomationDrive FC 300 7.5 KW / 10 HP, 380 - 480 VAC, IP20 / Chassis, RFI Class A2 (C3), No brake chopper Further options according to typecode	131F2414	Buy on EAN
VLT® AutomationDrive FC 300 0.37 KW / 0.50 HP, 380 - 500 VAC, IP20 / Chassis, RFI Class A1/B (C1), Brake chopper Further options according to typecode	131B7881	Buy on EAN
VLT® AutomationDrive FC 300 2.2 KW / 3.0 HP, 380 - 500 VAC, IP20 / Chassis, RFI Class A2 (C3), Brake chopper Further options according to typecode	131G6749	Buy on EAN
VLT® AutomationDrive FC 300 7.5 KW / 10 HP, 200 - 240 VAC, IP66 / NEMA 4X, RFI Class A1/B (C1), No brake chopper Further options according to typecode	131N4118	Buy on EAN
VLT® AutomationDrive FC 300 7.5 KW / 10 HP, 380 - 500 VAC, IP55 / Type 12, RFI Class A1/B (C1), No brake chopper Further options according to typecode	131B3159	Buy on EAN
VLT® AutomationDrive FC 300 1.5 KW / 2.0 HP, 380 - 480 VAC, IP20 / Chassis, RFI Class A2 (C3), No brake chopper Further options according to typecode	131B2581	Buy on EAN
VLT® AutomationDrive FC 300 2.2 KW / 3.0 HP, 380 - 500 VAC, IP20 / Chassis, RFI Class A2 (C3), No brake chopper Further options according to typecode	131B2584	Buy on EAN
VLT® AutomationDrive FC 300 4.0 KW / 5.5 HP, 380 - 500 VAC, IP20 / Chassis, RFI Class A2 (C3), No brake chopper Further options according to typecode	131B2585	Buy on EAN
VLT® AQUA Drive FC 200 4.0 KW / 5.5 HP, 380 - 480 VAC, IP20 / Chassis, RFI Class A2 (C3), No brake chopper FC-202P4K0T4E20H2XGXXXXSXXXXALBYCXXXXDX	134U5241	Buy on EAN
VLT® AutomationDrive FC 300 1.5 KW / 2.0 HP, 200 - 240 VAC, IP20 / Chassis, RFI Class A2 (C3), No brake chopper Further options according to typecode	131B1124	Buy on EAN
VLT® AutomationDrive FC 300 1.5 KW / 2.0 HP, 200 - 240 VAC, IP20 / Chassis, RFI Class A2 (C3), No brake chopper Further options according to typecode	131B1123	Buy on EAN

VLT® AQUA Drive FC 200 3.0 KW / 4.0 HP, 380 - 480 VAC, IP20 / Chassis, RFI Class A2 (C3), No brake chopper FC-202P3K0T4E20H2XXXXXXSXXXXANBXCXXXXDX	131U3007	Buy on EAN
VLT® AutomationDrive FC 300 0.37 KW / 0.50 HP, 380 - 480 VAC, IP20 / Chassis, RFI Class A2 (C3), No brake chopper Further options according to typecode	131B2617	Buy on EAN
VLT® HVAC Drive FC 102 1.1 KW / 1.5 HP, 380 - 480 VAC, No brake chopper, IP20 / Chassis, RFI Class A1/B (cable len)(C1), No A Option, No B Option, Not coated PCB, No Mains Option FC-102P1K1T4E20H3XGXXXXSXXXXAXBXCXXXXDX	131B5468	Buy on EAN
VLT® AutomationDrive FC 300 1.5 KW / 2.0 HP, 380 - 500 VAC, IP55 / Type 12, RFI Class A1/B (C1), No brake chopper Further options according to typecode	131B2349	Buy on EAN
VLT® AQUA Drive FC 200 5.5 KW / 7.5 HP, 380 - 480 VAC, IP20 / Chassis, RFI Class A1/B (C1), No brake chopper FC-202P5K5T4E20H1XGCXXXXSXXXXA0BXCXXXXDX	131F5287	Buy on EAN
VLT® AutomationDrive FC 300 1.5 KW / 2.0 HP, 380 - 480 VAC, IP20 / Chassis, RFI Class A2 (C3), Brake chopper Further options according to typecode	131B1835	Buy on EAN
VLT® AutomationDrive FC 300 1.5 KW / 2.0 HP, 380 - 480 VAC, IP20 / Chassis, RFI Class A2 (C3), Brake chopper Further options according to typecode	131B1834	Buy on EAN
VLT® AutomationDrive FC 300 90 KW / 125 HP, 380 - 500 VAC, IP21 / Type 1, RFI Class A2 (C3), No brake chopper Further options according to typecode	131B6825	Buy on EAN
VLT® AutomationDrive FC 300 0.75 KW / 1.0 HP, 380 - 480 VAC, IP66 / NEMA 4X, RFI Class A1/B (C1), No brake chopper Further options according to typecode	131B5846	Buy on EAN
VLT® AutomationDrive FC 300 160 KW / 250 HP, 380 - 500 VAC, IP00 / Chassis, RFI class A1 (C2), No brake chopper Further options according to typecode	131B6820	Buy on EAN
VLT® AutomationDrive FC 300 1.5 KW / 2.0 HP, 380 - 500 VAC, IP20 / Chassis, RFI Class A2 (C3), Brake chopper Further options according to typecode	131B1838	Buy on EAN
VLT® AutomationDrive FC 300 2.2 KW / 3.0 HP, 380 - 500 VAC, IP20 / Chassis, RFI Class A2 (C3), Brake chopper Further options according to typecode	131B0088	Buy on EAN
VLT® AutomationDrive FC 300 3.0 KW / 4.0 HP, 380 - 500 VAC, IP20 / Chassis, RFI Class A1/B (C1), No brake chopper Further options according to typecode	131H1145	Buy on EAN
VLT® AutomationDrive FC 300 15 KW / 20 HP, 200 - 240 VAC, IP66 / NEMA 4X, RFI Class A2 (C3), No brake chopper Further options according to typecode	131L7905	Buy on EAN
VLT® AutomationDrive FC 300 0.37 KW / 0.50 HP, 380 - 480 VAC, IP20 / Chassis, RFI Class A1/B (C1), No brake chopper Further options according to typecode	131B0889	Buy on EAN
VLT® AutomationDrive FC 300 1.1 KW / 1.5 HP, 380 - 480 VAC, IP66 / NEMA 4X, RFI Class A2 (C3), No brake chopper Further options according to typecode	131G0043	Buy on EAN

VLT® AutomationDrive FC 300 5.5 KW / 7.5 HP, 200 - 240 VAC, IP20 / Chassis, RFI Class A2 (C3), No brake chopper Further options according to typecode	131F9046	Buy on EAN
VLT® Motion Ctrl Tool MCT 10,5 lic.	130B1001	Buy on EAN
VLT® AutomationDrive FC 300 30 KW / 40 HP, 380 - 500 VAC, IP20 / Chassis, RFI Class A1/B (C1), No brake chopper Further options according to typecode	131H3516	Buy on EAN
VLT® AutomationDrive FC 300 1.5 KW / 2.0 HP, 380 - 480 VAC, IP20 / Chassis, RFI Class A1/B (C1), No brake chopper Further options according to typecode	131B1239	Buy on EAN
VLT® AQUA Drive FC 200 0.37 KW / 0.50 HP, 380 - 480 VAC, IP20 / Chassis, RFI Class A2 (C3), No brake chopper FC-202PK37T4E20H2XGXXXXSXXXXALBXCXXXXDX	134F2149	Buy on EAN
VLT® AutomationDrive FC 300 7.5 KW / 10 HP, 380 - 480 VAC, IP20 / Chassis, RFI Class A2 (C3), Brake chopper Further options according to typecode	131B1909	Buy on EAN
VLT® AutomationDrive FC 300 0.75 KW / 1.0 HP, 380 - 500 VAC, IP20 / Chassis, RFI Class A1/B (C1), Brake chopper Further options according to typecode	131B0508	Buy on EAN
VLT® AutomationDrive FC 300 0.75 KW / 1.0 HP, 380 - 500 VAC, IP20 / Chassis, RFI Class A1/B (C1), No brake chopper Further options according to typecode	131B0509	Buy on EAN
VLT® AutomationDrive FC 300 0.75 KW / 1.0 HP, 380 - 500 VAC, IP20 / Chassis, RFI Class A1/B (C1), Brake chopper Further options according to typecode	131B0507	Buy on EAN
VLT® AutomationDrive FC 300 0.55 KW / 0.75 HP, 380 - 500 VAC, IP20 / Chassis, RFI Class A1/B (C1), No brake chopper Further options according to typecode	131B0504	Buy on EAN
VLT® AutomationDrive FC 300 0.55 KW / 0.75 HP, 380 - 500 VAC, IP20 / Chassis, RFI Class A1/B (C1), No brake chopper Further options according to typecode	131B0502	Buy on EAN
VLT® AutomationDrive FC 300 0.37 KW / 0.50 HP, 200 - 240 VAC, IP20 / Chassis, RFI Class A2 (C3), No brake chopper Further options according to typecode	131B1052	Buy on EAN
VLT® AutomationDrive FC 300 0.37 KW / 0.50 HP, 200 - 240 VAC, IP20 / Chassis, RFI Class A2 (C3), No brake chopper Further options according to typecode	131B1051	Buy on EAN
VLT® AutomationDrive FC 300 0.25 KW / 0.33 HP, 200 - 240 VAC, IP20 / Chassis, RFI Class A2 (C3), No brake chopper Further options according to typecode	131B0297	Buy on EAN
VLT® AutomationDrive FC 300 2.2 KW / 3.0 HP, 380 - 500 VAC, IP20 / Chassis, RFI Class A2 (C3), No brake chopper Further options according to typecode	131B5756	Buy on EAN
VLT® AutomationDrive FC 300 11 KW / 15 HP, 380 - 500 VAC, IP55 / Type12 Backplate, RFI Class A2 (C3), No brake chopper Further options according to typecode	131B7083	Buy on EAN
VLT® HVAC Drive FC 102 1.5 KW / 2.0 HP, 380 - 480 VAC, No brake chopper, IP20 / Chassis, RFI Class A1/B (cable len)(C1), No A Option, No B Option, Not coated PCB, No Mains Option FC-102P1K5T4E20H3XGXXXXSXXXXAXBXCXXXXDX	131B5469	Buy on EAN

VLT® AutomationDrive FC 300 4.0 KW / 5.5 HP, 380 - 480 VAC, IP20 / Chassis, RFI Class A1/B (C1), Brake chopper Further options according to typecode	131F7614	Buy on EAN
VLT® AutomationDrive FC 300 4.0 KW / 5.5 HP, 380 - 500 VAC, IP55 / Type 12, RFI Class A1/B (C1), No brake chopper Further options according to typecode	131B4759	Buy on EAN
VLT® AutomationDrive FC 300 0.75 KW / 1.0 HP, 380 - 500 VAC, IP55 / Type 12, RFI Class A1/B (C1), No brake chopper Further options according to typecode	131B4756	Buy on EAN
VLT® HVAC Drive FC 102 11 KW / 15 HP, 380 - 480 VAC, No brake chopper, IP20 / Chassis, RFI Class A1/B (cable len)(C1), No A Option, No B Option, Not coated PCB, No Mains Option FC-102P11KT4E20H3XNXXXXSXXXXAXBXCXXXXX	131F9296	Buy on EAN
VLT® AutomationDrive FC 300 1.5 KW / 2.0 HP, 380 - 500 VAC, IP20 / Chassis, RFI Class A1/B (C1), Brake chopper Further options according to typecode	131B0472	Buy on EAN
VLT® AutomationDrive FC 300 2.2 KW / 3.0 HP, 380 - 500 VAC, IP20 / Chassis, RFI Class A1/B (C1), Brake chopper Further options according to typecode	131B0473	Buy on EAN
VLT® AutomationDrive FC 300 0.55 KW / 0.75 HP, 380 - 500 VAC, IP20 / Chassis, RFI Class A1/B (C1), Brake chopper Further options according to typecode	131B0470	Buy on EAN
VLT® AutomationDrive FC 300 1.1 KW / 1.5 HP, 380 - 500 VAC, IP20 / Chassis, RFI Class A1/B (C1), Brake chopper Further options according to typecode	131B0471	Buy on EAN
VLT® AutomationDrive FC 300 4.0 KW / 5.5 HP, 380 - 500 VAC, IP20 / Chassis, RFI Class A1/B (C1), Brake chopper Further options according to typecode	131B0475	Buy on EAN
VLT® AutomationDrive FC 300 15 KW / 20 HP, 380 - 480 VAC, IP21 / Type 1, RFI Class A1/B (C1), No brake chopper Further options according to typecode	131B6441	Buy on EAN
VLT® AutomationDrive FC 300 37 KW / 50 HP, 380 - 500 VAC, IP21 / Type 1, RFI Class A1/B (C1), No brake chopper Further options according to typecode	131B4576	Buy on EAN
VLT® AutomationDrive FC 300 30 KW / 40 HP, 380 - 500 VAC, IP21 / Type 1, RFI Class A1/B (C1), No brake chopper Further options according to typecode	131B4574	Buy on EAN
VLT® AutomationDrive FC 300 22 KW / 30 HP, 380 - 480 VAC, IP21 / Type 1, RFI Class A2 (C3), No brake chopper Further options according to typecode	131B3714	Buy on EAN
VLT® AutomationDrive FC 300 0.37 KW / 0.50 HP, 380 - 500 VAC, IP20 / Chassis, RFI Class A1/B (C1), No brake chopper Further options according to typecode	131B4790	Buy on EAN
VLT® HVAC Drive FC 102 90 KW / 125 HP, 380 - 480 VAC, No brake chopper, IP20 / Chassis, RFI Class A2 (C3), No A Option, MCB-109 I/O, RTC Back-up, Not coated PCB, No Mains Option FC-102P90KT4E20H2XGXXXXSXXXXAXB0CXXXXX	131H8761	Buy on EAN
VLT® AQUA Drive FC 200 7.5 KW / 10 HP, 380 - 480 VAC, IP20 / Chassis, RFI Class A2 (C3), No brake chopper FC-202P7K5T4E20H2XGXXXXSXXXXAXBXCX5XXDX	131N0159	Buy on EAN

VLT® AutomationDrive FC 300 1.5 KW / 2.0 HP, 380 - 500 VAC, IP20 / Chassis, RFI Class A1/B (C1), No brake chopper Further options according to typecode	131B0874	Buy on EAN
VLT® HVAC Drive FC 102 2.2 KW / 3.0 HP, 380 - 480 VAC, No brake chopper, IP20 / Chassis, RFI Class A1/B (C1), LonWorks MCA 108, No B Option, Not coated PCB, No Mains Option FC-102P2K2T4E20H1XGXXXXSXXXXAGBXCXXXXDX	131F1907	Buy on EAN
VLT® HVAC Drive FC 102 11 KW / 15 HP, 380 - 480 VAC, Safe Stop, IP20 / Chassis, RFI Class A1/B (C1), PROFINET MCA 120, No B Option, Not coated PCB, No Mains Option FC-102P11KT4E20H1TGXXXXSXXXXALBXCXXXXDX	134F7277	Buy on EAN
VLT® AQUA Drive FC 200 7.5 KW / 10 HP, 380 - 480 VAC, IP20 / Chassis, RFI Class A2 (C3), No brake chopper FC-202P7K5T4E20H2XXXXXSXXXXA4BXCXXXXDX	131G1379	Buy on EAN
VLT® AutomationDrive FC 300 45 KW / 60 HP, 380 - 500 VAC, IP21 / Type 1, RFI Class A1/B (C1), No brake chopper Further options according to typecode	131B4578	Buy on EAN
VLT® AQUA Drive FC 200 30 KW / 40 HP, 380 - 480 VAC, IP20 / Chassis, RFI Class A1/B (C1), No brake chopper FC-202P30KT4E20H1XGXXXXSXXXXA0BXCXXXXDX	131H3039	Buy on EAN
VLT® AutomationDrive FC 300 0.75 KW / 1.0 HP, 380 - 480 VAC, IP20 / Chassis A1 Frame, RFI Class A2 (C3), Brake chopper Further options according to typecode	131B2697	Buy on EAN
VLT® AQUA Drive FC 200 22 KW / 30 HP, 380 - 480 VAC, IP20 / Chassis, RFI Class A2 (C3), No brake chopper FC-202P22KT4E20H2XNXXXXSXXXXA0BXCXXXXDX	131G1579	Buy on EAN
VLT® AutomationDrive FC 300 3.0 KW / 4.0 HP, 380 - 480 VAC, IP20 / Chassis, RFI Class A1/B (C1), No brake chopper Further options according to typecode	131B0981	Buy on EAN
VLT® AutomationDrive FC 300 7.5 KW / 10 HP, 200 - 240 VAC, IP66 / NEMA 4X, RFI Class A2 (C3), No brake chopper Further options according to typecode	131L4281	Buy on EAN
VLT® AutomationDrive FC 300 45 KW / 60 HP, 380 - 500 VAC, IP55 / Type12 Backplate, RFI Class A1/B (C1), Brake chopper Further options according to typecode	131H2343	Buy on EAN
VLT® HVAC Drive FC 102 75 KW / 100 HP, 380 - 480 VAC, Safe Stop, IP20 / Chassis, RFI Class A1/B (cable len)(C1), No A Option, No B Option, Not coated PCB, No Mains Option Option FC-102P75KT4E20H3TGXXXXSXXXXAXBXCXXXXDX	131U8899	Buy on EAN
VLT® HVAC Drive FC 102 11 KW / 15 HP, 380 - 480 VAC, No brake chopper, IP20 / Chassis, RFI Class A2 (C3), No A Option, No B Option, Not coated PCB, No Mains Option FC-102P11KT4E20H2XXXXXSXXXXAXBXCXXXXDX	131F3119	Buy on EAN
VLT® AQUA Drive FC 200 5.5 KW / 7.5 HP, 380 - 480 VAC, IP20 / Chassis, RFI Class A1/B (C1), No brake chopper FC-202P5K5T4E20H1XXXXXSXXXXAXBXCXXXXDX	131F3110	Buy on EAN
VLT® AutomationDrive FC 300 1.5 KW / 2.0 HP, 380 - 480 VAC, IP20 / Chassis A1 Frame, RFI Class A2 (C3), Safe Stop Further options according to typecode	131B5691	Buy on EAN

VLT® AutomationDrive FC 300 0.55 KW / 0.75 HP, 380 - 500 VAC, IP20 / Chassis, RFI Class A1/B (C1), No brake chopper Further options according to typecode	131B0402	Buy on EAN
VLT® HVAC Drive FC 102 5.5 KW / 7.5 HP, 200 - 240 VAC, No brake chopper, IP20 / Chassis, RFI Class A2 (C3), LonWorks MCA 108, No B Option, Not coated PCB, No Mains Option FC-102P5K5T2E20H2XNXXXXSXXXXAGBXCXXXXDX	131Z7364	Buy on EAN
VLT® HVAC Drive FC 102 7.5 KW / 10 HP, 200 - 240 VAC, No brake chopper, IP20 / Chassis, RFI Class A2 (C3), LonWorks MCA 108, No B Option, Not coated PCB, No Mains Option FC-102P7K5T2E20H2XNXXXXSXXXXAGBXCXXXXDX	131Z7363	Buy on EAN
VLT® HVAC Drive FC 102 11 KW / 15 HP, 200 - 240 VAC, No brake chopper, IP20 / Chassis, RFI Class A2 (C3), LonWorks MCA 108, No B Option, Not coated PCB, No Mains Option FC-102P11KT2E20H2XNXXXXSXXXXAGBXCXXXXDX	131Z7362	Buy on EAN
VLT® HVAC Drive FC 102 15 KW / 20 HP, 200 - 240 VAC, No brake chopper, IP20 / Chassis, RFI Class A2 (C3), LonWorks MCA 108, No B Option, Not coated PCB, No Mains Option FC-102P15KT2E20H2XNXXXXSXXXXAGBXCXXXXDX	131Z7361	Buy on EAN
VLT® HVAC Drive FC 102 2.2 KW / 3.0 HP, 380 - 480 VAC, No brake chopper, IP20 / Chassis, RFI Class A2 (C3), PROFIBUS DP MCA 101, No B Option, Not coated PCB, No Mains Option FC-102P2K2T4E20H2XGXXXXSXXXXA0BXCXXXXDX	131G0611	Buy on EAN
VLT® AutomationDrive FC 300 11 KW / 15 HP, 380 - 480 VAC, IP55 / Type 12, RFI Class A1/B (C1), Brake chopper Further options according to typecode	131B1181	Buy on EAN
VLT® AutomationDrive FC 300 132 KW / 200 HP, 380 - 500 VAC, IP21 / Type 1, RFI class A1 (C2), No brake chopper Further options according to typecode	131B5931	Buy on EAN
VLT® AutomationDrive FC 300 160 KW / 250 HP, 380 - 500 VAC, IP21 / Type 1, RFI class A1 (C2), No brake chopper Further options according to typecode	131B5932	Buy on EAN
VLT® AutomationDrive FC 300 55 KW / 75 HP, 380 - 500 VAC, IP20 / Chassis, RFI Class A2 (C3), Brake chopper Further options according to typecode	131H3542	Buy on EAN
VLT® AutomationDrive FC 300 132 KW / 200 HP, 380 - 500 VAC, IP21 / Type 1, RFI class A1 (C2), No brake chopper Further options according to typecode	131B5938	Buy on EAN
VLT® AutomationDrive FC 300 0.37 KW / 0.50 HP, 380 - 480 VAC, IP20 / Chassis, RFI Class A1/B (C1), No brake chopper Further options according to typecode	131B0898	Buy on EAN
VLT® AutomationDrive FC 300 11 KW / 15 HP, 380 - 500 VAC, IP21 / Type 1, RFI Class A1/B (C1), No brake chopper Further options according to typecode	131B3192	Buy on EAN
VLT® AutomationDrive FC 300 0.37 KW / 0.50 HP, 200 - 240 VAC, IP20 / Chassis, RFI Class A2 (C3), No brake chopper Further options according to typecode	131H3145	Buy on EAN

VLT® AutomationDrive FC 300 15 KW / 20 HP, 380 - 500 VAC, IP20 / Chassis, RFI Class A1/B (C1), No brake chopper Further options according to typecode	131F8654	Buy on EAN
VLT® AutomationDrive FC 300 11 KW / 15 HP, 380 - 500 VAC, IP55 / Type 12, RFI Class A1/B (C1), No brake chopper Further options according to typecode	131B3198	Buy on EAN
VLT® HVAC Drive FC 102 1.1 KW / 1.5 HP, 380 - 480 VAC, No brake chopper, IP20 / Chassis, RFI Class A2 (C3), No A Option, No B Option, Not coated PCB, No Mains Option FC-102P1K1T4E20H2XXXXXXSXXXXAXBXCXXXXDX	131B4991	Buy on EAN
VLT® HVAC Drive FC 102 2.2 KW / 3.0 HP, 380 - 480 VAC, No brake chopper, IP20 / Chassis, RFI Class A2 (C3), No A Option, No B Option, Not coated PCB, No Mains Option FC-102P2K2T4E20H2XXXXXXSXXXXAXBXCXXXXDX	131B4993	Buy on EAN
VLT® HVAC Drive FC 102 15 KW / 20 HP, 380 - 480 VAC, No brake chopper, IP20 / Chassis, RFI Class A1/B (C1), PROFIBUS DP MCA 101, No B Option, Not coated PCB, No Mains Option FC-102P15KT4E20H1XGXXXXSXXXXA0BXCXXXXDX	131F9850	Buy on EAN
VLT® HVAC Drive FC 102 4.0 KW / 5.5 HP, 380 - 480 VAC, No brake chopper, IP20 / Chassis, RFI Class A2 (C3), No A Option, No B Option, Not coated PCB, No Mains Option FC-102P4K0T4E20H2XXXXXXSXXXXAXBXCXXXXDX	131B4995	Buy on EAN
VLT® HVAC Drive FC 102 7.5 KW / 10 HP, 380 - 480 VAC, No brake chopper, IP20 / Chassis, RFI Class A2 (C3), No A Option, No B Option, Not coated PCB, No Mains Option FC-102P7K5T4E20H2XXXXXXSXXXXAXBXCXXXXDX	131B4997	Buy on EAN
VLT® HVAC Drive FC 102 5.5 KW / 7.5 HP, 380 - 480 VAC, No brake chopper, IP20 / Chassis, RFI Class A2 (C3), No A Option, No B Option, Not coated PCB, No Mains Option FC-102P5K5T4E20H2XXXXXXSXXXXAXBXCXXXXDX	131B4996	Buy on EAN
VLT® AQUA Drive FC 200 11 KW / 15 HP, 380 - 480 VAC, IP20 / Chassis, RFI Class A1/B (C1), No brake chopper FC-202P11KT4E20H1XXCXXXXSXXXXA0BXCXXXXDX	131H2238	Buy on EAN
VLT® AutomationDrive FC 300 0.55 KW / 0.75 HP, 200 - 240 VAC, IP20 / Chassis, RFI Class A1/B (C1), Brake chopper Further options according to typecode	131F7941	Buy on EAN
VLT® AutomationDrive FC 300 2.2 KW / 3.0 HP, 200 - 240 VAC, IP20 / Chassis, RFI Class A1/B (C1), Brake chopper Further options according to typecode	131F7940	Buy on EAN
VLT® HVAC Drive FC 102 22 KW / 30 HP, 380 - 480 VAC, Safe Stop, IP20 / Chassis, RFI Class A2 (C3), PROFINET MCA 120, No B Option, Not coated PCB, No Mains Option FC-102P22KT4E20H2TGXXXXSXXXXALBXCXXXXDX	134L8387	Buy on EAN
VLT® HVAC Drive FC 102 11 KW / 15 HP, 380 - 480 VAC, No brake chopper, IP20 / Chassis, RFI Class A2 (C3), No A Option, No B Option, Coated PCB, No Mains Option FC-102P11KT4E20H2XGCXXXXSXXXXAXBXCXXXXDX	131F7949	Buy on EAN
VLT® AutomationDrive FC 300 0.37 KW / 0.50 HP, 380 - 480 VAC, IP20 / Chassis, RFI Class A2 (C3), No brake chopper Further options according to typecode	131B0886	Buy on EAN

VLT® AutomationDrive FC 300 250 KW / 350 HP, 380 - 500 VAC, IP54 Hybrid LHD elect., LHD + Class A1 RFI, No brake chopper Further options according to typecode	131Z3864	Buy on EAN
VLT® AutomationDrive FC 300 0.37 KW / 0.50 HP, 380 - 480 VAC, IP20 / Chassis, RFI Class A2 (C3), No brake chopper Further options according to typecode	131B0885	Buy on EAN
VLT® AutomationDrive FC 300 11 KW / 15 HP, 200 - 240 VAC, IP21 / Type 1, RFI Class A2 (C3), Brake chopper Further options according to typecode	131F2087	Buy on EAN
VLT® HVAC Drive FC 102 2.2 KW / 3.0 HP, 380 - 480 VAC, No brake chopper, IP20 / Chassis, RFI Class A1/B (C1), PROFIBUS DP MCA 101, No B Option, Not coated PCB, No Mains Option FC-102P2K2T4E20H1XXXXXSXXXXA0BXCXXXXDX	131F2086	Buy on EAN
VLT® HVAC Drive FC 102 22 KW / 30 HP, 200 - 240 VAC, No brake chopper, IP20 / Chassis, RFI Class A1/B (C1), LonWorks MCA 108, No B Option, Coated PCB, No Mains Option FC-102P22KT2E20H1XGCXXSXXXXAGBXCXXXXDX	131Z0127	Buy on EAN
VLT® AutomationDrive FC 300 18.5 KW / 25 HP, 200 - 240 VAC, IP55 / Type 12, RFI Class A1/B (C1), No brake chopper Further options according to typecode	131B6056	Buy on EAN
VLT® AutomationDrive FC 300 18.5 KW / 25 HP, 380 - 500 VAC, IP20 / Chassis, RFI Class A1/B (C1), Brake chopper Further options according to typecode	131G3552	Buy on EAN
VLT® AutomationDrive FC 300 2.2 KW / 3.0 HP, 380 - 480 VAC, IP20 / Chassis, RFI Class A2 (C3), No brake chopper Further options according to typecode	131B0965	Buy on EAN
VLT® AutomationDrive FC 300 2.2 KW / 3.0 HP, 380 - 480 VAC, IP20 / Chassis, RFI Class A2 (C3), Brake chopper Further options according to typecode	131B0967	Buy on EAN
VLT® AutomationDrive FC 300 18.5 KW / 25 HP, 380 - 480 VAC, IP21 / Type 1, RFI Class A2 (C3), No brake chopper Further options according to typecode	131B3696	Buy on EAN
VLT® AutomationDrive FC 300 15 KW / 20 HP, 380 - 500 VAC, IP21 / Type 1, RFI Class A2 (C3), No brake chopper Further options according to typecode	131B8228	Buy on EAN
VLT® AutomationDrive FC 300 5.5 KW / 7.5 HP, 380 - 480 VAC, IP20 / Chassis, RFI Class A2 (C3), No brake chopper Further options according to typecode	131B2624	Buy on EAN
VLT® AutomationDrive FC 300 1.1 KW / 1.5 HP, 200 - 240 VAC, IP55 / Type 12, RFI Class A1/B (C1), No brake chopper Further options according to typecode	131B2627	Buy on EAN
VLT® AutomationDrive FC 300 0.75 KW / 1.0 HP, 200 - 240 VAC, IP20 / Chassis, RFI Class A2 (C3), No brake chopper Further options according to typecode	131B2334	Buy on EAN
VLT® HVAC Drive FC 102 37 KW / 50 HP, 380 - 480 VAC, No brake chopper, IP20 / Chassis, RFI Class A1/B (C1), LonWorks MCA 108, No B Option, Coated PCB, No Mains Option FC-102P37KT4E20H1XGCXXSXXXXAGBXCXXXXDX	131U7068	Buy on EAN
VLT® AutomationDrive FC 300 1.5 KW / 2.0 HP, 200 - 240 VAC, IP55 / Type 12, RFI Class A1/B (C1), No brake chopper Further options according to typecode	131B2628	Buy on EAN

VLT® AutomationDrive FC 300 355 KW / 500 HP, 380 - 500 VAC, IP54 / Type 12, RFI class A1 (C2), No brake chopper Further options according to typecode	131F5547	Buy on EAN
VLT® AutomationDrive FC 300 3.0 KW / 4.0 HP, 380 - 500 VAC, IP20 / Chassis, RFI Class A1/B (C1), Brake chopper Further options according to typecode	131F2266	Buy on EAN
VLT® AutomationDrive FC 300 110 KW / 150 HP, 380 - 500 VAC, IP00 / Chassis, RFI class A1 (C2), No brake chopper Further options according to typecode	131B6835	Buy on EAN
VLT® AutomationDrive FC 300 110 KW / 150 HP, 380 - 500 VAC, IP21 / Type 1, RFI Class A2 (C3), No brake chopper Further options according to typecode	131B6836	Buy on EAN
VLT® AutomationDrive FC 300 30 KW / 40 HP, 380 - 480 VAC, IP21 / Type 1, RFI Class A2 (C3), No brake chopper Further options according to typecode	131B6832	Buy on EAN
VLT® AutomationDrive FC 300 110 KW / 150 HP, 380 - 500 VAC, IP54 / Type 12, RFI Class A2 (C3), No brake chopper Further options according to typecode	131B6838	Buy on EAN
VLT® AQUA Drive FC 200 22 KW / 30 HP, 200 - 240 VAC, IP20 / Chassis, RFI Class A2 (C3), No brake chopper FC-202P22KT2E20H2XGXXXXSXXXXAXBXXXXDX	131H5475	Buy on EAN
VLT® AQUA Drive FC 200 11 KW / 15 HP, 380 - 480 VAC, IP20 / Chassis, RFI Class A1/B (C1), No brake chopper FC-202P11KT4E20H1XXXXXSXXXXAXBXXXXDX	131F7881	Buy on EAN
VLT® AutomationDrive FC 300 2.2 KW / 3.0 HP, 380 - 480 VAC, IP20 / Chassis, RFI Class A2 (C3), Brake chopper Further options according to typecode	131B5239	Buy on EAN
VLT® AutomationDrive FC 300 7.5 KW / 10 HP, 380 - 480 VAC, IP66 / NEMA 4X, RFI Class A1/B (C1), No brake chopper Further options according to typecode	131B5235	Buy on EAN
VLT® AQUA Drive FC 200 1.1 KW / 1.5 HP, 380 - 480 VAC, IP20 / Chassis, RFI Class A2 (C3), No brake chopper FC-202P1K1T4E20H2XNXXXXSXXXXAXBXXXXDX	131F1518	Buy on EAN
VLT® AQUA Drive FC 200 1.5 KW / 2.0 HP, 380 - 480 VAC, IP20 / Chassis, RFI Class A2 (C3), No brake chopper FC-202P1K5T4E20H2XNXXXXSXXXXAXBXXXXDX	131F1519	Buy on EAN
VLT® AutomationDrive FC 300 0.37 KW / 0.50 HP, 380 - 500 VAC, IP20 / Chassis, RFI Class A2 (C3), No brake chopper Further options according to typecode	131B2939	Buy on EAN
VLT® AutomationDrive FC 300 200 KW / 300 HP, 380 - 500 VAC, IP54 / Type 12, RFI Class A2 (C3), No brake chopper Further options according to typecode	131X3266	Buy on EAN
VLT® AutomationDrive FC 300 400 KW / 550 HP, 380 - 500 VAC, IP00 / Chassis, RFI Class A2 (C3), No brake chopper Further options according to typecode	131B6905	Buy on EAN
VLT® AQUA Drive FC 200 37 KW / 50 HP, 380 - 480 VAC, IP20 / Chassis, RFI Class A2 (C3), No brake chopper FC-202P37KT4E20H2XGDXXSXXXXAXBXXXXDX	131N0263	Buy on EAN

VLT® HVAC Drive FC 102 37 KW / 50 HP, 380 - 480 VAC, No brake chopper, IP20 / Chassis, RFI Class A2 (C3), No A Option, No B Option, Coated PCB, No Mains Option FC-102P37KT4E20H2XGXXXXXXXAXBXCXXXXDX	131H4027	Buy on EAN
VLT® AQUA Drive FC 200 75 KW / 100 HP, 380 - 480 VAC, IP20 / Chassis, RFI Class A2 (C3), No brake chopper FC-202P75KT4E20H2XGXXXXXXXA0BYCXXXXD0	131X2590	Buy on EAN
VLT® AutomationDrive FC 300 18.5 KW / 25 HP, 200 - 240 VAC, IP20 / Chassis, RFI Class A2 (C3), No brake chopper Further options according to typecode	131G9558	Buy on EAN
VLT® AQUA Drive FC 200 22 KW / 30 HP, 380 - 480 VAC, IP20 / Chassis, RFI Class A1/B (C1), No brake chopper FC-202P22KT4E20H1XGXXXXXXXA0BYCXXXXDX	131G1585	Buy on EAN
VLT® AutomationDrive FC 300 2.2 KW / 3.0 HP, 380 - 500 VAC, IP20 / Chassis, RFI Class A1/B (C1), Brake chopper Further options according to typecode	131G0033	Buy on EAN
VLT® AQUA Drive FC 200 5.5 KW / 7.5 HP, 380 - 480 VAC, IP20 / Chassis, RFI Class A2 (C3), No brake chopper FC-202P5K5T4E20H2XGXXXXXXXAXBPCXXXXDX	131F4037	Buy on EAN
VLT® AutomationDrive FC 300 75 KW / 100 HP, 380 - 500 VAC, IP20 / Chassis, RFI Class A2 (C3), Brake chopper Further options according to typecode	131H2939	Buy on EAN
VLT® AQUA Drive FC 200 1.5 KW / 2.0 HP, 380 - 480 VAC, IP20 / Chassis, RFI Class A2 (C3), No brake chopper FC-202P1K5T4E20H2XGXXXXXXXA0BXCXXXXDX	131H2933	Buy on EAN
VLT® AQUA Drive FC 200 1.5 KW / 2.0 HP, 380 - 480 VAC, IP20 / Chassis, RFI Class A2 (C3), No brake chopper FC-202P1K5T4E20H2XXXXXXXA0BXCXXXXDX	131H2932	Buy on EAN
VLT® AQUA Drive FC 200 90 KW / 125 HP, 380 - 480 VAC, IP20 / Chassis, RFI Class A2 (C3), No brake chopper FC-202P90KT4E20H2XGXXXXXXXA0BXCXXXXDX	131G0780	Buy on EAN
VLT® AutomationDrive FC 300 0.75 KW / 1.0 HP, 380 - 480 VAC, IP20 / Chassis, RFI Class A2 (C3), Brake chopper Further options according to typecode	131B1827	Buy on EAN
VLT® AutomationDrive FC 300 0.55 KW / 0.75 HP, 380 - 500 VAC, IP20 / Chassis, RFI Class A2 (C3), Brake chopper Further options according to typecode	131B1824	Buy on EAN
VLT® AutomationDrive FC 300 7.5 KW / 10 HP, 380 - 500 VAC, IP55 / Type 12, RFI Class A2 (C3), No brake chopper Further options according to typecode	131B3465	Buy on EAN
VLT® AQUA Drive FC 200 7.5 KW / 10 HP, 380 - 480 VAC, IP20 / Chassis, RFI Class A2 (C3), No brake chopper FC-202P7K5T4E20H2XGXXXXXXXALBXCXXXXDX	134F2143	Buy on EAN
VLT® AQUA Drive FC 200 18.5 KW / 25 HP, 380 - 480 VAC, IP20 / Chassis, RFI Class A2 (C3), No brake chopper FC-202P18KT4E20H2XGXXXXXXXALBXCXXXXDX	134F2142	Buy on EAN
VLT® AQUA Drive FC 200 4.0 KW / 5.5 HP, 380 - 480 VAC, IP20 / Chassis, RFI Class A2 (C3), No brake chopper FC-202P4K0T4E20H2XGXXXXXXXALBXCXXXXDX	134F2141	Buy on EAN

VLT® AQUA Drive FC 200 11 KW / 15 HP, 380 - 480 VAC, IP20 / Chassis, RFI Class A2 (C3), No brake chopper FC-202P11KT4E20H2XGXXXXXXXALBXCXXXXX	134F2140	Buy on EAN
VLT® HVAC Drive FC 102 11 KW / 15 HP, 380 - 480 VAC, Safe Stop, IP20 / Chassis, RFI Class A2 (C3), PROFIBUS DP MCA 101, No B Option, Not coated PCB, No Mains Option FC-102P11KT4E20H2TGXXXXXXXA0BXCXXXXX	131N0462	Buy on EAN
VLT® AutomationDrive FC 300 1.5 KW / 2.0 HP, 380 - 500 VAC, IP20 / Chassis, RFI Class A2 (C3), Brake chopper Further options according to typecode	131B0087	Buy on EAN
VLT® AutomationDrive FC 300 1.1 KW / 1.5 HP, 380 - 500 VAC, IP20 / Chassis, RFI Class A2 (C3), Brake chopper Further options according to typecode	131B0086	Buy on EAN
VLT® AutomationDrive FC 300 0.75 KW / 1.0 HP, 380 - 500 VAC, IP20 / Chassis, RFI Class A2 (C3), Brake chopper Further options according to typecode	131B0085	Buy on EAN
VLT® AutomationDrive FC 300 0.55 KW / 0.75 HP, 380 - 500 VAC, IP20 / Chassis, RFI Class A2 (C3), Brake chopper Further options according to typecode	131B0084	Buy on EAN
VLT® HVAC Drive FC 102 2.2 KW / 3.0 HP, 380 - 480 VAC, No brake chopper, IP20 / Chassis, RFI Class A1/B (C1), No A Option, No B Option, Not coated PCB, No Mains Option FC-102P2K2T4E20H1XXXXXXSXXXAXBXCXXXXX	131B7275	Buy on EAN
VLT® HVAC Drive FC 102 22 KW / 30 HP, 380 - 480 VAC, Safe Stop, IP20 / Chassis, RFI Class A1/B (C1), PROFIBUS DP MCA 101, No B Option, Not coated PCB, No Mains Option FC-102P22KT4E20H1TGXXXXXXXA0BXCXXXXD0	131G9314	Buy on EAN
VLT® AQUA Drive FC 200 3.0 KW / 4.0 HP, 380 - 480 VAC, IP20 / Chassis, RFI Class A1/B (C1), Safe Stop FC-202P3K0T4E20H1TGXXXXXXXA0BXCXXXXX	131G6705	Buy on EAN
VLT® AutomationDrive FC 300 4.0 KW / 5.5 HP, 380 - 500 VAC, IP55 / Type 12, RFI Class A1/B (C1), Brake chopper Further options according to typecode	131B2391	Buy on EAN
VLT® HVAC Drive FC 102 1.1 KW / 1.5 HP, 380 - 480 VAC, Safe Stop, IP20 / Chassis, RFI Class A1/B (C1), No A Option, No B Option, Not coated PCB, No Mains Option FC-102P1K1T4E20H1TGXXXXXXXAXBXCXXXXX	131F0803	Buy on EAN
VLT® AutomationDrive FC 300 2.2 KW / 3.0 HP, 380 - 500 VAC, IP20 / Chassis, RFI Class A1/B (C1), No brake chopper Further options according to typecode	131B0883	Buy on EAN
VLT® AQUA Drive FC 200 11 KW / 15 HP, 380 - 480 VAC, IP20 / Chassis, RFI Class A2 (C3), No brake chopper FC-202P11KT4E20H2XXXXXXSXXXAXBXC5XXDX	131G1361	Buy on EAN
VLT® AutomationDrive FC 300 0.37 KW / 0.50 HP, 380 - 480 VAC, IP20 / Chassis, RFI Class A2 (C3), No brake chopper Further options according to typecode	131B0884	Buy on EAN
VLT® AQUA Drive FC 200 18.5 KW / 25 HP, 200 - 240 VAC, IP20 / Chassis, RFI Class A2 (C3), No brake chopper FC-202P18KT2E20H2XGCXXXXXXXAXBXCXXXXX	131L9371	Buy on EAN

VLT® HVAC Drive FC 102 3.0 KW / 4.0 HP, 380 - 480 VAC, No brake chopper, IP20 / Chassis, RFI Class A1/B (C1), No A Option, No B Option, Not coated PCB, No Mains Option FC-102P3K0T4E20H1XXXXXXSXXXXAXBXCXXXXDX	131B7532	Buy on EAN
VLT® AutomationDrive FC 300 18.5 KW / 25 HP, 380 - 480 VAC, IP21 / Type 1, RFI Class A2 (C3), No brake chopper Further options according to typecode	131B3697	Buy on EAN
VLT® AutomationDrive FC 300 18.5 KW / 25 HP, 380 - 480 VAC, IP21 / Type 1, RFI Class A1/B (C1), No brake chopper Further options according to typecode	131B3691	Buy on EAN
VLT® AutomationDrive FC 300 5.5 KW / 7.5 HP, 200 - 240 VAC, IP20 / Chassis, RFI Class A2 (C3), Brake chopper Further options according to typecode	131F8732	Buy on EAN
VLT® AQUA Drive FC 200 18.5 KW / 25 HP, 380 - 480 VAC, IP20 / Chassis, RFI Class A1/B (C1), Safe Stop FC-202P18KT4E20H1TGCXXXSXXXXAXBXCXXXXDX	131F7735	Buy on EAN
VLT® AutomationDrive FC 300 4.0 KW / 5.5 HP, 380 - 500 VAC, IP20 / Chassis, RFI Class A1/B (C1), Brake chopper Further options according to typecode	131B3320	Buy on EAN
VLT® HVAC Drive FC 102 5.5 KW / 7.5 HP, 380 - 480 VAC, No brake chopper, IP20 / Chassis, RFI Class A1/B (C1), No A Option, No B Option, Not coated PCB, No Mains Option FC-102P5K5T4E20H1XXXXXXSXXXXAXBXCXXXXDX	131B7537	Buy on EAN
VLT® AutomationDrive FC 300 2.2 KW / 3.0 HP, 200 - 240 VAC, IP20 / Chassis, RFI Class A1/B (C1), No brake chopper Further options according to typecode	131B0319	Buy on EAN
VLT® AutomationDrive FC 300 1.5 KW / 2.0 HP, 200 - 240 VAC, IP20 / Chassis, RFI Class A1/B (C1), No brake chopper Further options according to typecode	131B0318	Buy on EAN
VLT® AutomationDrive FC 300 45 KW / 60 HP, 380 - 500 VAC, IP20 / Chassis, RFI Class A2 (C3), No brake chopper Further options according to typecode	131G1566	Buy on EAN
VLT® AQUA Drive FC 200 1.5 KW / 2.0 HP, 380 - 480 VAC, IP20 / Chassis, RFI Class A1/B (C1), No brake chopper FC-202P1K5T4E20H1XGCXXXSXXXXAXB0CXXXXDX	131G7005	Buy on EAN
VLT® AutomationDrive FC 300 3.0 KW / 4.0 HP, 200 - 240 VAC, IP20 / Chassis, RFI Class A2 (C3), Brake chopper Further options according to typecode	131B0313	Buy on EAN
VLT® AutomationDrive FC 300 0.75 KW / 1.0 HP, 380 - 500 VAC, IP20 / Chassis, RFI Class A2 (C3), Brake chopper Further options according to typecode	131B4369	Buy on EAN
VLT® AutomationDrive FC 300 0.75 KW / 1.0 HP, 200 - 240 VAC, IP20 / Chassis, RFI Class A1/B (C1), No brake chopper Further options according to typecode	131B0317	Buy on EAN
VLT® AutomationDrive FC 300 0.55 KW / 0.75 HP, 200 - 240 VAC, IP20 / Chassis, RFI Class A1/B (C1), No brake chopper Further options according to typecode	131B0316	Buy on EAN
VLT® HVAC Drive FC 102 22 KW / 30 HP, 200 - 240 VAC, No brake chopper, IP20 / Chassis, RFI Class A2 (C3), PROFIBUS DP MCA 101, No B Option, Not coated PCB, No Mains Option FC-102P22KT2E20H2XGXXXSXXXXA0BXCXXXXDX	131G2739	Buy on EAN

VLT® HVAC Drive FC 102 18.5 KW / 25 HP, 380 - 480 VAC, No brake chopper, IP20 / Chassis, RFI Class A2 (C3), No A Option, No B Option, Not coated PCB, No Mains Option FC-102P18KT4E20H2XXXXXSXXXXAXBXCXXXXDX	131F3121	Buy on EAN
VLT® HVAC Drive FC 102 15 KW / 20 HP, 380 - 480 VAC, No brake chopper, IP20 / Chassis, RFI Class A2 (C3), No A Option, No B Option, Not coated PCB, No Mains Option FC-102P15KT4E20H2XXXXXSXXXXAXBXCXXXXDX	131F3120	Buy on EAN
VLT® AQUA Drive FC 200 22 KW / 30 HP, 380 - 480 VAC, IP20 / Chassis, RFI Class A1/B (cable len)(C1), No brake chopper FC-202P22KT4E20H3XGCXXXSXXXXAXBXCXXXXDX	131H9539	Buy on EAN
VLT® AutomationDrive FC 300 11 KW / 15 HP, 380 - 500 VAC, IP20 / Chassis, RFI Class A1/B (C1), No brake chopper Further options according to typecode	131F8716	Buy on EAN
VLT® AQUA Drive FC 200 30 KW / 40 HP, 380 - 480 VAC, IP20 / Chassis, RFI Class A2 (C3), No brake chopper FC-202P30KT4E20H2XGXXXXSXXXXANBXCXXXXDX	131G3354	Buy on EAN
VLT® AutomationDrive FC 300 15 KW / 20 HP, 380 - 500 VAC, IP55 / Type 12, RFI Class A1/B (C1), No brake chopper Further options according to typecode	131B3212	Buy on EAN
VLT® HVAC Drive FC 102 30 KW / 40 HP, 380 - 480 VAC, No brake chopper, IP20 / Chassis, RFI Class A2 (C3), DeviceNet MCA 104, No B Option, Not coated PCB, No Mains Option FC-102P30KT4E20H2XGXXXXSXXXXA4BXCXXXXDX	131G0861	Buy on EAN
VLT® HVAC Drive FC 102 11 KW / 15 HP, 380 - 480 VAC, No brake chopper, IP20 / Chassis, RFI Class A2 (C3), PROFIBUS DP MCA 101, No B Option, Not coated PCB, No Mains Option FC-102P11KT4E20H2XNXXXXSXXXXA0BXCXXXXDX	131G0735	Buy on EAN
VLT® HVAC Drive FC 102 4.0 KW / 5.5 HP, 380 - 480 VAC, No brake chopper, IP20 / Chassis, RFI Class A2 (C3), No A Option, No B Option, Not coated PCB, No Mains Option FC-102P4K0T4E20H2XNXXXXSXXXXAXBXCXXXXDX	131B7846	Buy on EAN
VLT® HVAC Drive FC 102 22 KW / 30 HP, 380 - 480 VAC, No brake chopper, IP20 / Chassis, RFI Class A2 (C3), No A Option, No B Option, Not coated PCB, No Mains Option FC-102P22KT4E20H2XNXXXXSXXXXAXBXCXXXXDX	131H3084	Buy on EAN
VLT® HVAC Drive FC 102 30 KW / 40 HP, 380 - 480 VAC, No brake chopper, IP20 / Chassis, RFI Class A2 (C3), No A Option, No B Option, Not coated PCB, No Mains Option FC-102P30KT4E20H2XNXXXXSXXXXAXBXCXXXXDX	131H3085	Buy on EAN
VLT® AutomationDrive FC 300 37 KW / 50 HP, 380 - 500 VAC, IP21 / Type 1, RFI Class A2 (C3), No brake chopper Further options according to typecode	131B5906	Buy on EAN
VLT® AutomationDrive FC 300 30 KW / 40 HP, 380 - 500 VAC, IP21 / Type 1, RFI Class A2 (C3), Brake chopper Further options according to typecode	131B5903	Buy on EAN
VLT® AutomationDrive FC 300 11 KW / 15 HP, 380 - 480 VAC, IP66 / NEMA 4X, RFI Class A1/B (C1), Brake chopper Further options according to typecode	131B6637	Buy on EAN

VLT® AutomationDrive FC 300 37 KW / 50 HP, 380 - 480 VAC, IP21 / Type 1, RFI Class A2 (C3), No brake chopper Further options according to typecode	131F2451	Buy on EAN
VLT® AutomationDrive FC 300 18.5 KW / 25 HP, 380 - 480 VAC, IP66 / NEMA 4X, RFI Class A1/B (C1), Brake chopper Further options according to typecode	131B7221	Buy on EAN
VLT® AQUA Drive FC 200 7.5 KW / 10 HP, 380 - 480 VAC, IP20 / Chassis, RFI Class A2 (C3), No brake chopper FC-202P7K5T4E20H2XGCXXXSXXXAXBYCXXXDX	131L2861	Buy on EAN
VLT® AQUA Drive FC 200 11 KW / 15 HP, 380 - 480 VAC, IP20 / Chassis, RFI Class A1/B (C1), No brake chopper FC-202P11KT4E20H1XGXXXXSXXXAXBYCXXXDX	131F8626	Buy on EAN
VLT® AutomationDrive FC 300 2.2 KW / 3.0 HP, 380 - 480 VAC, IP20 / Chassis, RFI Class A2 (C3), Brake chopper Further options according to typecode	131B5723	Buy on EAN
VLT® AQUA Drive FC 200 30 KW / 40 HP, 380 - 480 VAC, IP20 / Chassis, RFI Class A2 (C3), No brake chopper FC-202P30KT4E20H2XNXXXXSXXXA0BXCXXXDX	131G1607	Buy on EAN
VLT® AutomationDrive FC 300 4.0 KW / 5.5 HP, 380 - 480 VAC, IP66 / NEMA 4X, RFI Class A1/B (C1), Brake chopper Further options according to typecode	131B7202	Buy on EAN
VLT® HVAC Drive FC 102 11 KW / 15 HP, 380 - 480 VAC, Safe Stop, IP20 / Chassis, RFI Class A1/B (C1), No A Option, No B Option, Not coated PCB, No Mains Option FC-102P11KT4E20H1TGXXXXSXXXAXBXCXXXDX	131F9848	Buy on EAN
VLT® AutomationDrive FC 300 2.2 KW / 3.0 HP, 200 - 240 VAC, IP20 / Chassis, RFI Class A2 (C3), No brake chopper Further options according to typecode	131B8415	Buy on EAN
VLT® HVAC Drive FC 102 45 KW / 60 HP, 380 - 480 VAC, No brake chopper, IP20 / Chassis, RFI Class A2 (C3), No A Option, No B Option, Not coated PCB, No Mains Option FC-102P45KT4E20H2XXXXXSXXXAXBXCXXXDX	131F3122	Buy on EAN
VLT® HVAC Drive FC 102 15 KW / 20 HP, 380 - 480 VAC, No brake chopper, IP20 / Chassis, RFI Class A2 (C3), No A Option, No B Option, Coated PCB, No Mains Option FC-102P15KT4E20H2XGCXXXSXXXAXBXCXXXDX	131F7950	Buy on EAN
VLT® HVAC Drive FC 102 18.5 KW / 25 HP, 380 - 480 VAC, No brake chopper, IP20 / Chassis, RFI Class A2 (C3), No A Option, No B Option, Coated PCB, No Mains Option FC-102P18KT4E20H2XGCXXXSXXXAXBXCXXXDX	131F7951	Buy on EAN
VLT® AutomationDrive FC 300 7.5 KW / 10 HP, 380 - 480 VAC, IP55 / Type 12, RFI Class A1/B (C1), No brake chopper Further options according to typecode	131F1692	Buy on EAN
VLT® HVAC Drive FC 102 18.5 KW / 25 HP, 380 - 480 VAC, No brake chopper, IP20 / Chassis, RFI Class A1/B (C1), PROFIBUS DP MCA 101, No B Option, Not coated PCB, No Mains Option FC-102P18KT4E20H1XGXXXXSXXXA0BXCXXXDX	131F9853	Buy on EAN
VLT® AutomationDrive FC 300 0.25 KW / 0.33 HP, 200 - 240 VAC, IP20 / Chassis, RFI Class A2 (C3), No brake chopper Further options according to typecode	134G5473	Buy on EAN

VLT® AutomationDrive FC 300 3.7 KW / 5.0 HP, 200 - 240 VAC, IP20 / Chassis, RFI Class A1/B (C1), Brake chopper Further options according to typecode	131N5196	Buy on EAN
VLT® AQUA Drive FC 200 30 KW / 40 HP, 380 - 480 VAC, IP20 / Chassis, RFI Class A1/B (C1), No brake chopper FC-202P30KT4E20H1XGXXXXSXXXXAXBXXXXDX	131F6773	Buy on EAN
VLT® HVAC Drive FC 102 5.5 KW / 7.5 HP, 380 - 480 VAC, No brake chopper, IP20 / Chassis, RFI Class A1/B (C1), PROFIBUS DP MCA 101, No B Option, Not coated PCB, No Mains Option FC-102P5K5T4E20H1XGXXXXSXXXXA0BXXXXDX	131B9523	Buy on EAN
VLT® HVAC Drive FC 102 4.0 KW / 5.5 HP, 380 - 480 VAC, No brake chopper, IP20 / Chassis, RFI Class A1/B (C1), PROFIBUS DP MCA 101, No B Option, Not coated PCB, No Mains Option FC-102P4K0T4E20H1XGXXXXSXXXXA0BXXXXDX	131B9522	Buy on EAN
VLT® HVAC Drive FC 102 3.0 KW / 4.0 HP, 380 - 480 VAC, No brake chopper, IP20 / Chassis, RFI Class A1/B (C1), PROFIBUS DP MCA 101, No B Option, Not coated PCB, No Mains Option FC-102P3K0T4E20H1XGXXXXSXXXXA0BXXXXDX	131B9521	Buy on EAN
VLT® AQUA Drive FC 200 37 KW / 50 HP, 380 - 480 VAC, IP20 / Chassis, RFI Class A1/B (C1), No brake chopper FC-202P37KT4E20H1XGXXXXSXXXXAXBXXXXDX	131F6778	Buy on EAN
VLT® AQUA Drive FC 200 5.5 KW / 7.5 HP, 380 - 480 VAC, IP20 / Chassis, RFI Class A1/B (cable len)(C1), No brake chopper FC-202P5K5T4E20H3XGXXXXSXXXXAXBXXXXDX	131F2386	Buy on EAN
VLT® AQUA Drive FC 200 7.5 KW / 10 HP, 380 - 480 VAC, IP20 / Chassis, RFI Class A1/B (cable len)(C1), No brake chopper FC-202P7K5T4E20H3XGXXXXSXXXXAXBXXXXDX	131F2387	Buy on EAN
VLT® AutomationDrive FC 300 4.0 KW / 5.5 HP, 380 - 500 VAC, IP20 / Chassis, RFI Class A2 (C3), No brake chopper Further options according to typecode	131B8780	Buy on EAN
VLT® AutomationDrive FC 300 1.5 KW / 2.0 HP, 380 - 500 VAC, IP20 / Chassis, RFI Class A1/B (C1), No brake chopper Further options according to typecode	131B0518	Buy on EAN
VLT® HVAC Drive FC 102 15 KW / 20 HP, 380 - 480 VAC, No brake chopper, IP20 / Chassis, RFI Class A2 (C3), No A Option, No B Option, Not coated PCB, No Mains Option FC-102P15KT4E20H2XGXXXXSXXXXAXBXXXXD0	131Z0345	Buy on EAN
VLT® AutomationDrive FC 300 15 KW / 20 HP, 380 - 500 VAC, IP21 / Type 1, RFI Class A1/B (C1), Brake chopper Further options according to typecode	131B1690	Buy on EAN
VLT® AutomationDrive FC 300 37 KW / 50 HP, 380 - 480 VAC, IP20 / Chassis, RFI Class A1/B (C1), Brake chopper Further options according to typecode	131F6608	Buy on EAN
VLT® HVAC Drive FC 102 7.5 KW / 10 HP, 200 - 240 VAC, No brake chopper, IP20 / Chassis, RFI Class A1/B (C1), LonWorks MCA 108, No B Option, Not coated PCB, No Mains Option FC-102P7K5T2E20H1XGXXXXSXXXXAGBXXXXDX	131U6670	Buy on EAN

VLT® AutomationDrive FC 300 15 KW / 20 HP, 380 - 500 VAC, IP21 / Type 1, RFI Class A1/B (C1), Brake chopper Further options according to typecode	131B1696	Buy on EAN
VLT® AutomationDrive FC 300 45 KW / 60 HP, 380 - 500 VAC, IP20 / Chassis, RFI Class A1/B (C1), Brake chopper Further options according to typecode	131G1966	Buy on EAN
VLT® AutomationDrive FC 300 75 KW / 100 HP, 380 - 480 VAC, IP20 / Chassis, RFI Class A1/B (C1), Brake chopper Further options according to typecode	131F6605	Buy on EAN
VLT® AutomationDrive FC 300 1.1 KW / 1.5 HP, 200 - 240 VAC, IP20 / Chassis, RFI Class A2 (C3), No brake chopper Further options according to typecode	131B1107	Buy on EAN
VLT® AutomationDrive FC 300 11 KW / 15 HP, 380 - 500 VAC, IP21 / Type 1, RFI Class A1/B (C1), Brake chopper Further options according to typecode	131B5031	Buy on EAN
VLT® AutomationDrive FC 300 3.0 KW / 4.0 HP, 200 - 240 VAC, IP20 / Chassis, RFI Class A2 (C3), No brake chopper Further options according to typecode	131B2326	Buy on EAN
VLT® AQUA Drive FC 200 22 KW / 30 HP, 380 - 480 VAC, IP20 / Chassis, RFI Class A2 (C3), No brake chopper FC-202P22KT4E20H2XGXXXXSXXXXAXBYCXXXXDX	131H5481	Buy on EAN
VLT® HVAC Drive FC 102 1.1 KW / 1.5 HP, 380 - 480 VAC, No brake chopper, IP20 / Chassis, RFI Class A1/B (C1), LonWorks MCA 108, No B Option, Coated PCB, No Mains Option FC-102P1K1T4E20H1XGCXXXXSXXXXAGBXCXXXXDX	131U7072	Buy on EAN
VLT® AutomationDrive FC 300 0.75 KW / 1.0 HP, 380 - 500 VAC, IP20 / Chassis, RFI Class A1/B (C1), No brake chopper Further options according to typecode	131B0512	Buy on EAN
VLT® AutomationDrive FC 300 0.75 KW / 1.0 HP, 380 - 480 VAC, IP20 / Chassis A1 Frame, RFI Class A2 (C3), Safe Stop Further options according to typecode	131B2815	Buy on EAN
VLT® AutomationDrive FC 300 18.5 KW / 25 HP, 380 - 500 VAC, IP21 / Type 1, RFI Class A1/B (C1), Brake chopper Further options according to typecode	131B5035	Buy on EAN
VLT® AutomationDrive FC 300 1.1 KW / 1.5 HP, 380 - 500 VAC, IP20 / Chassis, RFI Class A1/B (C1), No brake chopper Further options according to typecode	131B0514	Buy on EAN
VLT® HVAC Drive FC 102 5.5 KW / 7.5 HP, 200 - 240 VAC, No brake chopper, IP20 / Chassis, RFI Class A1/B (C1), LonWorks MCA 108, No B Option, Coated PCB, No Mains Option FC-102P5K5T2E20H1XGCXXXXSXXXXAGBXCXXXXDX	131U7210	Buy on EAN
VLT® AutomationDrive FC 300 1.1 KW / 1.5 HP, 380 - 500 VAC, IP20 / Chassis, RFI Class A1/B (C1), No brake chopper Further options according to typecode	131B0516	Buy on EAN
VLT® AutomationDrive FC 300 1.5 KW / 2.0 HP, 380 - 480 VAC, IP20 / Chassis, RFI Class A2 (C3), No brake chopper Further options according to typecode	131B5224	Buy on EAN
VLT® AQUA Drive FC 200 75 KW / 100 HP, 380 - 480 VAC, IP20 / Chassis, RFI Class A2 (C3), No brake chopper FC-202P75KT4E20H2XGXXXXSXXXXA0BXCXXXXD0	131L1748	Buy on EAN

VLT® AutomationDrive FC 300 11 KW / 15 HP, 380 - 500 VAC, IP20 / Chassis, RFI Class A2 (C3), No brake chopper Further options according to typecode	131G0027	Buy on EAN
VLT® AutomationDrive FC 300 0.37 KW / 0.50 HP, 380 - 480 VAC, IP20 / Chassis, RFI Class A2 (C3), No brake chopper Further options according to typecode	131B5223	Buy on EAN
VLT® HVAC Drive FC 102 30 KW / 40 HP, 200 - 240 VAC, No brake chopper, IP20 / Chassis, RFI Class A1/B (C1), No A Option, No B Option, Not coated PCB, No Mains Option FC-102P30KT2E20H1XGXXXXSXXXXAXBXCXXXXDX	131H5699	Buy on EAN
VLT® HVAC Drive FC 102 1.5 KW / 2.0 HP, 380 - 480 VAC, Safe Stop, IP20 / Chassis, RFI Class A1/B (C1), No A Option, No B Option, Not coated PCB, No Mains Option FC-102P1K5T4E20H1TGXXXXSXXXXAXBXCXXXXDX	131F4733	Buy on EAN
VLT® HVAC Drive FC 102 15 KW / 20 HP, 380 - 480 VAC, No brake chopper, IP20 / Chassis, RFI Class A2 (C3), PROFIBUS DP MCA 101, No B Option, Not coated PCB, No Mains Option FC-102P15KT4E20H2XGXXXXSXXXXA0BXCXXXXDX	131H2008	Buy on EAN
VLT® HVAC Drive FC 102 7.5 KW / 10 HP, 380 - 480 VAC, Safe Stop, IP20 / Chassis, RFI Class A1/B (C1), No A Option, No B Option, Not coated PCB, No Mains Option FC-102P7K5T4E20H1TGXXXXSXXXXAXBXCXXXXDX	131F4737	Buy on EAN
VLT® HVAC Drive FC 102 5.5 KW / 7.5 HP, 380 - 480 VAC, Safe Stop, IP20 / Chassis, RFI Class A1/B (C1), No A Option, No B Option, Not coated PCB, No Mains Option FC-102P5K5T4E20H1TGXXXXSXXXXAXBXCXXXXDX	131F4736	Buy on EAN
VLT® AutomationDrive FC 300 37 KW / 50 HP, 380 - 500 VAC, IP21 / Type 1, RFI Class A1/B (C1), No brake chopper Further options according to typecode	131B5597	Buy on EAN
VLT® AutomationDrive FC 300 4.0 KW / 5.5 HP, 380 - 480 VAC, IP55 / Type 12, RFI Class A1/B (C1), No brake chopper Further options according to typecode	131F1674	Buy on EAN
VLT® AutomationDrive FC 300 0.55 KW / 0.75 HP, 200 - 240 VAC, IP20 / Chassis, RFI Class A2 (C3), No brake chopper Further options according to typecode	131B1074	Buy on EAN
VLT® HVAC Drive FC 102 7.5 KW / 10 HP, 380 - 480 VAC, No brake chopper, IP66 / NEMA 4X, RFI Class A2 (C3), No A Option, No B Option, Not coated PCB, No Mains Option FC-102P7K5T4E66H2XGXXXXSXXXXAXBXCXXXXDX	131B7361	Buy on EAN
VLT® AutomationDrive FC 300 37 KW / 50 HP, 380 - 500 VAC, IP55 / Type 12, RFI Class A2 (C3), No brake chopper Further options according to typecode	131B6807	Buy on EAN
VLT® AutomationDrive FC 300 30 KW / 40 HP, 380 - 500 VAC, IP55 / Type 12, RFI Class A2 (C3), No brake chopper Further options according to typecode	131B6806	Buy on EAN
VLT® AutomationDrive FC 300 2.2 KW / 3.0 HP, 380 - 500 VAC, IP20 / Chassis, RFI Class A2 (C3), No brake chopper Further options according to typecode	131B0098	Buy on EAN
VLT® AutomationDrive FC 300 3.0 KW / 4.0 HP, 380 - 500 VAC, IP20 / Chassis, RFI Class A2 (C3), No brake chopper Further options according to typecode	131B0099	Buy on EAN

VLT® AQUA Drive FC 200 90 KW / 125 HP, 380 - 480 VAC, IP20 / Chassis, RFI Class A2 (C3), No brake chopper FC-202P90KT4E20H2XGXXXXSXXXXAXBYCXXXXDX	131G1683	Buy on EAN
VLT® AQUA Drive FC 200 37 KW / 50 HP, 380 - 480 VAC, IP20 / Chassis, RFI Class A2 (C3), Safe Stop FC-202P37KT4E20H2TGXXXXSXXXXAXBXXXXDX	131U1138	Buy on EAN
VLT® AutomationDrive FC 300 1.5 KW / 2.0 HP, 380 - 480 VAC, IP66 / NEMA 4X, RFI Class A1/B (C1), No brake chopper Further options according to typecode	131B5570	Buy on EAN
VLT® AutomationDrive FC 300 5.5 KW / 7.5 HP, 380 - 500 VAC, IP20 / Chassis, RFI Class A2 (C3), Brake chopper Further options according to typecode	131B0092	Buy on EAN
VLT® AutomationDrive FC 300 0.37 KW / 0.50 HP, 380 - 500 VAC, IP20 / Chassis, RFI Class A2 (C3), No brake chopper Further options according to typecode	131B0093	Buy on EAN
VLT® AutomationDrive FC 300 0.55 KW / 0.75 HP, 380 - 500 VAC, IP20 / Chassis, RFI Class A2 (C3), No brake chopper Further options according to typecode	131B0094	Buy on EAN
VLT® AutomationDrive FC 300 0.75 KW / 1.0 HP, 380 - 500 VAC, IP20 / Chassis, RFI Class A2 (C3), No brake chopper Further options according to typecode	131B0095	Buy on EAN
VLT® AutomationDrive FC 300 1.1 KW / 1.5 HP, 380 - 500 VAC, IP20 / Chassis, RFI Class A2 (C3), No brake chopper Further options according to typecode	131B0096	Buy on EAN
VLT® AutomationDrive FC 300 1.5 KW / 2.0 HP, 380 - 500 VAC, IP20 / Chassis, RFI Class A2 (C3), No brake chopper Further options according to typecode	131B0097	Buy on EAN
VLT® AutomationDrive FC 300 11 KW / 15 HP, 200 - 240 VAC, IP20 / Chassis, RFI Class A2 (C3), Brake chopper Further options according to typecode	131F2982	Buy on EAN
VLT® AutomationDrive FC 300 4.0 KW / 5.5 HP, 380 - 480 VAC, IP20 / Chassis, RFI Class A2 (C3), No brake chopper Further options according to typecode	131B0996	Buy on EAN
VLT® AQUA Drive FC 200 1.1 KW / 1.5 HP, 380 - 480 VAC, IP20 / Chassis, RFI Class A2 (C3), No brake chopper FC-202P1K1T4E20H2XGXXXXSXXXXA0BXCXXXXDX	131H1589	Buy on EAN
VLT® AQUA Drive FC 200 11 KW / 15 HP, 380 - 480 VAC, IP20 / Chassis, RFI Class A2 (C3), No brake chopper FC-202P11KT4E20H2XGXXXXSXXXXA0BXCXXXXDX	131F9275	Buy on EAN
VLT® AutomationDrive FC 300 4.0 KW / 5.5 HP, 380 - 480 VAC, IP20 / Chassis, RFI Class A2 (C3), Brake chopper Further options according to typecode	131B0992	Buy on EAN
VLT® HVAC Drive FC 102 55 KW / 75 HP, 380 - 480 VAC, No brake chopper, IP20 / Chassis, RFI Class A2 (C3), No A Option, No B Option, Not coated PCB, No Mains Option FC-102P55KT4E20H2XNXXXXSXXXXAXBXXXXDX	131H5668	Buy on EAN
VLT® AQUA Drive FC 200 1.5 KW / 2.0 HP, 200 - 240 VAC, IP20 / Chassis, RFI Class A2 (C3), No brake chopper FC-202P1K5T2E20H2XGXXXXSXXXXAXBXXXXDX	131F0654	Buy on EAN

VLT® AQUA Drive FC 200 11 KW / 15 HP, 380 - 480 VAC, IP20 / Chassis, RFI Class A2 (C3), Safe Stop FC-202P11KT4E20H2TGXXXXSXXXXALBXCXXXXDX	134F7859	Buy on EAN
VLT® AutomationDrive FC 300 3.0 KW / 4.0 HP, 380 - 480 VAC, IP20 / Chassis, RFI Class A1/B (C1), No brake chopper Further options according to typecode	131F4432	Buy on EAN
VLT® AutomationDrive FC 300 0.37 KW / 0.50 HP, 380 - 480 VAC, IP20 / Chassis, RFI Class A1/B (C1), No brake chopper Further options according to typecode	131B0890	Buy on EAN
VLT® AutomationDrive FC 300 0.37 KW / 0.50 HP, 380 - 480 VAC, IP20 / Chassis, RFI Class A1/B (C1), Brake chopper Further options according to typecode	131B0892	Buy on EAN
VLT® HVAC Drive FC 102 4.0 KW / 5.5 HP, 380 - 480 VAC, No brake chopper, IP20 / Chassis, RFI Class A1/B (C1), LonWorks MCA 108, No B Option, Not coated PCB, No Mains Option FC-102P4K0T4E20H1XGXXXXSXXXXAGBXCXXXXDX	131F1928	Buy on EAN
VLT® AutomationDrive FC 300 3.0 KW / 4.0 HP, 380 - 500 VAC, IP20 / Chassis, RFI Class A1/B (C1), No brake chopper Further options according to typecode	131B4791	Buy on EAN
VLT® HVAC Drive FC 102 1.1 KW / 1.5 HP, 380 - 480 VAC, No brake chopper, IP20 / Chassis, RFI Class A2 (C3), LonWorks MCA 108, No B Option, Not coated PCB, No Mains Option FC-102P1K1T4E20H2XGXXXXSXXXXAGBXCXXXXDX	131F8019	Buy on EAN
VLT® AutomationDrive FC 300 2.2 KW / 3.0 HP, 380 - 480 VAC, IP20 / Chassis, RFI Class A1/B (C1), No brake chopper Further options according to typecode	131B1241	Buy on EAN
VLT® AutomationDrive FC 300 0.75 KW / 1.0 HP, 200 - 240 VAC, IP20 / Chassis, RFI Class A2 (C3), No brake chopper Further options according to typecode	131B0300	Buy on EAN
VLT® AutomationDrive FC 300 1.5 KW / 2.0 HP, 200 - 240 VAC, IP20 / Chassis, RFI Class A2 (C3), No brake chopper Further options according to typecode	131B0302	Buy on EAN
VLT® AutomationDrive FC 300 3.0 KW / 4.0 HP, 200 - 240 VAC, IP20 / Chassis, RFI Class A2 (C3), No brake chopper Further options according to typecode	131B0304	Buy on EAN
VLT® HVAC Drive FC 102 90 KW / 125 HP, 380 - 480 VAC, No brake chopper, IP20 / Chassis, RFI Class A2 (C3), No A Option, MCB-101 General purp. I/O, Coated PCB, No Mains Option FC-102P90KT4E20H2XGCXXXXSXXXXAXBKXXXXDX	131L2507	Buy on EAN
VLT® AutomationDrive FC 300 5.5 KW / 7.5 HP, 200 - 240 VAC, IP21 / Type 1, RFI Class A2 (C3), No brake chopper Further options according to typecode	131B5824	Buy on EAN
VLT® HVAC Drive FC 102 30 KW / 40 HP, 380 - 480 VAC, No brake chopper, IP20 / Chassis, RFI Class A1/B (C1), LonWorks MCA 108, No B Option, Not coated PCB, No Mains Option FC-102P30KT4E20H1XGXXXXSXXXXAGBXCXXXXDX	131H9498	Buy on EAN

VLT® HVAC Drive FC 102 15 KW / 20 HP, 380 - 480 VAC, No brake chopper, IP20 / Chassis, RFI Class A1/B (C1), LonWorks MCA 108, No B Option, Not coated PCB, No Mains Option FC-102P15KT4E20H1XGXXXXSXXXXAGBXCXXXXDX	131H9495	Buy on EAN
VLT® HVAC Drive FC 102 22 KW / 30 HP, 380 - 480 VAC, No brake chopper, IP20 / Chassis, RFI Class A1/B (C1), LonWorks MCA 108, No B Option, Not coated PCB, No Mains Option FC-102P22KT4E20H1XGXXXXSXXXXAGBXCXXXXDX	131H9497	Buy on EAN
VLT® AQUA Drive FC 200 1.5 KW / 2.0 HP, 380 - 480 VAC, IP20 / Chassis, RFI Class A2 (C3), No brake chopper FC-202P1K5T4E20H2XXXXXSXXXXA4BXCXXXXDX	131G1226	Buy on EAN
VLT® AutomationDrive FC 300 18.5 KW / 25 HP, 200 - 240 VAC, IP21 / Type 1, RFI Class A2 (C3), No brake chopper Further options according to typecode	131B5828	Buy on EAN
VLT® HVAC Drive FC 102 4.0 KW / 5.5 HP, 380 - 480 VAC, Safe Stop, IP20 / Chassis, RFI Class A1/B (C1), No A Option, No B Option, Not coated PCB, No Mains Option FC-102P4K0T4E20H1TGXXXXSXXXXAXBXCXXXXDX	131F3134	Buy on EAN
VLT® AutomationDrive FC 300 30 KW / 40 HP, 380 - 500 VAC, IP20 / Chassis, RFI Class A2 (C3), No brake chopper Further options according to typecode	131F7148	Buy on EAN
VLT® AQUA Drive FC 200 7.5 KW / 10 HP, 200 - 240 VAC, IP20 / Chassis, RFI Class A1/B (C1), No brake chopper FC-202P7K5T2E20H1XGXXXXSXXXXAXBXCXXXXDX	131F9650	Buy on EAN
VLT® AutomationDrive FC 300 11 KW / 15 HP, 380 - 500 VAC, IP20 / Chassis, RFI Class A2 (C3), No brake chopper Further options according to typecode	131F7145	Buy on EAN
VLT® AutomationDrive FC 300 15 KW / 20 HP, 380 - 500 VAC, IP21 / Type 1, RFI Class A1/B (C1), Brake chopper Further options according to typecode	131B3200	Buy on EAN
VLT® AutomationDrive FC 300 15 KW / 20 HP, 380 - 500 VAC, IP21 / Type 1, RFI Class A1/B (C1), No brake chopper Further options according to typecode	131B3206	Buy on EAN
VLT® HVAC Drive FC 102 5.5 KW / 7.5 HP, 380 - 480 VAC, No brake chopper, IP20 / Chassis, RFI Class A1/B (C1), No A Option, No B Option, Not coated PCB, No Mains Option FC-102P5K5T4E20H1XGXXXXSXXXXAXBXCXXXXDX	131B4220	Buy on EAN
VLT® AutomationDrive FC 300 45 KW / 60 HP, 380 - 500 VAC, IP21 / Type 1, RFI Class A2 (C3), No brake chopper Further options according to typecode	131B5912	Buy on EAN
VLT® HVAC Drive FC 102 45 KW / 60 HP, 380 - 480 VAC, No brake chopper, IP20 / Chassis, RFI Class A2 (C3), No A Option, MCB-101 General purp. I/O, Not coated PCB, No Mains Option FC-102P45KT4E20H2XGXXXXSXXXXAXBKXXXXDX	131G5085	Buy on EAN
VLT® AQUA Drive FC 200 2.2 KW / 3.0 HP, 380 - 480 VAC, IP20 / Chassis, RFI Class A2 (C3), No brake chopper FC-202P2K2T4E20H2XGXXXXSXXXXA0BXCXXXXDX	131F6325	Buy on EAN
VLT® AQUA Drive FC 200 55 KW / 75 HP, 380 - 480 VAC, IP20 / Chassis, RFI Class A2 (C3), No brake chopper FC-202P55KT4E20H2XNXXXXSXXXXAXBXCXXXXDX	131H5443	Buy on EAN

VLT® AutomationDrive FC 300 45 KW / 60 HP, 380 - 500 VAC, IP21 / Type 1, RFI Class A1/B (C1), No brake chopper Further options according to typecode	131B6485	Buy on EAN
VLT® AutomationDrive FC 300 37 KW / 50 HP, 380 - 500 VAC, IP21 / Type 1, RFI Class A1/B (C1), No brake chopper Further options according to typecode	131B6484	Buy on EAN
VLT® AutomationDrive FC 300 4.0 KW / 5.5 HP, 380 - 500 VAC, IP20 / Chassis, RFI Class A1/B (C1), No brake chopper Further options according to typecode	131F5345	Buy on EAN
VLT® AutomationDrive FC 300 3.0 KW / 4.0 HP, 380 - 500 VAC, IP20 / Chassis, RFI Class A1/B (C1), No brake chopper Further options according to typecode	131B0525	Buy on EAN
VLT® AutomationDrive FC 300 22 KW / 30 HP, 380 - 500 VAC, IP20 / Chassis, RFI Class A2 (C3), No brake chopper Further options according to typecode	131F8920	Buy on EAN
VLT® AQUA Drive FC 200 4.0 KW / 5.5 HP, 380 - 480 VAC, IP20 / Chassis, RFI Class A1/B (C1), No brake chopper FC-202P4K0T4E20H1XGXXXXSXXXXAXBXXXXDX	131B8932	Buy on EAN
VLT® AQUA Drive FC 200 4.0 KW / 5.5 HP, 380 - 480 VAC, IP20 / Chassis, RFI Class A1/B (cable len)(C1), No brake chopper FC-202P4K0T4E20H3XGXXXXSXXXXAXBXXXXDX	131B8930	Buy on EAN
VLT® AutomationDrive FC 300 3.0 KW / 4.0 HP, 380 - 480 VAC, IP20 / Chassis, RFI Class A1/B (C1), No brake chopper Further options according to typecode	131B0719	Buy on EAN
VLT® HVAC Drive FC 102 45 KW / 60 HP, 380 - 480 VAC, Safe Stop, IP20 / Chassis, RFI Class A2 (C3), No A Option, No B Option, Not coated PCB, No Mains Option FC-102P45KT4E20H2TGXXXXSXXXXAXBXXXXDX	131H7182	Buy on EAN
VLT® AQUA Drive FC 200 11 KW / 15 HP, 380 - 480 VAC, IP20 / Chassis, RFI Class A2 (C3), No brake chopper FC-202P11KT4E20H2XNXXXXSXXXXA0BXXXXDX	131G0808	Buy on EAN
VLT® AutomationDrive FC 300 2.2 KW / 3.0 HP, 380 - 480 VAC, IP20 / Chassis, RFI Class A1/B (C1), Brake chopper Further options according to typecode	131B0716	Buy on EAN
VLT® AutomationDrive FC 300 2.2 KW / 3.0 HP, 200 - 240 VAC, IP20 / Chassis, RFI Class A2 (C3), Brake chopper Further options according to typecode	131B0715	Buy on EAN
VLT® AutomationDrive FC 300 90 KW / 125 HP, 380 - 500 VAC, IP54/Type 12+main shield, RFI class A1 (C2), No brake chopper Further options according to typecode	131N2423	Buy on EAN
VLT® HVAC Drive FC 102 11 KW / 15 HP, 380 - 480 VAC, No brake chopper, IP20 / Chassis, RFI Class A1/B (C1), PROFIBUS DP MCA 101, No B Option, Not coated PCB, No Mains Option FC-102P11KT4E20H1XGXXXXSXXXXA0BXXXXDX	131F9846	Buy on EAN
VLT® HVAC Drive FC 102 45 KW / 60 HP, 380 - 480 VAC, No brake chopper, IP20 / Chassis, RFI Class A2 (C3), No A Option, No B Option, Not coated PCB, No Mains Option FC-102P45KT4E20H2XNXXXXSXXXXAXBXXXXDX	131H8167	Buy on EAN

VLT® AutomationDrive FC 300 2.2 KW / 3.0 HP, 380 - 500 VAC, IP20 / Chassis, RFI Class A2 (C3), Brake chopper Further options according to typecode	131B0712	Buy on EAN
VLT® HVAC Drive FC 102 1.1 KW / 1.5 HP, 380 - 480 VAC, No brake chopper, IP20 / Chassis, RFI Class A1/B (C1), LonWorks MCA 108, No B Option, Not coated PCB, No Mains Option FC-102P1K1T4E20H1XXXXXSXXXXAGBXCXXXXDX	131F3248	Buy on EAN
VLT® AQUA Drive FC 200 45 KW / 60 HP, 380 - 480 VAC, IP20 / Chassis, RFI Class A2 (C3), No brake chopper FC-202P45KT4E20H2XGXXXXSXXXXAXBXCXXXXDX	131G1640	Buy on EAN
VLT® HVAC Drive FC 102 37 KW / 50 HP, 380 - 480 VAC, No brake chopper, IP20 / Chassis, RFI Class A2 (C3), PROFIBUS DP MCA 101, No B Option, Not coated PCB, No Mains Option FC-102P37KT4E20H2XGXXXXSXXXXA0BXCXXXXDX	131G0939	Buy on EAN
VLT® HVAC Drive FC 102 1.5 KW / 2.0 HP, 380 - 480 VAC, No brake chopper, IP20 / Chassis, RFI Class A2 (C3), No A Option, No B Option, Not coated PCB, No Mains Option FC-102P1K5T4E20H2XXXXXSXXXXAXBXCXXXXDX	131B4992	Buy on EAN
VLT® AutomationDrive FC 300 0.75 KW / 1.0 HP, 380 - 480 VAC, IP20 / Chassis, RFI Class A2 (C3), No brake chopper Further options according to typecode	131F5567	Buy on EAN
VLT® AQUA Drive FC 200 5.5 KW / 7.5 HP, 200 - 240 VAC, IP20 / Chassis, RFI Class A2 (C3), No brake chopper FC-202P5K5T2E20H2XGXXXXSXXXXAXBXCXXXXDX	131L4729	Buy on EAN
VLT® AutomationDrive FC 300 5.5 KW / 7.5 HP, 380 - 480 VAC, IP20 / Chassis, RFI Class A2 (C3), No brake chopper Further options according to typecode	131B1377	Buy on EAN
VLT® AQUA Drive FC 200 22 KW / 30 HP, 380 - 480 VAC, IP20 / Chassis, RFI Class A1/B (C1), No brake chopper FC-202P22KT4E20H1XGXXXXSXXXXAXBXCXXXXDX	131F6767	Buy on EAN
VLT® AutomationDrive FC 300 75 KW / 100 HP, 380 - 500 VAC, IP21 / Type 1, RFI Class A2 (C3), Brake chopper Further options according to typecode	131B6038	Buy on EAN
VLT® AutomationDrive FC 300 2.2 KW / 3.0 HP, 380 - 500 VAC, IP20 / Chassis, RFI Class A1/B (C1), No brake chopper Further options according to typecode	131B0464	Buy on EAN
VLT® AutomationDrive FC 300 315 KW / 450 HP, 380 - 500 VAC, IP54 / Type 12, RFI class A1 (C2), No brake chopper Further options according to typecode	131B6892	Buy on EAN
VLT® AQUA Drive FC 200 22 KW / 30 HP, 380 - 480 VAC, IP20 / Chassis, RFI Class A1/B (C1), No brake chopper FC-202P22KT4E20H1XGXXXXSXXXXAXBXCXXXXDX	131F6768	Buy on EAN
VLT® AutomationDrive FC 300 5.5 KW / 7.5 HP, 380 - 500 VAC, IP20 / Chassis, RFI Class A1/B (C1), No brake chopper Further options according to typecode	131B0467	Buy on EAN
VLT® AutomationDrive FC 300 55 KW / 75 HP, 380 - 500 VAC, IP21 / Type 1, RFI Class A2 (C3), No brake chopper Further options according to typecode	131B6032	Buy on EAN

VLT® AQUA Drive FC 200 7.5 KW / 10 HP, 380 - 480 VAC, IP20 / Chassis, RFI Class A2 (C3), Safe Stop FC-202P7K5T4E20H2TGXXXXXXXALBXCXXXXX	134F7858	Buy on EAN
VLT® AutomationDrive FC 300 11 KW / 15 HP, 380 - 480 VAC, IP21 / Type 1, RFI Class A2 (C3), No brake chopper Further options according to typecode	131F2448	Buy on EAN
VLT® AutomationDrive FC 300 315 KW / 450 HP, 380 - 500 VAC, IP54 / Type 12, RFI class A1 (C2), No brake chopper Further options according to typecode	131B6890	Buy on EAN
VLT® AutomationDrive FC 300 2.2 KW / 3.0 HP, 380 - 500 VAC, IP20 / Chassis, RFI Class A1/B (C1), No brake chopper Further options according to typecode	131B0521	Buy on EAN
VLT® AutomationDrive FC 300 0.55 KW / 0.75 HP, 380 - 500 VAC, IP20 / Chassis, RFI Class A1/B (C1), No brake chopper Further options according to typecode	131B0460	Buy on EAN
VLT® AQUA Drive FC 200 7.5 KW / 10 HP, 380 - 480 VAC, IP20 / Chassis, RFI Class A1/B (C1), No brake chopper FC-202P7K5T4E20H1XXXXXXSXXXXA0BXCXXXXX	131H2218	Buy on EAN
VLT® HVAC Drive FC 102 5.5 KW / 7.5 HP, 380 - 480 VAC, No brake chopper, IP20 / Chassis, RFI Class A2 (C3), No A Option, No B Option, Not coated PCB, No Mains Option FC-102P5K5T4E20H2XNXXXXSXXXXAXBXCXXXXX	131B6918	Buy on EAN
VLT® AQUA Drive FC 200 18.5 KW / 25 HP, 380 - 480 VAC, IP20 / Chassis, RFI Class A1/B (C1), No brake chopper FC-202P18KT4E20H1XXXXXXSXXXXA0BXCXXXXX	131H3722	Buy on EAN
VLT® AutomationDrive FC 300 110 KW / 150 HP, 380 - 500 VAC, IP54 / Type 12, RFI class A1 (C2), No brake chopper Further options according to typecode	131B8209	Buy on EAN
VLT® HVAC Drive FC 102 7.5 KW / 10 HP, 380 - 480 VAC, No brake chopper, IP20 / Chassis, RFI Class A1/B (C1), PROFIBUS DP MCA 101, No B Option, Not coated PCB, No Mains Option FC-102P7K5T4E20H1XGXXXXSXXXXA0BXCXXXXX	131B9524	Buy on EAN
VLT® AutomationDrive FC 300 355 KW / 500 HP, 380 - 500 VAC, IP21 / Type 1, RFI class A1 (C2), No brake chopper Further options according to typecode	131B6898	Buy on EAN
VLT® AutomationDrive FC 300 15 KW / 20 HP, 380 - 500 VAC, IP21 / Type 1, RFI Class A1/B (C1), No brake chopper Further options according to typecode	131B1681	Buy on EAN
VLT® AutomationDrive FC 300 18.5 KW / 25 HP, 380 - 480 VAC, IP20 / Chassis, RFI Class A1/B (C1), Brake chopper Further options according to typecode	131F6611	Buy on EAN
VLT® AutomationDrive FC 300 7.5 KW / 10 HP, 380 - 480 VAC, IP20 / Chassis, RFI Class A1/B (C1), No brake chopper Further options according to typecode	131B1443	Buy on EAN
VLT® AQUA Drive FC 200 22 KW / 30 HP, 380 - 480 VAC, IP20 / Chassis, RFI Class A1/B (C1), No brake chopper FC-202P22KT4E20H1XXCXXXXSXXXXA0BXCXXXXX	131H7365	Buy on EAN
VLT® HVAC Drive FC 102 5.5 KW / 7.5 HP, 380 - 480 VAC, Safe Stop, IP20 / Chassis, RFI Class A1/B (C1), PROFIBUS DP MCA 101, No B Option, Not coated PCB, No Mains Option FC-102P5K5T4E20H1TGXXXXSXXXXA0BXCXXXXX	131G3931	Buy on EAN

VLT® AQUA Drive FC 200 18.5 KW / 25 HP, 380 - 480 VAC, IP20 / Chassis, RFI Class A2 (C3), No brake chopper FC-202P18KT4E20H2XXXXXSXXXXAXBXCXXXXDX	131F3063	Buy on EAN
VLT® AutomationDrive FC 300 1.1 KW / 1.5 HP, 380 - 500 VAC, IP20 / Chassis, RFI Class A1/B (C1), Brake chopper Further options according to typecode	131B2868	Buy on EAN
VLT® AutomationDrive FC 300 0.37 KW / 0.50 HP, 380 - 500 VAC, IP20 / Chassis, RFI Class A2 (C3), No brake chopper Further options according to typecode	131B0647	Buy on EAN
VLT® AutomationDrive FC 300 0.75 KW / 1.0 HP, 380 - 500 VAC, IP20 / Chassis, RFI Class A2 (C3), No brake chopper Further options according to typecode	131B0649	Buy on EAN
VLT® AQUA Drive FC 200 0.37 KW / 0.50 HP, 380 - 480 VAC, IP55 / Type 12 A4 Frame, RFI Class A1/B (C1), No brake chopper FC-202PK37T4Z55H1XGCXXSXXXXA0BXCXXXXDX	131U3698	Buy on EAN
VLT® HVAC Drive FC 102 45 KW / 60 HP, 525 - 690 VAC *, Safe Stop, IP20 / Chassis, RFI class A1 (C2), No A Option, MCB-101 General purp. I/O, Coated PCB, No Mains Option FC-102P45KT7E20H4TGCXXSXXXXAXBKXXXXDX	134U6891	Buy on EAN
VLT® AQUA Drive FC 200 30 KW / 40 HP, 200 - 240 VAC, IP20 / Chassis, RFI Class A2 (C3), No brake chopper FC-202P30KT2E20H2XGXXXSXXXXAXBXCXXXXDX	131H6160	Buy on EAN
VLT® HVAC Drive FC 102 1.1 KW / 1.5 HP, 380 - 480 VAC, No brake chopper, IP20 / Chassis, RFI Class A2 (C3), PROFIBUS DP MCA 101, No B Option, Not coated PCB, No Mains Option FC-102P1K1T4E20H2XGXXXSXXXXA0BXCXXXXDX	131F4728	Buy on EAN
VLT® AutomationDrive FC 300 15 KW / 20 HP, 380 - 480 VAC, IP20 / Chassis, RFI Class A1/B (C1), No brake chopper Further options according to typecode	131F4729	Buy on EAN
VLT® AutomationDrive FC 300 0.55 KW / 0.75 HP, 380 - 480 VAC, IP20 / Chassis, RFI Class A1/B (C1), No brake chopper Further options according to typecode	131B0906	Buy on EAN
VLT® AutomationDrive FC 300 22 KW / 30 HP, 380 - 500 VAC, IP55 / Type 12, RFI Class A1/B (C1), No brake chopper Further options according to typecode	131B2263	Buy on EAN
VLT® AutomationDrive FC 300 0.55 KW / 0.75 HP, 380 - 480 VAC, IP20 / Chassis, RFI Class A1/B (C1), Brake chopper Further options according to typecode	131B0907	Buy on EAN
VLT® HVAC Drive FC 102 45 KW / 60 HP, 380 - 480 VAC, No brake chopper, IP20 / Chassis, RFI Class A1/B (C1), No A Option, No B Option, Not coated PCB, No Mains Option FC-102P45KT4E20H1XGXXXSXXXXAXBXCXXXXDX	131F0340	Buy on EAN
VLT® AutomationDrive FC 300 0.55 KW / 0.75 HP, 380 - 480 VAC, IP20 / Chassis, RFI Class A1/B (C1), No brake chopper Further options according to typecode	131B0905	Buy on EAN
VLT® AQUA Drive FC 200 1.1 KW / 1.5 HP, 380 - 480 VAC, IP20 / Chassis, RFI Class A2 (C3), No brake chopper FC-202P1K1T4E20H2XXXXXSXXXXA0BXCXXXXDX	131H2911	Buy on EAN

VLT® AutomationDrive FC 300 7.5 KW / 10 HP, 380 - 500 VAC, IP55 / Type 12, RFI Class A1/B (C1), Brake chopper Further options according to typecode	131B1067	Buy on EAN
VLT® AQUA Drive FC 200 5.5 KW / 7.5 HP, 380 - 480 VAC, IP20 / Chassis, RFI Class A2 (C3), Safe Stop FC-202P5K5T4E20H2TXXXXXSXXXXALBXCXXXXDX	134L5890	Buy on EAN
VLT® AutomationDrive FC 300 90 KW / 125 HP, 380 - 500 VAC, IP00 / Chassis, RFI Class A2 (C3), No brake chopper Further options according to typecode	131B6818	Buy on EAN
VLT® AutomationDrive FC 300 110 KW / 150 HP, 380 - 500 VAC, IP00 / Chassis, RFI class A1 (C2), No brake chopper Further options according to typecode	131B6819	Buy on EAN
VLT® AutomationDrive FC 300 110 KW / 150 HP, 380 - 500 VAC, IP00 / Chassis, RFI Class A2 (C3), No brake chopper Further options according to typecode	131B6814	Buy on EAN
VLT® AQUA Drive FC 200 15 KW / 20 HP, 380 - 480 VAC, IP20 / Chassis, RFI Class A2 (C3), No brake chopper FC-202P15KT4E20H2XGCXXXSXXXXA0BXCXXXXDX	131H6013	Buy on EAN
VLT® AutomationDrive FC 300 11 KW / 15 HP, 380 - 500 VAC, IP55 / Type 12, RFI Class A2 (C3), Brake chopper Further options according to typecode	131B1664	Buy on EAN
VLT® AQUA Drive FC 200 22 KW / 30 HP, 380 - 480 VAC, IP20 / Chassis, RFI Class A2 (C3), No brake chopper FC-202P22KT4E20H2XGCXXXSXXXXA0BXCXXXXDX	131H6015	Buy on EAN
VLT® AQUA Drive FC 200 30 KW / 40 HP, 380 - 480 VAC, IP20 / Chassis, RFI Class A2 (C3), No brake chopper FC-202P30KT4E20H2XGCXXXSXXXXA0BXCXXXXDX	131H6016	Buy on EAN
VLT® AQUA Drive FC 200 45 KW / 60 HP, 380 - 480 VAC, IP20 / Chassis, RFI Class A2 (C3), No brake chopper FC-202P45KT4E20H2XGCXXXSXXXXA0BXCXXXXDX	131H6017	Buy on EAN
VLT® AQUA Drive FC 200 37 KW / 50 HP, 200 - 240 VAC, IP20 / Chassis, RFI Class A1/B (C1), No brake chopper FC-202P37KT2E20H1XGXXXXSXXXXA0BXCXXXXDX	131L7002	Buy on EAN
VLT® AQUA Drive FC 200 55 KW / 75 HP, 380 - 480 VAC, IP20 / Chassis, RFI Class A2 (C3), No brake chopper FC-202P55KT4E20H2XGXXXXSXXXXALBXCXXXXDX	134G5823	Buy on EAN
VLT® HVAC Drive FC 102 11 KW / 15 HP, 380 - 480 VAC, No brake chopper, IP20 / Chassis, RFI Class A2 (C3), PROFIBUS DP MCA 101, No B Option, Not coated PCB, No Mains Option FC-102P11KT4E20H2XGXXXXSXXXXA0BXCXXXXDX	131G0740	Buy on EAN
VLT® AutomationDrive FC 300 22 KW / 30 HP, 380 - 500 VAC, IP20 / Chassis, RFI Class A1/B (C1), No brake chopper Further options according to typecode	131H1592	Buy on EAN
VLT® AutomationDrive FC 300 37 KW / 50 HP, 380 - 500 VAC, IP20 / Chassis, RFI Class A2 (C3), No brake chopper Further options according to typecode	131H1593	Buy on EAN
VLT® AutomationDrive FC 300 55 KW / 75 HP, 380 - 500 VAC, IP20 / Chassis, RFI Class A1/B (C1), No brake chopper Further options according to typecode	131H1594	Buy on EAN

VLT® AutomationDrive FC 300 30 KW / 40 HP, 380 - 500 VAC, IP20 / Chassis, RFI Class A2 (C3), No brake chopper Further options according to typecode	131H1595	Buy on EAN
VLT® AutomationDrive FC 300 18.5 KW / 25 HP, 380 - 500 VAC, IP20 / Chassis, RFI Class A1/B (C1), No brake chopper Further options according to typecode	131H1597	Buy on EAN
VLT® AutomationDrive FC 300 18.5 KW / 25 HP, 380 - 500 VAC, IP20 / Chassis, RFI Class A1/B (C1), Brake chopper Further options according to typecode	131H1598	Buy on EAN
VLT® AutomationDrive FC 300 37 KW / 50 HP, 380 - 500 VAC, IP20 / Chassis, RFI Class A1/B (C1), No brake chopper Further options according to typecode	131H1599	Buy on EAN
VLT® AutomationDrive FC 300 37 KW / 50 HP, 380 - 480 VAC, IP55 / Type 12, RFI Class A1/B (C1), Brake chopper Further options according to typecode	131B6465	Buy on EAN
VLT® AutomationDrive FC 300 5.5 KW / 7.5 HP, 380 - 500 VAC, IP55 / Type 12, RFI Class A1/B (C1), No brake chopper Further options according to typecode	131B4760	Buy on EAN
VLT® AutomationDrive FC 300 0.37 KW / 0.50 HP, 380 - 500 VAC, IP20 / Chassis, RFI Class A1/B (C1), No brake chopper Further options according to typecode	131B1255	Buy on EAN
VLT® HVAC Drive FC 102 30 KW / 40 HP, 380 - 480 VAC, Safe Stop, IP20 / Chassis, RFI Class A2 (C3), PROFINET MCA 120, No B Option, Coated PCB, No Mains Option FC-102P30KT4E20H2TGCXXXSXXXALBXCXXXDX	134U5010	Buy on EAN
VLT® AutomationDrive FC 300 4.0 KW / 5.5 HP, 380 - 500 VAC, IP20 / Chassis, RFI Class A1/B (C1), Brake chopper Further options according to typecode	131B4788	Buy on EAN
VLT® AutomationDrive FC 300 7.5 KW / 10 HP, 380 - 500 VAC, IP20 / Chassis, RFI Class A1/B (C1), Brake chopper Further options according to typecode	131B4789	Buy on EAN
VLT® HVAC Drive FC 102 7.5 KW / 10 HP, 380 - 480 VAC, No brake chopper, IP20 / Chassis, RFI Class A1/B (C1), LonWorks MCA 108, No B Option, Not coated PCB, No Mains Option FC-102P7K5T4E20H1XGXXXSXXXAGBXCXXXDX	131F1930	Buy on EAN
VLT® AutomationDrive FC 300 1.1 KW / 1.5 HP, 380 - 500 VAC, IP20 / Chassis, RFI Class A1/B (C1), Brake chopper Further options according to typecode	131B4786	Buy on EAN
VLT® HVAC Drive FC 102 1.5 KW / 2.0 HP, 380 - 480 VAC, No brake chopper, IP20 / Chassis, RFI Class A2 (C3), LonWorks MCA 108, No B Option, Not coated PCB, No Mains Option FC-102P1K5T4E20H2XGXXXSXXXAGBXCXXXDX	131F8023	Buy on EAN
VLT® AutomationDrive FC 300 5.5 KW / 7.5 HP, 380 - 500 VAC, IP66 / NEMA 4X, RFI Class A1/B (C1), No brake chopper Further options according to typecode	131B7320	Buy on EAN
VLT® AQUA Drive FC 200 22 KW / 30 HP, 380 - 480 VAC, IP20 / Chassis, RFI Class A2 (C3), No brake chopper FC-202P22KT4E20H2XXXXXSXXXXA4BXCXXXDX	131L0247	Buy on EAN

VLT® AutomationDrive FC 300 22 KW / 30 HP, 380 - 480 VAC, IP55 / Type 12, RFI Class A1/B (C1), No brake chopper Further options according to typecode	131B5780	Buy on EAN
VLT® AutomationDrive FC 300 18.5 KW / 25 HP, 380 - 500 VAC, IP55 / Type12 Backplate, RFI Class A2 (C3), No brake chopper Further options according to typecode	131B5785	Buy on EAN
VLT® HVAC Drive FC 102 3.0 KW / 4.0 HP, 380 - 480 VAC, No brake chopper, IP20 / Chassis, RFI Class A1/B (cable len)(C1), No A Option, No B Option, Not coated PCB, No Mains Option FC-102P3K0T4E20H3XGXXXXSXXXXAXBXXXXDX	131B5471	Buy on EAN
VLT® AutomationDrive FC 300 30 KW / 40 HP, 380 - 500 VAC, IP20 / Chassis, RFI Class A2 (C3), Brake chopper Further options according to typecode	131G6518	Buy on EAN
VLT® AutomationDrive FC 300 1.1 KW / 1.5 HP, 380 - 480 VAC, IP20 / Chassis, RFI Class A1/B (C1), No brake chopper Further options according to typecode	131B0938	Buy on EAN
VLT® AutomationDrive FC 300 1.1 KW / 1.5 HP, 380 - 480 VAC, IP20 / Chassis, RFI Class A1/B (C1), No brake chopper Further options according to typecode	131B0937	Buy on EAN
VLT® AutomationDrive FC 300 1.1 KW / 1.5 HP, 380 - 480 VAC, IP20 / Chassis, RFI Class A2 (C3), No brake chopper Further options according to typecode	131B0934	Buy on EAN
VLT® AQUA Drive FC 200 5.5 KW / 7.5 HP, 200 - 240 VAC, IP20 / Chassis, RFI Class A1/B (C1), No brake chopper FC-202P5K5T2E20H1XGXXXXSXXXXAXBXXXXDX	131F9649	Buy on EAN
VLT® AutomationDrive FC 300 18.5 KW / 25 HP, 380 - 500 VAC, IP21 / Type 1, RFI Class A1/B (C1), No brake chopper Further options according to typecode	131B4599	Buy on EAN
VLT® AutomationDrive FC 300 3.0 KW / 4.0 HP, 380 - 480 VAC, IP20 / Chassis, RFI Class A2 (C3), No brake chopper Further options according to typecode	131B0979	Buy on EAN
VLT® AutomationDrive FC 300 45 KW / 60 HP, 380 - 500 VAC, IP20 / Chassis, RFI Class A2 (C3), No brake chopper Further options according to typecode	131F7150	Buy on EAN
VLT® AutomationDrive FC 300 75 KW / 100 HP, 380 - 500 VAC, IP20 / Chassis, RFI Class A1/B (C1), No brake chopper Further options according to typecode	131H2522	Buy on EAN
VLT® AQUA Drive FC 200 11 KW / 15 HP, 380 - 480 VAC, IP20 / Chassis, RFI Class A2 (C3), No brake chopper FC-202P11KT4E20H2XGXXXXSXXXXAXBXXXXDX	131G1438	Buy on EAN
VLT® AQUA Drive FC 200 11 KW / 15 HP, 380 - 480 VAC, IP20 / Chassis, RFI Class A2 (C3), No brake chopper FC-202P11KT4E20H2XGXXXXSXXXXA0BYCXXXXDX	131G1439	Buy on EAN
VLT® AutomationDrive FC 300 11 KW / 15 HP, 380 - 500 VAC, IP21 / Type 1, RFI Class A1/B (C1), No brake chopper Further options according to typecode	131B3230	Buy on EAN
VLT® AutomationDrive FC 300 15 KW / 20 HP, 380 - 500 VAC, IP21 / Type 1, RFI Class A1/B (C1), No brake chopper Further options according to typecode	131B3233	Buy on EAN

VLT® AQUA Drive FC 200 11 KW / 15 HP, 380 - 480 VAC, IP20 / Chassis, RFI Class A2 (C3), No brake chopper FC-202P11KT4E20H2XNXXXXSXXXXA4BXCXXXXDX	131G1436	Buy on EAN
VLT® AQUA Drive FC 200 90 KW / 125 HP, 380 - 480 VAC, IP20 / Chassis, RFI Class A2 (C3), Safe Stop FC-202P90KT4E20H2TGCXXXXSXXXXA0BXCXXXXD0	134H5921	Buy on EAN
VLT® AutomationDrive FC 300 5.5 KW / 7.5 HP, 200 - 240 VAC, IP21 / Type 1, RFI Class A2 (C3), Brake chopper Further options according to typecode	131B8306	Buy on EAN
VLT® HVAC Drive FC 102 30 KW / 40 HP, 380 - 480 VAC, Safe Stop, IP20 / Chassis, RFI Class A2 (C3), PROFINET MCA 120, No B Option, Not coated PCB, No Mains Option FC-102P30KT4E20H2TGXXXXSXXXXALBXCXXXXDX	134L8339	Buy on EAN
VLT® AutomationDrive FC 300 3.0 KW / 4.0 HP, 380 - 500 VAC, IP20 / Chassis, RFI Class A1/B (C1), No brake chopper Further options according to typecode	131B1258	Buy on EAN
VLT® AutomationDrive FC 300 0.75 KW / 1.0 HP, 380 - 500 VAC, IP20 / Chassis, RFI Class A2 (C3), No brake chopper Further options according to typecode	131B0728	Buy on EAN
VLT® Motion Ctrl Tool MCT 10>100 lic.	130B1006	Buy on EAN
VLT® Motion Ctrl Tool MCT 10,100 lic.	130B1005	Buy on EAN
VLT® Motion Ctrl Tool MCT 10,50 lic.	130B1004	Buy on EAN
VLT® Motion Ctrl Tool MCT 10,25 lic.	130B1003	Buy on EAN
VLT® Motion Ctrl Tool MCT 10,10 lic.	130B1002	Buy on EAN
VLT® AutomationDrive FC 300 30 KW / 40 HP, 200 - 240 VAC, IP21 / Type 1, RFI Class A2 (C3), No brake chopper Further options according to typecode	131B5830	Buy on EAN
VLT® AutomationDrive FC 300 7.5 KW / 10 HP, 380 - 480 VAC, IP20 / Chassis, RFI Class A1/B (C1), No brake chopper Further options according to typecode	131B1301	Buy on EAN
VLT® AutomationDrive FC 300 11 KW / 15 HP, 380 - 480 VAC, IP21 / Type 1, RFI Class A2 (C3), Brake chopper Further options according to typecode	131B3658	Buy on EAN
VLT® HVAC Drive FC 102 22 KW / 30 HP, 380 - 480 VAC, Safe Stop, IP20 / Chassis, RFI Class A2 (C3), PROFIBUS DP MCA 101, No B Option, Not coated PCB, No Mains Option FC-102P22KT4E20H2TGXXXXSXXXXA0BXCXXXXD0	134F5925	Buy on EAN
VLT® AutomationDrive FC 300 0.75 KW / 1.0 HP, 380 - 480 VAC, IP20 / Chassis A1 Frame, RFI Class A1/B (cable len) (C1), Safe Stop Further options according to typecode	131B3306	Buy on EAN
VLT® AQUA Drive FC 200 4.0 KW / 5.5 HP, 380 - 480 VAC, IP20 / Chassis, RFI Class A2 (C3), No brake chopper FC-202P4K0T4E20H2XXXXXSXXXXANBXCXXXXDX	131X1634	Buy on EAN
VLT® AQUA Drive FC 200 15 KW / 20 HP, 380 - 480 VAC, IP20 / Chassis, RFI Class A1/B (C1), No brake chopper FC-202P15KT4E20H1XXXXXSXXXXA0BXCXXXXDX	131H0633	Buy on EAN

VLT® AQUA Drive FC 200 3.0 KW / 4.0 HP, 380 - 480 VAC, IP20 / Chassis, RFI Class A2 (C3), No brake chopper FC-202P3K0T4E20H2XNXXXXSXXXXANBXCXXXXDX	131X1632	Buy on EAN
VLT® HVAC Drive FC 102 7.5 KW / 10 HP, 380 - 480 VAC, No brake chopper, IP20 / Chassis, RFI Class A2 (C3), PROFINET MCA 120, No B Option, Not coated PCB, No Mains Option FC-102P7K5T4E20H2XGXXXXSXXXXALBXCXXXXDX	131Z7756	Buy on EAN
VLT® AutomationDrive FC 300 0.55 KW / 0.75 HP, 380 - 500 VAC, IP55 / Type 12, RFI Class A1/B (C1), No brake chopper Further options according to typecode	131B2428	Buy on EAN
VLT® AQUA Drive FC 200 15 KW / 20 HP, 380 - 480 VAC, IP20 / Chassis, RFI Class A1/B (cable len)(C1), No brake chopper FC-202P15KT4E20H3XGXXXXSXXXXAXBXCXXXXDX	131F8517	Buy on EAN
VLT® AQUA Drive FC 200 11 KW / 15 HP, 380 - 480 VAC, IP20 / Chassis, RFI Class A1/B (cable len)(C1), No brake chopper FC-202P11KT4E20H3XGXXXXSXXXXAXBXCXXXXDX	131F8516	Buy on EAN
VLT® AQUA Drive FC 200 15 KW / 20 HP, 380 - 480 VAC, IP20 / Chassis, RFI Class A1/B (C1), No brake chopper FC-202P15KT4E20H1XXXXXSXXXXAXBXCXXXXDX	131F7885	Buy on EAN
VLT® AQUA Drive FC 200 2.2 KW / 3.0 HP, 380 - 480 VAC, IP20 / Chassis, RFI Class A2 (C3), No brake chopper FC-202P2K2T4E20H2XNXXXXSXXXXANBXCXXXXDX	131X4573	Buy on EAN
VLT® AQUA Drive FC 200 5.5 KW / 7.5 HP, 380 - 480 VAC, IP20 / Chassis, RFI Class A2 (C3), No brake chopper FC-202P5K5T4E20H2XNXXXXSXXXXANBXCXXXXDX	131X4575	Buy on EAN
VLT® AQUA Drive FC 200 2.2 KW / 3.0 HP, 380 - 480 VAC, IP20 / Chassis, RFI Class A2 (C3), No brake chopper FC-202P2K2T4E20H2XXXXXSXXXXANBXCXXXXDX	131X4574	Buy on EAN
VLT® HVAC Drive FC 102 18.5 KW / 25 HP, 200 - 240 VAC, No brake chopper, IP20 / Chassis, RFI Class A2 (C3), No A Option, No B Option, Not coated PCB, No Mains Option FC-102P18KT2E20H2XGXXXXSXXXXAXBXCXXXXDX	131F3505	Buy on EAN
VLT® AutomationDrive FC 300 22 KW / 30 HP, 380 - 480 VAC, IP20 / Chassis, RFI Class A1/B (C1), No brake chopper Further options according to typecode	131F6599	Buy on EAN
VLT® AutomationDrive FC 300 18.5 KW / 25 HP, 380 - 480 VAC, IP20 / Chassis, RFI Class A1/B (C1), No brake chopper Further options according to typecode	131F6598	Buy on EAN
VLT® AutomationDrive FC 300 11 KW / 15 HP, 200 - 240 VAC, IP55 / Type 12, RFI Class A2 (C3), No brake chopper Further options according to typecode	131B6004	Buy on EAN
VLT® AutomationDrive FC 300 7.5 KW / 10 HP, 380 - 500 VAC, IP20 / Chassis, RFI Class A1/B (C1), Brake chopper Further options according to typecode	131B6007	Buy on EAN
VLT® HVAC Drive FC 102 4.0 KW / 5.5 HP, 380 - 480 VAC, No brake chopper, IP20 / Chassis, RFI Class A1/B (C1), No A Option, No B Option, Not coated PCB, No Mains Option FC-102P4K0T4E20H1XXXXXSXXXXAXBXCXXXXDX	131B7535	Buy on EAN

VLT® AutomationDrive FC 300 45 KW / 60 HP, 380 - 480 VAC, IP21 / Type 1, RFI Class A2 (C3), No brake chopper Further options according to typecode	131F2452	Buy on EAN
VLT® AutomationDrive FC 300 22 KW / 30 HP, 380 - 480 VAC, IP21 / Type 1, RFI Class A2 (C3), No brake chopper Further options according to typecode	131F2450	Buy on EAN
VLT® AutomationDrive FC 300 18.5 KW / 25 HP, 380 - 500 VAC, IP21 / Type 1, RFI Class A2 (C3), Brake chopper Further options according to typecode	131B1851	Buy on EAN
VLT® HVAC Drive FC 102 37 KW / 50 HP, 380 - 480 VAC, No brake chopper, IP20 / Chassis, RFI Class A2 (C3), PROFINET MCA 120, No B Option, Not coated PCB, No Mains Option FC-102P37KT4E20H2XGXXXXSXXXXALBXCXXXXDX	134H6302	Buy on EAN
VLT® AQUA Drive FC 200 15 KW / 20 HP, 380 - 480 VAC, IP20 / Chassis, RFI Class A2 (C3), No brake chopper FC-202P15KT4E20H2XGXXXXSXXXXAXBPCXXXXDX	131N0555	Buy on EAN
VLT® AQUA Drive FC 200 0.75 KW / 1.0 HP, 380 - 480 VAC, IP20 / Chassis, RFI Class A2 (C3), No brake chopper FC-202PK75T4E20H2XNXXXXSXXXXAXBXCXXXXDX	131F5134	Buy on EAN
VLT® HVAC Drive FC 102 22 KW / 30 HP, 380 - 480 VAC, No brake chopper, IP20 / Chassis, RFI Class A1/B (C1), No A Option, No B Option, Not coated PCB, No Mains Option FC-102P22KT4E20H1XGXXXXSXXXXAXBXCXXXXDX	131F6629	Buy on EAN
VLT® HVAC Drive FC 102 37 KW / 50 HP, 380 - 480 VAC, No brake chopper, IP20 / Chassis, RFI Class A2 (C3), No A Option, No B Option, Not coated PCB, No Mains Option FC-102P37KT4E20H2XXXXXSXXXXAXBXCXXXXDX	131F6624	Buy on EAN
VLT® AutomationDrive FC 300 37 KW / 50 HP, 380 - 500 VAC, IP20 / Chassis, RFI Class A1/B (C1), Brake chopper Further options according to typecode	131F6620	Buy on EAN
VLT® HVAC Drive FC 102 30 KW / 40 HP, 380 - 480 VAC, No brake chopper, IP20 / Chassis, RFI Class A2 (C3), No A Option, No B Option, Not coated PCB, No Mains Option FC-102P30KT4E20H2XXXXXSXXXXAXBXCXXXXDX	131F6623	Buy on EAN
VLT® HVAC Drive FC 102 22 KW / 30 HP, 380 - 480 VAC, No brake chopper, IP20 / Chassis, RFI Class A2 (C3), No A Option, No B Option, Not coated PCB, No Mains Option FC-102P22KT4E20H2XXXXXSXXXXAXBXCXXXXDX	131F6622	Buy on EAN
VLT® AQUA Drive FC 200 7.5 KW / 10 HP, 380 - 480 VAC, IP20 / Chassis, RFI Class A2 (C3), No brake chopper FC-202P7K5T4E20H2XNXXXXSXXXXA0BXCXXXXDX	131G1383	Buy on EAN
VLT® AQUA Drive FC 200 22 KW / 30 HP, 380 - 480 VAC, IP20 / Chassis, RFI Class A2 (C3), No brake chopper FC-202P22KT4E20H2XNXXXXSXXXXAXBXCXXXXDX	131H4386	Buy on EAN
VLT® HVAC Drive FC 102 1.5 KW / 2.0 HP, 380 - 480 VAC, Safe Stop, IP20 / Chassis, RFI Class A1/B (C1), PROFIBUS DP MCA 101, No B Option, Not coated PCB, No Mains Option FC-102P1K5T4E20H1TGXXXXSXXXXA0BXCXXXXDX	131G3928	Buy on EAN
VLT® HVAC Drive FC 102 2.2 KW / 3.0 HP, 380 - 480 VAC, Safe Stop, IP20 / Chassis, RFI Class A1/B (C1), PROFIBUS DP MCA 101, No B Option, Not coated PCB, No Mains Option FC-102P2K2T4E20H1TGXXXXSXXXXA0BXCXXXXDX	131G3929	Buy on EAN

VLT® HVAC Drive FC 102 1.1 KW / 1.5 HP, 380 - 480 VAC, Safe Stop, IP20 / Chassis, RFI Class A1/B (C1), PROFIBUS DP MCA 101, No B Option, Not coated PCB, No Mains Option FC-102P1K1T4E20H1TGXXXXXXXA0BXCXXXXX	131G3927	Buy on EAN
VLT® HVAC Drive FC 102 18.5 KW / 25 HP, 380 - 480 VAC, No brake chopper, IP20 / Chassis, RFI Class A2 (C3), PROFIBUS DP MCA 101, No B Option, Not coated PCB, No Mains Option FC-102P18KT4E20H2XGXXXXXXXA0BXCXXXXX	131H7176	Buy on EAN
VLT® HVAC Drive FC 102 7.5 KW / 10 HP, 200 - 240 VAC, No brake chopper, IP20 / Chassis, RFI Class A1/B (C1), No A Option, No B Option, Not coated PCB, No Mains Option FC-102P7K5T2E20H1XGXXXXXXXAXBXCXXXXX	131F9319	Buy on EAN
VLT® AutomationDrive FC 300 1.1 KW / 1.5 HP, 380 - 480 VAC, IP66 / NEMA 4X, RFI Class A1/B (C1), Brake chopper Further options according to typecode	131B7179	Buy on EAN
VLT® AutomationDrive FC 300 5.5 KW / 7.5 HP, 380 - 480 VAC, IP20 / Chassis, RFI Class A1/B (C1), No brake chopper Further options according to typecode	131B1442	Buy on EAN
VLT® AutomationDrive FC 300 11 KW / 15 HP, 380 - 500 VAC, IP21 / Type 1, RFI Class A2 (C3), Brake chopper Further options according to typecode	131B1592	Buy on EAN
VLT® AutomationDrive FC 300 0.75 KW / 1.0 HP, 380 - 500 VAC, IP20 / Chassis, RFI Class A1/B (C1), Brake chopper Further options according to typecode	131F3898	Buy on EAN
VLT® AQUA Drive FC 200 11 KW / 15 HP, 200 - 240 VAC, IP20 / Chassis, RFI Class A2 (C3), No brake chopper FC-202P11KT2E20H2XGXXXXXXXA0BXCXXXXX	131L6961	Buy on EAN
VLT® AutomationDrive FC 300 5.5 KW / 7.5 HP, 380 - 500 VAC, IP20 / Chassis, RFI Class A2 (C3), No brake chopper Further options according to typecode	131B0654	Buy on EAN
VLT® AutomationDrive FC 300 7.5 KW / 10 HP, 380 - 500 VAC, IP20 / Chassis, RFI Class A2 (C3), No brake chopper Further options according to typecode	131B0655	Buy on EAN
VLT® AutomationDrive FC 300 2.2 KW / 3.0 HP, 380 - 500 VAC, IP20 / Chassis, RFI Class A2 (C3), No brake chopper Further options according to typecode	131B0652	Buy on EAN
VLT® AutomationDrive FC 300 3.0 KW / 4.0 HP, 380 - 500 VAC, IP20 / Chassis, RFI Class A2 (C3), No brake chopper Further options according to typecode	131B0653	Buy on EAN
VLT® AutomationDrive FC 300 18.5 KW / 25 HP, 380 - 480 VAC, IP66 / NEMA 4X, RFI Class A1/B (C1), No brake chopper Further options according to typecode	131F1019	Buy on EAN
VLT® AutomationDrive FC 300 15 KW / 20 HP, 380 - 480 VAC, IP66 / NEMA 4X, RFI Class A1/B (C1), No brake chopper Further options according to typecode	131F1018	Buy on EAN
VLT® AutomationDrive FC 300 5.5 KW / 7.5 HP, 380 - 480 VAC, IP66 / NEMA 4X, RFI Class A1/B (C1), No brake chopper Further options according to typecode	131F1017	Buy on EAN
VLT® AQUA Drive FC 200 11 KW / 15 HP, 200 - 240 VAC, IP20 / Chassis, RFI Class A1/B (C1), No brake chopper FC-202P11KT2E20H1XGXXXXXXXAXBXCXXXXX	131H2712	Buy on EAN

VLT® AQUA Drive FC 200 22 KW / 30 HP, 380 - 480 VAC, IP20 / Chassis, RFI Class A2 (C3), No brake chopper FC-202P22KT4E20H2XGXXXXSXXXXA4BXCXXXXDX	131G1586	Buy on EAN
VLT® AutomationDrive FC 300 2.2 KW / 3.0 HP, 380 - 480 VAC, IP66 / NEMA 4X, RFI Class A1/B (C1), No brake chopper Further options according to typecode	131B5206	Buy on EAN
VLT® AutomationDrive FC 300 3.0 KW / 4.0 HP, 380 - 480 VAC, IP66 / NEMA 4X, RFI Class A1/B (C1), No brake chopper Further options according to typecode	131B5207	Buy on EAN
VLT® HVAC Drive FC 102 5.5 KW / 7.5 HP, 200 - 240 VAC, No brake chopper, IP20 / Chassis, RFI Class A2 (C3), No A Option, No B Option, Not coated PCB, No Mains Option FC-102P5K5T2E20H2XGXXXXSXXXXAXBXXXXDX	131F9317	Buy on EAN
VLT® AQUA Drive FC 200 11 KW / 15 HP, 380 - 480 VAC, IP20 / Chassis, RFI Class A2 (C3), No brake chopper FC-202P11KT4E20H2XXXXXSXXXXAXBXXXXDX	131F3061	Buy on EAN
VLT® AutomationDrive FC 300 4.0 KW / 5.5 HP, 380 - 480 VAC, IP20 / Chassis, RFI Class A2 (C3), No brake chopper Further options according to typecode	131B2271	Buy on EAN
VLT® HVAC Drive FC 102 11 KW / 15 HP, 380 - 480 VAC, No brake chopper, IP20 / Chassis, RFI Class A2 (C3), PROFINET MCA 120, No B Option, Not coated PCB, No Mains Option FC-102P11KT4E20H2XGXXXXSXXXXALBXXXXDX	134F1835	Buy on EAN
VLT® HVAC Drive FC 102 4.0 KW / 5.5 HP, 380 - 480 VAC, Safe Stop, IP20 / Chassis, RFI Class A2 (C3), PROFIBUS DP MCA 101, No B Option, Not coated PCB, No Mains Option FC-102P4K0T4E20H2TGXXXXSXXXXA0BXXXXDX	131L1783	Buy on EAN
VLT® AQUA Drive FC 200 0.75 KW / 1.0 HP, 380 - 480 VAC, IP20 / Chassis, RFI Class A2 (C3), No brake chopper FC-202PK75T4E20H2XGXXXXSXXXXA0BXXXXDX	131H2906	Buy on EAN
VLT® AQUA Drive FC 200 0.55 KW / 0.75 HP, 380 - 480 VAC, IP20 / Chassis, RFI Class A2 (C3), No brake chopper FC-202PK55T4E20H2XXXXXSXXXXA0BXXXXDX	131H2902	Buy on EAN
VLT® AQUA Drive FC 200 0.55 KW / 0.75 HP, 380 - 480 VAC, IP20 / Chassis, RFI Class A2 (C3), No brake chopper FC-202PK55T4E20H2XGXXXXSXXXXA0BXXXXDX	131H2903	Buy on EAN
VLT® AQUA Drive FC 200 3.0 KW / 4.0 HP, 380 - 480 VAC, IP20 / Chassis, RFI Class A2 (C3), Safe Stop FC-202P3K0T4E20H2TXXXXXSXXXXALBXXXXDX	134N5758	Buy on EAN
VLT® AutomationDrive FC 300 0.75 KW / 1.0 HP, 200 - 240 VAC, IP20 / Chassis, RFI Class A2 (C3), No brake chopper Further options according to typecode	131B1091	Buy on EAN
VLT® AutomationDrive FC 300 0.75 KW / 1.0 HP, 200 - 240 VAC, IP20 / Chassis, RFI Class A1/B (C1), No brake chopper Further options according to typecode	131G4294	Buy on EAN
VLT® AutomationDrive FC 300 7.5 KW / 10 HP, 380 - 480 VAC, IP20 / Chassis, RFI Class A1/B (C1), No brake chopper Further options according to typecode	131F1659	Buy on EAN
VLT® AutomationDrive FC 300 0.75 KW / 1.0 HP, 200 - 240 VAC, IP20 / Chassis, RFI Class A1/B (C1), No brake chopper Further options according to typecode	131B1098	Buy on EAN

VLT® AutomationDrive FC 300 7.5 KW / 10 HP, 380 - 480 VAC, IP20 / Chassis, RFI Class A1/B (C1), No brake chopper Further options according to typecode	131B1303	Buy on EAN
VLT® AutomationDrive FC 300 0.37 KW / 0.50 HP, 380 - 480 VAC, IP20 / Chassis, RFI Class A1/B (C1), No brake chopper Further options according to typecode	131B1302	Buy on EAN
VLT® AutomationDrive FC 300 7.5 KW / 10 HP, 380 - 500 VAC, IP20 / Chassis, RFI Class A1/B (C1), Brake chopper Further options according to typecode	131B0786	Buy on EAN
VLT® AutomationDrive FC 300 1.1 KW / 1.5 HP, 380 - 500 VAC, IP20 / Chassis, RFI Class A1/B (C1), No brake chopper Further options according to typecode	131B0787	Buy on EAN
VLT® HVAC Drive FC 102 55 KW / 75 HP, 525 - 690 VAC *, Safe Stop, IP20 / Chassis, RFI class A1 (C2), EtherNet/IP MCA 121, No B Option, Coated PCB, No Mains Option FC-102P55KT7E20H4TGCXXXSXXXXANBXCXXXXDX	134U5710	Buy on EAN
VLT® AutomationDrive FC 300 0.75 KW / 1.0 HP, 380 - 480 VAC, IP20 / Chassis, RFI Class A1/B (C1), No brake chopper Further options according to typecode	131B1308	Buy on EAN
VLT® AutomationDrive FC 300 2.2 KW / 3.0 HP, 380 - 500 VAC, IP20 / Chassis, RFI Class A1/B (C1), No brake chopper Further options according to typecode	131B0788	Buy on EAN
VLT® HVAC Drive FC 102 75 KW / 100 HP, 380 - 480 VAC, No brake chopper, IP20 / Chassis, RFI Class A1/B (cable len)(C1), PROFIBUS DP MCA 101, No B Option, Not coated PCB, No Mains Option FC-102P75KT4E20H3XGXXXXSXXXXA0BXCXXXXDX	131G4453	Buy on EAN
VLT® HVAC Drive FC 102 2.2 KW / 3.0 HP, 380 - 480 VAC, No brake chopper, IP20 / Chassis, RFI Class A1/B (C1), No A Option, No B Option, Not coated PCB, No Mains Option FC-102P2K2T4E20H1XGXXXXSXXXXAXBXCXXXXDX	131B4218	Buy on EAN
VLT® AutomationDrive FC 300 4.0 KW / 5.5 HP, 380 - 480 VAC, IP20 / Chassis, RFI Class A2 (C3), Brake chopper Further options according to typecode	131B1898	Buy on EAN
VLT® AutomationDrive FC 300 0.37 KW / 0.50 HP, 380 - 500 VAC, IP20 / Chassis, RFI Class A1/B (C1), Brake chopper Further options according to typecode	131F1331	Buy on EAN
VLT® HVAC Drive FC 102 3.0 KW / 4.0 HP, 380 - 480 VAC, No brake chopper, IP20 / Chassis, RFI Class A1/B (C1), No A Option, No B Option, Not coated PCB, No Mains Option FC-102P3K0T4E20H1XGXXXXSXXXXAXBXCXXXXDX	131B4219	Buy on EAN
VLT® AutomationDrive FC 300 1.1 KW / 1.5 HP, 380 - 500 VAC, IP20 / Chassis, RFI Class A1/B (C1), Brake chopper Further options according to typecode	131B0025	Buy on EAN
VLT® AutomationDrive FC 300 15 KW / 20 HP, 380 - 500 VAC, IP20 / Chassis, RFI Class A1/B (C1), No brake chopper Further options according to typecode	131G5185	Buy on EAN
VLT® AutomationDrive FC 300 11 KW / 15 HP, 380 - 500 VAC, IP20 / Chassis, RFI Class A1/B (C1), No brake chopper Further options according to typecode	131G5186	Buy on EAN

VLT® HVAC Drive FC 102 15 KW / 20 HP, 380 - 480 VAC, Safe Stop, IP20 / Chassis, RFI Class A2 (C3), PROFINET MCA 120, No B Option, Coated PCB, No Mains Option FC-102P15KT4E20H2TGCXXXSXXXXALBXCXXXXDX	134U5009	Buy on EAN
VLT® AutomationDrive FC 300 5.5 KW / 7.5 HP, 380 - 500 VAC, IP20 / Chassis, RFI Class A1/B (C1), No brake chopper Further options according to typecode	131B0534	Buy on EAN
VLT® AutomationDrive FC 300 5.5 KW / 7.5 HP, 380 - 500 VAC, IP20 / Chassis, RFI Class A1/B (C1), No brake chopper Further options according to typecode	131B0533	Buy on EAN
VLT® HVAC Drive FC 102 15 KW / 20 HP, 200 - 240 VAC, No brake chopper, IP20 / Chassis, RFI Class A2 (C3), No A Option, No B Option, Coated PCB, No Mains Option FC-102P15KT2E20H2XGCXXXSXXXXAXBXXXXDX	131G6742	Buy on EAN
VLT® HVAC Drive FC 102 37 KW / 50 HP, 200 - 240 VAC, No brake chopper, IP20 / Chassis, RFI Class A2 (C3), No A Option, No B Option, Coated PCB, No Mains Option FC-102P37KT2E20H2XGCXXXSXXXXAXBXXXXDX	131G6747	Buy on EAN
VLT® AutomationDrive FC 300 0.55 KW / 0.75 HP, 380 - 500 VAC, IP20 / Chassis, RFI Class A2 (C3), No brake chopper Further options according to typecode	131G6746	Buy on EAN
VLT® AutomationDrive FC 300 0.75 KW / 1.0 HP, 200 - 240 VAC, IP20 / Chassis, RFI Class A2 (C3), No brake chopper Further options according to typecode	131B1100	Buy on EAN
VLT® HVAC Drive FC 102 11 KW / 15 HP, 380 - 480 VAC, No brake chopper, IP20 / Chassis, RFI Class A1/B (C1), LonWorks MCA 108, No B Option, Coated PCB, No Mains Option FC-102P11KT4E20H1XGCXXXSXXXXAGBXXXXDX	134N6875	Buy on EAN
VLT® HVAC Drive FC 102 55 KW / 75 HP, 380 - 480 VAC, No brake chopper, IP20 / Chassis, RFI Class A1/B (C1), LonWorks MCA 108, No B Option, Coated PCB, No Mains Option FC-102P55KT4E20H1XGCXXXSXXXXAGBXXXXDX	134N6874	Buy on EAN
VLT® AutomationDrive FC 300 11 KW / 15 HP, 380 - 500 VAC, IP20 / Chassis, RFI Class A1/B (C1), No brake chopper Further options according to typecode	131H0411	Buy on EAN
VLT® AQUA Drive FC 200 0.75 KW / 1.0 HP, 380 - 480 VAC, IP20 / Chassis, RFI Class A2 (C3), No brake chopper FC-202PK75T4E20H2XXXXXSXXXXA0BXCXXXXDX	131H2905	Buy on EAN
VLT® AQUA Drive FC 200 5.5 KW / 7.5 HP, 200 - 240 VAC, IP20 / Chassis, RFI Class A2 (C3), No brake chopper FC-202P5K5T2E20H2XNXXXXSXXXXAXBXXXXDX	131F7764	Buy on EAN
VLT® AutomationDrive FC 300 5.5 KW / 7.5 HP, 380 - 500 VAC, IP20 / Chassis, RFI Class A1/B (C1), Brake chopper Further options according to typecode	131B0476	Buy on EAN
VLT® AutomationDrive FC 300 0.37 KW / 0.50 HP, 200 - 240 VAC, IP20 / Chassis, RFI Class A1/B (C1), Brake chopper Further options according to typecode	131B0323	Buy on EAN
VLT® AutomationDrive FC 300 3.0 KW / 4.0 HP, 200 - 240 VAC, IP20 / Chassis, RFI Class A1/B (C1), No brake chopper Further options according to typecode	131B0320	Buy on EAN

VLT® AutomationDrive FC 300 3.7 KW / 5.0 HP, 200 - 240 VAC, IP20 / Chassis, RFI Class A1/B (C1), No brake chopper Further options according to typecode	131B0321	Buy on EAN
VLT® AutomationDrive FC 300 0.55 KW / 0.75 HP, 200 - 240 VAC, IP20 / Chassis, RFI Class A1/B (C1), Brake chopper Further options according to typecode	131B0324	Buy on EAN
VLT® HVAC Drive FC 102 7.5 KW / 10 HP, 380 - 480 VAC, No brake chopper, IP20 / Chassis, RFI Class A1/B (cable len)(C1), PROFIBUS DP MCA 101, No B Option, Not coated PCB, No Mains Option FC-102P7K5T4E20H3XGXXXXSXXXXA0BXCXXXXDX	131B9756	Buy on EAN
VLT® AutomationDrive FC 300 37 KW / 50 HP, 380 - 500 VAC, IP55 / Type 12, RFI Class A1/B (C1), No brake chopper Further options according to typecode	131B6798	Buy on EAN
VLT® AQUA Drive FC 200 22 KW / 30 HP, 380 - 480 VAC, IP20 / Chassis, RFI Class A2 (C3), No brake chopper FC-202P22KT4E20H2XGXXXXSXXXXAXBXCX5XXDX	131G8806	Buy on EAN
VLT® AutomationDrive FC 300 0.75 KW / 1.0 HP, 380 - 480 VAC, IP20 / Chassis, RFI Class A2 (C3), Brake chopper Further options according to typecode	131B0920	Buy on EAN
VLT® AutomationDrive FC 300 0.75 KW / 1.0 HP, 380 - 480 VAC, IP20 / Chassis, RFI Class A1/B (C1), No brake chopper Further options according to typecode	131B0922	Buy on EAN
VLT® AQUA Drive FC 200 18.5 KW / 25 HP, 380 - 480 VAC, IP20 / Chassis, RFI Class A2 (C3), No brake chopper FC-202P18KT4E20H2XNXXXXSXXXXAXBXCXXXXDX	131F8721	Buy on EAN
VLT® AutomationDrive FC 300 0.75 KW / 1.0 HP, 380 - 480 VAC, IP20 / Chassis, RFI Class A1/B (C1), Brake chopper Further options according to typecode	131B0924	Buy on EAN
VLT® AutomationDrive FC 300 0.75 KW / 1.0 HP, 380 - 480 VAC, IP20 / Chassis, RFI Class A2 (C3), No brake chopper Further options according to typecode	131B0926	Buy on EAN
VLT® AutomationDrive FC 300 2.2 KW / 3.0 HP, 200 - 240 VAC, IP20 / Chassis, RFI Class A2 (C3), No brake chopper Further options according to typecode	131B2325	Buy on EAN
VLT® AutomationDrive FC 300 75 KW / 100 HP, 380 - 500 VAC, IP20 / Chassis, RFI Class A1/B (C1), No brake chopper Further options according to typecode	131G7905	Buy on EAN
VLT® HVAC Drive FC 102 1.1 KW / 1.5 HP, 380 - 480 VAC, No brake chopper, IP20 / Chassis, RFI Class A1/B (C1), No A Option, No B Option, Not coated PCB, No Mains Option FC-102P1K1T4E20H1XGXXXXSXXXXAXBXCXXXXDX	131B4207	Buy on EAN
VLT® AutomationDrive FC 300 5.5 KW / 7.5 HP, 380 - 480 VAC, IP20 / Chassis, RFI Class A2 (C3), No brake chopper Further options according to typecode	131B1008	Buy on EAN
VLT® AutomationDrive FC 300 1.5 KW / 2.0 HP, 200 - 240 VAC, IP20 / Chassis, RFI Class A1/B (C1), Brake chopper Further options according to typecode	134G7582	Buy on EAN
VLT® AutomationDrive FC 300 5.5 KW / 7.5 HP, 200 - 240 VAC, IP21 / Type 1, RFI Class A1/B (C1), No brake chopper Further options according to typecode	131B5979	Buy on EAN

VLT® AutomationDrive FC 300 2.2 KW / 3.0 HP, 380 - 480 VAC, IP20 / Chassis, RFI Class A2 (C3), Brake chopper Further options according to typecode	131B0952	Buy on EAN
VLT® AutomationDrive FC 300 2.2 KW / 3.0 HP, 380 - 500 VAC, IP20 / Chassis, RFI Class A1/B (C1), Brake chopper Further options according to typecode	131F7183	Buy on EAN
VLT® AutomationDrive FC 300 2.2 KW / 3.0 HP, 380 - 500 VAC, IP20 / Chassis, RFI Class A1/B (C1), Brake chopper Further options according to typecode	131F7182	Buy on EAN
VLT® AutomationDrive FC 300 30 KW / 40 HP, 380 - 500 VAC, IP21 / Type 1, RFI Class A1/B (C1), Brake chopper Further options according to typecode	131B5977	Buy on EAN
VLT® AutomationDrive FC 300 3.0 KW / 4.0 HP, 380 - 500 VAC, IP20 / Chassis, RFI Class A1/B (C1), Brake chopper Further options according to typecode	131F7186	Buy on EAN
VLT® AQUA Drive FC 200 5.5 KW / 7.5 HP, 380 - 480 VAC, IP20 / Chassis, RFI Class A2 (C3), No brake chopper FC-202P5K5T4E20H2XXXXXSXXXXANBXCXXXXDX	131U6600	Buy on EAN
VLT® AutomationDrive FC 300 22 KW / 30 HP, 380 - 480 VAC, IP21 / Type 1, RFI Class A2 (C3), No brake chopper Further options according to typecode	131B7158	Buy on EAN
VLT® AutomationDrive FC 300 1.5 KW / 2.0 HP, 380 - 480 VAC, IP20 / Chassis, RFI Class A1/B (C1), No brake chopper Further options according to typecode	131B0955	Buy on EAN
VLT® AQUA Drive FC 200 7.5 KW / 10 HP, 380 - 480 VAC, IP20 / Chassis, RFI Class A2 (C3), No brake chopper FC-202P7K5T4E20H2XNXXXXXSXXXXANBXCXXXXDX	131U6598	Buy on EAN
VLT® AQUA Drive FC 200 11 KW / 15 HP, 380 - 480 VAC, IP20 / Chassis, RFI Class A1/B (C1), No brake chopper FC-202P11KT4E20H1XGXXXXXSXXXXA0BXCXXXXDX	131F7503	Buy on EAN
VLT® AutomationDrive FC 300 200 KW / 300 HP, 380 - 500 VAC, IP21 / Type 1, RFI Class A2 (C3), No brake chopper Further options according to typecode	131B3646	Buy on EAN
VLT® HVAC Drive FC 102 5.5 KW / 7.5 HP, 380 - 480 VAC, Safe Stop, IP20 / Chassis, RFI Class A1/B (C1), PROFINET MCA 120, No B Option, Not coated PCB, No Mains Option FC-102P5K5T4E20H1TGXXXXXSXXXXALBXCXXXXDX	134F4549	Buy on EAN
VLT® AQUA Drive FC 200 3.0 KW / 4.0 HP, 380 - 480 VAC, IP20 / Chassis, RFI Class A1/B (C1), No brake chopper FC-202P3K0T4E20H1XGXXXXXSXXXXAXBXCXXXXDX	131B8914	Buy on EAN
VLT® AQUA Drive FC 200 3.0 KW / 4.0 HP, 380 - 480 VAC, IP55 / Type 12, RFI Class A1/B (C1), No brake chopper FC-202P3K0T4E55H1XGXXXXXSXXXXAXBXCXXXXDX	131B8917	Buy on EAN
VLT® AQUA Drive FC 200 3.0 KW / 4.0 HP, 380 - 480 VAC, IP20 / Chassis, RFI Class A1/B (cable len)(C1), No brake chopper FC-202P3K0T4E20H3XGXXXXXSXXXXAXBXCXXXXDX	131B8913	Buy on EAN
VLT® AQUA Drive FC 200 4.0 KW / 5.5 HP, 380 - 480 VAC, IP20 / Chassis, RFI Class A2 (C3), No brake chopper FC-202P4K0T4E20H2XXXXXSXXXXAXBXCXXXXDX	131B8919	Buy on EAN

VLT® AutomationDrive FC 300 7.5 KW / 10 HP, 380 - 480 VAC, IP55 / Type 12, RFI Class A1/B (C1), No brake chopper Further options according to typecode	131B2811	Buy on EAN
VLT® AQUA Drive FC 200 15 KW / 20 HP, 380 - 480 VAC, IP20 / Chassis, RFI Class A2 (C3), No brake chopper FC-202P15KT4E20H2XNXXXXSXXXXANBXCXXXXDX	131X1635	Buy on EAN
VLT® HVAC Drive FC 102 7.5 KW / 10 HP, 380 - 480 VAC, No brake chopper, IP20 / Chassis, RFI Class A2 (C3), LonWorks MCA 108, No B Option, Not coated PCB, No Mains Option FC-102P7K5T4E20H2XGXXXXSXXXXAGBXCXXXXDX	131F0029	Buy on EAN
VLT® HVAC Drive FC 102 22 KW / 30 HP, 380 - 480 VAC, No brake chopper, IP20 / Chassis, RFI Class A1/B (cable len)(C1), No A Option, No B Option, Not coated PCB, No Mains Option FC-102P22KT4E20H3XGXXXXSXXXXAXBXCXXXXDX	131F9921	Buy on EAN
VLT® HVAC Drive FC 102 30 KW / 40 HP, 380 - 480 VAC, No brake chopper, IP20 / Chassis, RFI Class A1/B (cable len)(C1), No A Option, No B Option, Not coated PCB, No Mains Option FC-102P30KT4E20H3XGXXXXSXXXXAXBXCXXXXDX	131F9926	Buy on EAN
VLT® AutomationDrive FC 300 11 KW / 15 HP, 380 - 500 VAC, IP21 / Type 1, RFI Class A1/B (C1), Brake chopper Further options according to typecode	131H2675	Buy on EAN
VLT® HVAC Drive FC 102 7.5 KW / 10 HP, 380 - 480 VAC, No brake chopper, IP20 / Chassis, RFI Class A1/B (C1), No A Option, No B Option, Not coated PCB, No Mains Option FC-102P7K5T4E20H1XXXXXSXXXXAXBXCXXXXDX	131B7546	Buy on EAN
VLT® HVAC Drive FC 102 30 KW / 40 HP, 380 - 480 VAC, No brake chopper, IP20 / Chassis, RFI Class A1/B (C1), PROFIBUS DP MCA 101, No B Option, Not coated PCB, No Mains Option FC-102P30KT4E20H1XXXXXSXXXXA0BXCXXXXDX	131H4018	Buy on EAN
VLT® AQUA Drive FC 200 55 KW / 75 HP, 380 - 480 VAC, IP20 / Chassis, RFI Class A2 (C3), No brake chopper FC-202P55KT4E20H2XGXXXXSXXXXA0BXCXXXXDX	131H5722	Buy on EAN
VLT® HVAC Drive FC 102 30 KW / 40 HP, 380 - 480 VAC, No brake chopper, IP20 / Chassis, RFI Class A1/B (C1), PROFIBUS DP MCA 101, No B Option, Not coated PCB, No Mains Option FC-102P30KT4E20H1XGXXXXSXXXXA0BXCXXXXDX	131H4019	Buy on EAN
VLT® HVAC Drive FC 102 18.5 KW / 25 HP, 380 - 480 VAC, No brake chopper, IP20 / Chassis, RFI Class A1/B (C1), No A Option, No B Option, Not coated PCB, No Mains Option FC-102P18KT4E20H1XGXXXXSXXXXAXBXCXXXXDX	131F6632	Buy on EAN
VLT® HVAC Drive FC 102 37 KW / 50 HP, 380 - 480 VAC, No brake chopper, IP20 / Chassis, RFI Class A1/B (C1), No A Option, No B Option, Not coated PCB, No Mains Option FC-102P37KT4E20H1XGXXXXSXXXXAXBXCXXXXDX	131F6630	Buy on EAN
VLT® HVAC Drive FC 102 15 KW / 20 HP, 380 - 480 VAC, No brake chopper, IP20 / Chassis, RFI Class A1/B (C1), No A Option, No B Option, Not coated PCB, No Mains Option FC-102P15KT4E20H1XGXXXXSXXXXAXBXCXXXXDX	131F6631	Buy on EAN

VLT® AutomationDrive FC 300 0.37 KW / 0.50 HP, 380 - 480 VAC, IP20 / Chassis A1 Frame, RFI Class A2 (C3), No brake chopper Further options according to typecode	131B2665	Buy on EAN
VLT® AutomationDrive FC 300 0.75 KW / 1.0 HP, 380 - 480 VAC, IP20 / Chassis A1 Frame, RFI Class A2 (C3), No brake chopper Further options according to typecode	131B2667	Buy on EAN
VLT® AutomationDrive FC 300 0.75 KW / 1.0 HP, 380 - 480 VAC, IP20 / Chassis, RFI Class A2 (C3), No brake chopper Further options according to typecode	131B2464	Buy on EAN
VLT® AutomationDrive FC 300 0.75 KW / 1.0 HP, 380 - 500 VAC, IP20 / Chassis, RFI Class A2 (C3), No brake chopper Further options according to typecode	131B7495	Buy on EAN
VLT® AutomationDrive FC 300 1.5 KW / 2.0 HP, 380 - 480 VAC, IP20 / Chassis A1 Frame, RFI Class A2 (C3), No brake chopper Further options according to typecode	131B2689	Buy on EAN
VLT® AutomationDrive FC 300 1.1 KW / 1.5 HP, 380 - 480 VAC, IP20 / Chassis A1 Frame, RFI Class A2 (C3), No brake chopper Further options according to typecode	131B2688	Buy on EAN
VLT® AQUA Drive FC 200 11 KW / 15 HP, 380 - 480 VAC, IP20 / Chassis, RFI Class A2 (C3), No brake chopper FC-202P11KT4E20H2XXXXXXSXXXXANBXCXXXXDX	131X1633	Buy on EAN
VLT® AutomationDrive FC 300 0.75 KW / 1.0 HP, 380 - 500 VAC, IP20 / Chassis, RFI Class A1/B (C1), Brake chopper Further options according to typecode	131B4707	Buy on EAN
VLT® AutomationDrive FC 300 0.75 KW / 1.0 HP, 380 - 480 VAC, IP20 / Chassis A1 Frame, RFI Class A2 (C3), No brake chopper Further options according to typecode	131B2687	Buy on EAN
VLT® AutomationDrive FC 300 0.37 KW / 0.50 HP, 380 - 480 VAC, IP20 / Chassis A1 Frame, RFI Class A2 (C3), No brake chopper Further options according to typecode	131B2685	Buy on EAN
VLT® HVAC Drive FC 102 55 KW / 75 HP, 380 - 480 VAC, Safe Stop, IP20 / Chassis, RFI Class A2 (C3), No A Option, No B Option, Not coated PCB, No Mains Option FC-102P55KT4E20H2TGXXXXSXXXXAXBXCXXXXDX	131L7798	Buy on EAN
VLT® AutomationDrive FC 300 15 KW / 20 HP, 200 - 240 VAC, IP20 / Chassis, RFI Class A2 (C3), Brake chopper Further options according to typecode	131H5200	Buy on EAN
VLT® HVAC Drive FC 102 22 KW / 30 HP, 380 - 480 VAC, Safe Stop, IP20 / Chassis, RFI Class A2 (C3), No A Option, No B Option, Not coated PCB, No Mains Option FC-102P22KT4E20H2TGXXXXSXXXXAXBXCXXXXDX	131L7797	Buy on EAN
VLT® HVAC Drive FC 102 1.1 KW / 1.5 HP, 380 - 480 VAC, No brake chopper, IP20 / Chassis, RFI Class A1/B (C1), LonWorks MCA 108, No B Option, Not coated PCB, No Mains Option FC-102P1K1T4E20H1XGXXXXSXXXXAGBXCXXXXDX	131B8174	Buy on EAN
VLT® AutomationDrive FC 300 1.5 KW / 2.0 HP, 380 - 480 VAC, IP20 / Chassis, RFI Class A2 (C3), No brake chopper Further options according to typecode	131B1268	Buy on EAN
VLT® AutomationDrive FC 300 2.2 KW / 3.0 HP, 380 - 480 VAC, IP20 / Chassis, RFI Class A2 (C3), No brake chopper Further options according to typecode	131B1269	Buy on EAN

VLT® AutomationDrive FC 300 3.0 KW / 4.0 HP, 200 - 240 VAC, IP20 / Chassis, RFI Class A2 (C3), No brake chopper Further options according to typecode	131B0234	Buy on EAN
VLT® AutomationDrive FC 300 1.5 KW / 2.0 HP, 380 - 500 VAC, IP20 / Chassis, RFI Class A1/B (C1), Brake chopper Further options according to typecode	131B0588	Buy on EAN
VLT® AutomationDrive FC 300 1.1 KW / 1.5 HP, 380 - 480 VAC, IP20 / Chassis, RFI Class A2 (C3), No brake chopper Further options according to typecode	131B1265	Buy on EAN
VLT® AutomationDrive FC 300 1.5 KW / 2.0 HP, 380 - 480 VAC, IP20 / Chassis, RFI Class A2 (C3), Brake chopper Further options according to typecode	131B1267	Buy on EAN
VLT® AutomationDrive FC 300 0.55 KW / 0.75 HP, 380 - 480 VAC, IP20 / Chassis, RFI Class A2 (C3), No brake chopper Further options according to typecode	131B1262	Buy on EAN
VLT® AQUA Drive FC 200 15 KW / 20 HP, 380 - 480 VAC, IP20 / Chassis, RFI Class A2 (C3), No brake chopper FC-202P15KT4E20H2XXXXXSXXXXA0BXCXXXXDX	131H3700	Buy on EAN
VLT® HVAC Drive FC 102 37 KW / 50 HP, 380 - 480 VAC, Safe Stop, IP20 / Chassis, RFI Class A2 (C3), No A Option, MCB-101 General purp. I/O, Not coated PCB, No Mains Option FC-102P37KT4E20H2TGXXXXSXXXXAXBKXXXXDX	134U5813	Buy on EAN
VLT® HVAC Drive FC 102 18.5 KW / 25 HP, 380 - 480 VAC, Safe Stop, IP20 / Chassis, RFI Class A2 (C3), No A Option, MCB-101 General purp. I/O, Not coated PCB, No Mains Option FC-102P18KT4E20H2TGXXXXSXXXXAXBKXXXXDX	134U5812	Buy on EAN
VLT® HVAC Drive FC 102 15 KW / 20 HP, 380 - 480 VAC, Safe Stop, IP20 / Chassis, RFI Class A1/B (C1), PROFINET MCA 120, No B Option, Not coated PCB, No Mains Option FC-102P15KT4E20H1TGXXXXSXXXXALBXXXXDX	134H8573	Buy on EAN
VLT® AQUA Drive FC 200 7.5 KW / 10 HP, 380 - 480 VAC, IP20 / Chassis, RFI Class A1/B (C1), No brake chopper FC-202P7K5T4E20H1XGXXXXSXXXXAXBYCXXXXDX	131F8296	Buy on EAN
VLT® AutomationDrive FC 300 30 KW / 40 HP, 380 - 500 VAC, IP20 / Chassis, RFI Class A1/B (C1), No brake chopper Further options according to typecode	131H1600	Buy on EAN
VLT® AutomationDrive FC 300 22 KW / 30 HP, 380 - 500 VAC, IP20 / Chassis, RFI Class A2 (C3), No brake chopper Further options according to typecode	131H1601	Buy on EAN
VLT® AutomationDrive FC 300 75 KW / 100 HP, 380 - 500 VAC, IP20 / Chassis, RFI Class A1/B (C1), No brake chopper Further options according to typecode	131H1602	Buy on EAN
VLT® AutomationDrive FC 300 75 KW / 100 HP, 380 - 500 VAC, IP20 / Chassis, RFI Class A2 (C3), No brake chopper Further options according to typecode	131G0297	Buy on EAN
VLT® AQUA Drive FC 200 3.0 KW / 4.0 HP, 380 - 480 VAC, IP20 / Chassis, RFI Class A2 (C3), Safe Stop FC-202P3K0T4E20H2TGXXXXSXXXXALBXXXXDX	134G4330	Buy on EAN
VLT® AQUA Drive FC 200 1.1 KW / 1.5 HP, 200 - 240 VAC, IP20 / Chassis, RFI Class A2 (C3), No brake chopper FC-202P1K1S2E20H2XGXXXXSXXXXAXBKXXXXDX	131G4284	Buy on EAN

VLT® AutomationDrive FC 300 22 KW / 30 HP, 200 - 240 VAC, IP20 / Chassis, RFI Class A2 (C3), No brake chopper Further options according to typecode	131H5359	Buy on EAN
VLT® AutomationDrive FC 300 5.5 KW / 7.5 HP, 380 - 480 VAC, IP20 / Chassis, RFI Class A2 (C3), Brake chopper Further options according to typecode	131B1004	Buy on EAN
VLT® AutomationDrive FC 300 1.1 KW / 1.5 HP, 380 - 500 VAC, IP20 / Chassis, RFI Class A2 (C3), No brake chopper Further options according to typecode	131B0650	Buy on EAN
VLT® AutomationDrive FC 300 1.1 KW / 1.5 HP, 380 - 480 VAC, IP20 / Chassis, RFI Class A1/B (C1), No brake chopper Further options according to typecode	131B1310	Buy on EAN
VLT® HVAC Drive FC 102 11 KW / 15 HP, 380 - 480 VAC, Safe Stop, IP20 / Chassis, RFI Class A2 (C3), No A Option, MCB-101 General purp. I/O, Not coated PCB, No Mains Option FC-102P11KT4E20H2TGXXXXXXXAXBKXXXXDX	131U6918	Buy on EAN
VLT® AutomationDrive FC 300 1.5 KW / 2.0 HP, 380 - 480 VAC, IP20 / Chassis, RFI Class A1/B (C1), No brake chopper Further options according to typecode	131B1313	Buy on EAN
VLT® HVAC Drive FC 102 1.5 KW / 2.0 HP, 380 - 480 VAC, Safe Stop, IP20 / Chassis, RFI Class A1/B (C1), PROFINET MCA 120, No B Option, Not coated PCB, No Mains Option FC-102P1K5T4E20H1TGXXXXXXXALBXXXXDX	134N6136	Buy on EAN
VLT® AutomationDrive FC 300 11 KW / 15 HP, 380 - 500 VAC, IP55 / Type 12, RFI Class A2 (C3), No brake chopper Further options according to typecode	131B1647	Buy on EAN
VLT® AutomationDrive FC 300 3.0 KW / 4.0 HP, 380 - 480 VAC, IP20 / Chassis, RFI Class A1/B (C1), No brake chopper Further options according to typecode	131B1316	Buy on EAN
VLT® HVAC Drive FC 102 45 KW / 60 HP, 380 - 480 VAC, Safe Stop, IP20 / Chassis, RFI Class A2 (C3), No A Option, MCB-101 General purp. I/O, Not coated PCB, No Mains Option FC-102P45KT4E20H2TGXXXXXXXAXBKXXXXDX	131U6919	Buy on EAN
VLT® AutomationDrive FC 300 4.0 KW / 5.5 HP, 380 - 480 VAC, IP20 / Chassis, RFI Class A1/B (C1), No brake chopper Further options according to typecode	131B1319	Buy on EAN
VLT® AutomationDrive FC 300 11 KW / 15 HP, 380 - 500 VAC, IP55 / Type 12, RFI Class A2 (C3), No brake chopper Further options according to typecode	131B1648	Buy on EAN
VLT® AQUA Drive FC 200 2.2 KW / 3.0 HP, 380 - 480 VAC, IP20 / Chassis, RFI Class A2 (C3), No brake chopper FC-202P2K2T4E20H2XGXXXXXXXAXBKXXXXDX	131H1287	Buy on EAN
VLT® AQUA Drive FC 200 5.5 KW / 7.5 HP, 380 - 480 VAC, IP20 / Chassis, RFI Class A2 (C3), No brake chopper FC-202P5K5T4E20H2XGXXXXXXXAXBKXXXXDX	131H0081	Buy on EAN
VLT® AutomationDrive FC 300 30 KW / 40 HP, 380 - 500 VAC, IP20 / Chassis, RFI Class A2 (C3), No brake chopper Further options according to typecode	131G4849	Buy on EAN
VLT® AQUA Drive FC 200 7.5 KW / 10 HP, 380 - 480 VAC, IP20 / Chassis, RFI Class A2 (C3), No brake chopper FC-202P7K5T4E20H2XXXXXXXANBXXXXDX	131U6599	Buy on EAN

VLT® AutomationDrive FC 300 1.5 KW / 2.0 HP, 380 - 500 VAC, IP20 / Chassis, RFI Class A2 (C3), No brake chopper Further options according to typecode	131B0651	Buy on EAN
VLT® AQUA Drive FC 200 4.0 KW / 5.5 HP, 380 - 480 VAC, IP20 / Chassis, RFI Class A1/B (C1), No brake chopper FC-202P4K0T4E20H1XXXXXSXXXXA0BXCXXXXDX	131H0643	Buy on EAN
VLT® AutomationDrive FC 300 3.7 KW / 5.0 HP, 200 - 240 VAC, IP20 / Chassis, RFI Class A1/B (C1), Brake chopper Further options according to typecode	131B1197	Buy on EAN
VLT® AutomationDrive FC 300 22 KW / 30 HP, 380 - 500 VAC, IP21 / Type 1, RFI Class A2 (C3), No brake chopper Further options according to typecode	131B1869	Buy on EAN
VLT® AutomationDrive FC 300 11 KW / 15 HP, 380 - 500 VAC, IP66 / NEMA 4X, RFI Class A1/B (C1), No brake chopper Further options according to typecode	131G2202	Buy on EAN
VLT® HVAC Drive FC 102 7.5 KW / 10 HP, 380 - 480 VAC, No brake chopper, IP20 / Chassis, RFI Class A2 (C3), PROFIBUS DP MCA 101, No B Option, Not coated PCB, No Mains Option FC-102P7K5T4E20H2XGXXXXSXXXXA0BXCXXXXDX	131F6461	Buy on EAN
VLT® AutomationDrive FC 300 7.5 KW / 10 HP, 380 - 500 VAC, IP20 / Chassis, RFI Class A2 (C3), No brake chopper Further options according to typecode	131B0684	Buy on EAN
VLT® AutomationDrive FC 300 1.1 KW / 1.5 HP, 200 - 240 VAC, IP20 / Chassis, RFI Class A1/B (C1), Brake chopper Further options according to typecode	131B0686	Buy on EAN
VLT® AutomationDrive FC 300 3.0 KW / 4.0 HP, 380 - 500 VAC, IP20 / Chassis, RFI Class A2 (C3), No brake chopper Further options according to typecode	131B0683	Buy on EAN
VLT® HVAC Drive FC 102 3.0 KW / 4.0 HP, 380 - 480 VAC, No brake chopper, IP20 / Chassis, RFI Class A1/B (C1), LonWorks MCA 108, No B Option, Not coated PCB, No Mains Option FC-102P3K0T4E20H1XGXXXXSXXXXAGBXCXXXXDX	131F1910	Buy on EAN
VLT® HVAC Drive FC 102 18.5 KW / 25 HP, 380 - 480 VAC, No brake chopper, IP20 / Chassis, RFI Class A1/B (cable len)(C1), No A Option, No B Option, Not coated PCB, No Mains Option FC-102P18KT4E20H3XGXXXXSXXXXAXBXCXXXXDX	131G0433	Buy on EAN
VLT® AQUA Drive FC 200 2.2 KW / 3.0 HP, 380 - 480 VAC, IP20 / Chassis, RFI Class A1/B (cable len)(C1), No brake chopper FC-202P2K2T4E20H3XGXXXXSXXXXAXBPCXXXXDX	131G9225	Buy on EAN
VLT® HVAC Drive FC 102 75 KW / 100 HP, 380 - 480 VAC, Safe Stop, IP20 / Chassis, RFI Class A2 (C3), No A Option, No B Option, Not coated PCB, No Mains Option FC-102P75KT4E20H2TGXXXXSXXXXAXBXCXXXXDX	131G9739	Buy on EAN
VLT® AutomationDrive FC 300 22 KW / 30 HP, 380 - 500 VAC, IP20 / Chassis, RFI Class A1/B (C1), No brake chopper Further options according to typecode	131H1429	Buy on EAN
VLT® AutomationDrive FC 300 5.5 KW / 7.5 HP, 380 - 480 VAC, IP55 / Type 12, RFI Class A2 (C3), No brake chopper Further options according to typecode	131B4321	Buy on EAN

VLT® AutomationDrive FC 300 75 KW / 100 HP, 380 - 500 VAC, IP55 / Type 12, RFI Class A2 (C3), Brake chopper Further options according to typecode	131F1358	Buy on EAN
VLT® HVAC Drive FC 102 75 KW / 100 HP, 380 - 480 VAC, No brake chopper, IP20 / Chassis, RFI Class A2 (C3), No A Option, MCB-101 General purp. I/O, Not coated PCB, No Mains Option FC-102P75KT4E20H2XGXXXXXXXAXBKXXXXDX	131G5086	Buy on EAN
VLT® AutomationDrive FC 300 90 KW / 125 HP, 380 - 500 VAC, IP21 / Type 1, RFI Class A2 (C3), No brake chopper Further options according to typecode	131F1826	Buy on EAN
VLT® AutomationDrive FC 300 0.37 KW / 0.50 HP, 380 - 500 VAC, IP20 / Chassis, RFI Class A1/B (C1), Brake chopper Further options according to typecode	131B0478	Buy on EAN
VLT® AutomationDrive FC 300 4.0 KW / 5.5 HP, 380 - 500 VAC, IP20 / Chassis, RFI Class A2 (C3), Brake chopper Further options according to typecode	131B0848	Buy on EAN
VLT® AutomationDrive FC 300 55 KW / 75 HP, 380 - 500 VAC, IP55 / Type 12, RFI Class A2 (C3), No brake chopper Further options according to typecode	131F1356	Buy on EAN
VLT® AutomationDrive FC 300 55 KW / 75 HP, 380 - 500 VAC, IP55 / Type 12, RFI Class A2 (C3), Brake chopper Further options according to typecode	131F1357	Buy on EAN
VLT® AutomationDrive FC 300 7.5 KW / 10 HP, 380 - 500 VAC, IP55 / Type 12, RFI Class A2 (C3), Brake chopper Further options according to typecode	131B6782	Buy on EAN
VLT® AQUA Drive FC 200 30 KW / 40 HP, 380 - 480 VAC, IP20 / Chassis, RFI Class A2 (C3), No brake chopper FC-202P30KT4E20H2XGXXXXXXXALBXCXXXXDX	134F2148	Buy on EAN
VLT® AutomationDrive FC 300 0.75 KW / 1.0 HP, 380 - 480 VAC, IP20 / Chassis, RFI Class A2 (C3), No brake chopper Further options according to typecode	131B0918	Buy on EAN
VLT® AutomationDrive FC 300 11 KW / 15 HP, 380 - 500 VAC, IP21 / Type 1, RFI Class A1/B (C1), No brake chopper Further options according to typecode	131B3254	Buy on EAN
VLT® AutomationDrive FC 300 4.0 KW / 5.5 HP, 380 - 480 VAC, IP20 / Chassis, RFI Class A2 (C3), Brake chopper Further options according to typecode	131B0724	Buy on EAN
VLT® HVAC Drive FC 102 1.5 KW / 2.0 HP, 380 - 480 VAC, Safe Stop, IP20 / Chassis, RFI Class A1/B (C1), EtherNet/IP MCA 121, No B Option, Not coated PCB, No Mains Option FC-102P1K5T4E20H1TGXXXXXXXANBXCXXXXDX	134G8018	Buy on EAN
VLT® AutomationDrive FC 300 1.1 KW / 1.5 HP, 380 - 500 VAC, IP20 / Chassis, RFI Class A1/B (C1), Brake chopper Further options according to typecode	131F7179	Buy on EAN
VLT® HVAC Drive FC 102 1.5 KW / 2.0 HP, 380 - 480 VAC, No brake chopper, IP20 / Chassis, RFI Class A1/B (C1), No A Option, No B Option, Not coated PCB, No Mains Option FC-102P1K5T4E20H1XGXXXXXXXAXBKXXXXDX	131B4217	Buy on EAN
VLT® AutomationDrive FC 300 200 KW / 300 HP, 380 - 500 VAC, IP21 / Type 1, RFI class A1 (C2), No brake chopper Further options according to typecode	131B5940	Buy on EAN

VLT® AQUA Drive FC 200 30 KW / 40 HP, 380 - 480 VAC, IP20 / Chassis, RFI Class A1/B (cable len)(C1), No brake chopper FC-202P30KT4E20H3XGXXXXSXXXXAXBXCXXXXDX	131H3043	Buy on EAN
VLT® HVAC Drive FC 102 30 KW / 40 HP, 380 - 480 VAC, No brake chopper, IP20 / Chassis, RFI Class A1/B (C1), No A Option, No B Option, Not coated PCB, No Mains Option FC-102P30KT4E20H1XGXXXXSXXXXAXBXCXXXXDX	131B5945	Buy on EAN
VLT® AQUA Drive FC 200 37 KW / 50 HP, 380 - 480 VAC, IP20 / Chassis, RFI Class A1/B (cable len)(C1), No brake chopper FC-202P37KT4E20H3XGXXXXSXXXXAXBXCXXXXDX	131H3048	Buy on EAN
VLT® AutomationDrive FC 300 15 KW / 20 HP, 380 - 500 VAC, IP21 / Type 1, RFI Class A1/B (C1), Brake chopper Further options according to typecode	131F7191	Buy on EAN
VLT® AutomationDrive FC 300 4.0 KW / 5.5 HP, 380 - 480 VAC, IP20 / Chassis, RFI Class A2 (C3), No brake chopper Further options according to typecode	131B0725	Buy on EAN
VLT® AQUA Drive FC 200 75 KW / 100 HP, 380 - 480 VAC, IP20 / Chassis, RFI Class A2 (C3), No brake chopper FC-202P75KT4E20H2XGXXXXSXXXXAXBXCXXXXDX	131H9595	Buy on EAN
VLT® AQUA Drive FC 200 2.2 KW / 3.0 HP, 380 - 480 VAC, IP55 / Type 12 A4 Frame, RFI Class A1/B (C1), No brake chopper FC-202P2K2T4Z55H1XGXXXXSXXXXAXBXCXXXXDX	131U1495	Buy on EAN
VLT® AutomationDrive FC 300 15 KW / 20 HP, 200 - 240 VAC, IP20 / Chassis, RFI Class A2 (C3), No brake chopper Further options according to typecode	131H4559	Buy on EAN
VLT® AutomationDrive FC 300 4.0 KW / 5.5 HP, 380 - 500 VAC, IP20 / Chassis, RFI Class A1/B (C1), Brake chopper Further options according to typecode	131B0485	Buy on EAN
VLT® HVAC Drive FC 102 22 KW / 30 HP, 380 - 480 VAC, No brake chopper, IP20 / Chassis, RFI Class A2 (C3), PROFIBUS DP MCA 101, No B Option, Not coated PCB, No Mains Option FC-102P22KT4E20H2XGXXXXSXXXXA0BXCXXXXD0	131U9208	Buy on EAN
VLT® AutomationDrive FC 300 2.2 KW / 3.0 HP, 380 - 480 VAC, IP20 / Chassis, RFI Class A1/B (C1), No brake chopper Further options according to typecode	131B1439	Buy on EAN
VLT® AQUA Drive FC 200 75 KW / 100 HP, 380 - 480 VAC, IP20 / Chassis, RFI Class A2 (C3), No brake chopper FC-202P75KT4E20H2XXXXXSXXXXAXBXCXXXXDX	131F3071	Buy on EAN
VLT® AutomationDrive FC 300 15 KW / 20 HP, 380 - 480 VAC, IP21 / Type 1, RFI Class A2 (C3), Brake chopper Further options according to typecode	131B3675	Buy on EAN
VLT® AutomationDrive FC 300 15 KW / 20 HP, 380 - 480 VAC, IP55 / Type 12, RFI Class A1/B (C1), No brake chopper Further options according to typecode	131B3677	Buy on EAN
VLT® AutomationDrive FC 300 15 KW / 20 HP, 380 - 480 VAC, IP21 / Type 1, RFI Class A2 (C3), No brake chopper Further options according to typecode	131B3673	Buy on EAN

VLT® AQUA Drive FC 200 2.2 KW / 3.0 HP, 200 - 240 VAC, IP20 / Chassis, RFI Class A2 (C3), No brake chopper FC-202P2K2T2E20H2XGXXXXXXXAXBXXXXDX	131B9180	Buy on EAN
VLT® AQUA Drive FC 200 0.75 KW / 1.0 HP, 380 - 480 VAC, IP20 / Chassis, RFI Class A2 (C3), No brake chopper FC-202PK75T4E20H2XGXXXXXXXALBXXXXDX	134H9854	Buy on EAN
VLT® AutomationDrive FC 300 1.5 KW / 2.0 HP, 380 - 500 VAC, IP20 / Chassis, RFI Class A2 (C3), No brake chopper Further options according to typecode	131B3106	Buy on EAN
VLT® HVAC Drive FC 102 7.5 KW / 10 HP, 380 - 480 VAC, Safe Stop, IP20 / Chassis, RFI Class A1/B (C1), PROFINET MCA 120, No B Option, Not coated PCB, No Mains Option FC-102P7K5T4E20H1TGXXXXXXXALBXXXXDX	134F4550	Buy on EAN
VLT® AutomationDrive FC 300 0.75 KW / 1.0 HP, 380 - 500 VAC, IP20 / Chassis, RFI Class A1/B (C1), Brake chopper Further options according to typecode	131B0479	Buy on EAN
VLT® HVAC Drive FC 102 7.5 KW / 10 HP, 380 - 480 VAC, No brake chopper, IP20 / Chassis, RFI Class A1/B (C1), No A Option, No B Option, Not coated PCB, No Mains Option FC-102P7K5T4E20H1XNXXXXXXXAXBXXXXDX	131B5595	Buy on EAN
VLT® AutomationDrive FC 300 15 KW / 20 HP, 380 - 500 VAC, IP66 / NEMA 4X, RFI Class A1/B (C1), No brake chopper Further options according to typecode	131B7333	Buy on EAN
VLT® AutomationDrive FC 300 11 KW / 15 HP, 380 - 480 VAC, IP20 / Chassis, RFI Class A1/B (C1), No brake chopper Further options according to typecode	131F6593	Buy on EAN
VLT® AQUA Drive FC 200 11 KW / 15 HP, 200 - 240 VAC, IP20 / Chassis, RFI Class A1/B (C1), No brake chopper FC-202P11KT2E20H1XNXXXXXXXAXBXXXXDX	134G5503	Buy on EAN
VLT® AutomationDrive FC 300 0.75 KW / 1.0 HP, 380 - 480 VAC, IP20 / Chassis A1 Frame, RFI Class A2 (C3), No brake chopper Further options according to typecode	131B2707	Buy on EAN
VLT® AQUA Drive FC 200 4.0 KW / 5.5 HP, 380 - 480 VAC, IP20 / Chassis, RFI Class A2 (C3), Safe Stop FC-202P4K0T4E20H2TXXXXXXXALBXXXXDX	134L8319	Buy on EAN
VLT® AQUA Drive FC 200 75 KW / 100 HP, 380 - 480 VAC, IP20 / Chassis, RFI Class A1/B (C1), No brake chopper FC-202P75KT4E20H1XGXXXXXXXAXBYXXXXDX	131H8733	Buy on EAN
VLT® AutomationDrive FC 300 4.0 KW / 5.5 HP, 380 - 500 VAC, IP20 / Chassis, RFI Class A1/B (C1), Brake chopper Further options according to typecode	131F7188	Buy on EAN
VLT® AutomationDrive FC 300 1.5 KW / 2.0 HP, 380 - 480 VAC, IP20 / Chassis, RFI Class A1/B (C1), Brake chopper Further options according to typecode	131B1409	Buy on EAN
VLT® HVAC Drive FC 102 37 KW / 50 HP, 380 - 480 VAC, No brake chopper, IP20 / Chassis, RFI Class A1/B (cable len)(C1), No A Option, No B Option, Not coated PCB, No Mains Option FC-102P37KT4E20H3XGXXXXXXXAXBXXXXDX	131F9931	Buy on EAN
VLT® AutomationDrive FC 300 7.5 KW / 10 HP, 380 - 500 VAC, IP20 / Chassis, RFI Class A1/B (C1), Brake chopper Further options according to typecode	131B0477	Buy on EAN

VLT® HVAC Drive FC 102 45 KW / 60 HP, 380 - 480 VAC, No brake chopper, IP20 / Chassis, RFI Class A1/B (cable len)(C1), No A Option, No B Option, Not coated PCB, No Mains Option FC-102P45KT4E20H3XGXXXXSXXXXAXBXCXXXXDX	131F9936	Buy on EAN
VLT® AutomationDrive FC 300 75 KW / 100 HP, 380 - 500 VAC, IP20 / Chassis, RFI Class A2 (C3), No brake chopper Further options according to typecode	131H2641	Buy on EAN
VLT® HVAC Drive FC 102 2.2 KW / 3.0 HP, 380 - 480 VAC, Safe Stop, IP20 / Chassis, RFI Class A1/B (C1), No A Option, No B Option, Not coated PCB, No Mains Option FC-102P2K2T4E20H1TXXXXXSXXXXAXBXCXXXXDX	131G3279	Buy on EAN
VLT® AutomationDrive FC 300 5.5 KW / 7.5 HP, 380 - 480 VAC, IP20 / Chassis, RFI Class A1/B (C1), No brake chopper Further options according to typecode	131B7552	Buy on EAN
VLT® HVAC Drive FC 102 75 KW / 100 HP, 380 - 480 VAC, No brake chopper, IP20 / Chassis, RFI Class A2 (C3), No A Option, No B Option, Coated PCB, No Mains Option FC-102P75KT4E20H2XGCXXXSXXXXAXBXCXXXXDX	131H3267	Buy on EAN
VLT® AutomationDrive FC 300 0.37 KW / 0.50 HP, 380 - 500 VAC, IP20 / Chassis, RFI Class A2 (C3), No brake chopper Further options according to typecode	131B7824	Buy on EAN
VLT® AutomationDrive FC 300 75 KW / 100 HP, 380 - 500 VAC, IP20 / Chassis, RFI Class A2 (C3), No brake chopper Further options according to typecode	131H2243	Buy on EAN
VLT® AQUA Drive FC 200 2.2 KW / 3.0 HP, 380 - 480 VAC, IP20 / Chassis, RFI Class A2 (C3), No brake chopper FC-202P2K2T4E20H2XXXXXSXXXXAXBXCXXXXDX	131B8902	Buy on EAN
VLT® AQUA Drive FC 200 2.2 KW / 3.0 HP, 380 - 480 VAC, IP20 / Chassis, RFI Class A1/B (C1), No brake chopper FC-202P2K2T4E20H1XGXXXXSXXXXAXBXCXXXXDX	131B8906	Buy on EAN
VLT® AutomationDrive FC 300 1.5 KW / 2.0 HP, 380 - 500 VAC, IP20 / Chassis, RFI Class A1/B (C1), Brake chopper Further options according to typecode	131F7180	Buy on EAN
VLT® AQUA Drive FC 200 18.5 KW / 25 HP, 380 - 480 VAC, IP20 / Chassis, RFI Class A1/B (C1), No brake chopper FC-202P18KT4E20H1XGCXXXSXXXXAXBXCXXXXDX	131F6647	Buy on EAN
VLT® AutomationDrive FC 300 55 KW / 75 HP, 380 - 500 VAC, IP21 / Type 1, RFI Class A2 (C3), No brake chopper Further options according to typecode	131B8760	Buy on EAN
VLT® AQUA Drive FC 200 15 KW / 20 HP, 380 - 480 VAC, IP20 / Chassis, RFI Class A1/B (C1), No brake chopper FC-202P15KT4E20H1XGXXXXSXXXXAXBXCXXXXDX	131F6644	Buy on EAN
VLT® AQUA Drive FC 200 15 KW / 20 HP, 380 - 480 VAC, IP20 / Chassis, RFI Class A1/B (C1), No brake chopper FC-202P15KT4E20H1XGCXXXSXXXXAXBXCXXXXDX	131F6643	Buy on EAN
VLT® AutomationDrive FC 300 0.37 KW / 0.50 HP, 380 - 480 VAC, IP20 / Chassis, RFI Class A1/B (C1), No brake chopper Further options according to typecode	131B1418	Buy on EAN
VLT® AutomationDrive FC 300 3.0 KW / 4.0 HP, 380 - 500 VAC, IP20 / Chassis, RFI Class A1/B (C1), Brake chopper Further options according to typecode	131F7184	Buy on EAN

VLT® AutomationDrive FC 300 4.0 KW / 5.5 HP, 380 - 500 VAC, IP55 / Type 12, RFI Class A1/B (C1), Brake chopper Further options according to typecode	131B1412	Buy on EAN
VLT® AQUA Drive FC 200 18.5 KW / 25 HP, 380 - 480 VAC, IP20 / Chassis, RFI Class A1/B (C1), No brake chopper FC-202P18KT4E20H1XGXXXXSXXXXAXBXXXXDX	131F6648	Buy on EAN
VLT® AutomationDrive FC 300 45 KW / 60 HP, 380 - 500 VAC, IP55 / Type 12, RFI Class A1/B (C1), Brake chopper Further options according to typecode	131B6802	Buy on EAN
VLT® AutomationDrive FC 300 0.75 KW / 1.0 HP, 380 - 500 VAC, IP20 / Chassis, RFI Class A2 (C3), No brake chopper Further options according to typecode	131B4920	Buy on EAN
VLT® AQUA Drive FC 200 1.1 KW / 1.5 HP, 200 - 240 VAC, IP20 / Chassis, RFI Class A2 (C3), No brake chopper FC-202P1K1T2E20H2XGXXXXSXXXXAXBXXXXDX	131B9160	Buy on EAN
VLT® HVAC Drive FC 102 15 KW / 20 HP, 380 - 480 VAC, Safe Stop, IP20 / Chassis, RFI Class A2 (C3), PROFIBUS DP MCA 101, No B Option, Not coated PCB, No Mains Option FC-102P15KT4E20H2TGXXXXSXXXXA0BXXXXDX	131N2676	Buy on EAN
VLT® HVAC Drive FC 102 3.0 KW / 4.0 HP, 380 - 480 VAC, Safe Stop, IP20 / Chassis, RFI Class A2 (C3), PROFIBUS DP MCA 101, No B Option, Not coated PCB, No Mains Option FC-102P3K0T4E20H2TGXXXXSXXXXA0BXXXXDX	131N2674	Buy on EAN
VLT® AutomationDrive FC 300 315 KW / 450 HP, 380 - 500 VAC, IP54 / Type 12, RFI Class A2 (C3), No brake chopper Further options according to typecode	131G3678	Buy on EAN
VLT® HVAC Drive FC 102 37 KW / 50 HP, 380 - 480 VAC, No brake chopper, IP20 / Chassis, RFI Class A1/B (cable len)(C1), PROFIBUS DP MCA 101, No B Option, Not coated PCB, No Mains Option FC-102P37KT4E20H3XGXXXXSXXXXA0BXXXXDX	131H4607	Buy on EAN
VLT® AutomationDrive FC 300 22 KW / 30 HP, 380 - 500 VAC, IP66 / NEMA 4X, RFI Class A1/B (C1), No brake chopper Further options according to typecode	131B7343	Buy on EAN
VLT® HVAC Drive FC 102 37 KW / 50 HP, 200 - 240 VAC, No brake chopper, IP20 / Chassis, RFI Class A1/B (C1), No A Option, No B Option, Not coated PCB, No Mains Option FC-102P37KT2E20H1XGXXXXSXXXXAXBXXXXDX	131H3795	Buy on EAN
VLT® HVAC Drive FC 102 11 KW / 15 HP, 380 - 480 VAC, No brake chopper, IP20 / Chassis, RFI Class A1/B (C1), PROFIBUS DP MCA 101, No B Option, Not coated PCB, No Mains Option FC-102P11KT4E20H1XXXXXSXXXXA0BXXXXDX	131H2735	Buy on EAN
VLT® AutomationDrive FC 300 22 KW / 30 HP, 380 - 500 VAC, IP55 / Type 12, RFI Class A1/B (C1), Brake chopper Further options according to typecode	131B1523	Buy on EAN
VLT® AutomationDrive FC 300 22 KW / 30 HP, 380 - 500 VAC, IP21 / Type 1, RFI Class A2 (C3), Brake chopper Further options according to typecode	131B1527	Buy on EAN
VLT® AutomationDrive FC 300 4.0 KW / 5.5 HP, 380 - 500 VAC, IP20 / Chassis, RFI Class A2 (C3), Brake chopper Further options according to typecode	131B0090	Buy on EAN

VLT® AutomationDrive FC 300 0.37 KW / 0.50 HP, 200 - 240 VAC, IP20 / Chassis, RFI Class A1/B (C1), No brake chopper Further options according to typecode	131X7902	Buy on EAN
VLT® AutomationDrive FC 300 0.75 KW / 1.0 HP, 380 - 480 VAC, IP20 / Chassis, RFI Class A2 (C3), No brake chopper Further options according to typecode	131B5571	Buy on EAN
VLT® AutomationDrive FC 300 0.37 KW / 0.50 HP, 200 - 240 VAC, IP20 / Chassis, RFI Class A2 (C3), No brake chopper Further options according to typecode	131B0298	Buy on EAN
VLT® HVAC Drive FC 102 11 KW / 15 HP, 380 - 480 VAC, Safe Stop, IP20 / Chassis, RFI Class A1/B (C1), PROFIBUS DP MCA 101, No B Option, Not coated PCB, No Mains Option FC-102P11KT4E20H1TGXXXXSXXXXA0BXCXXXXD0	131G9300	Buy on EAN
VLT® AutomationDrive FC 300 110 KW / 150 HP, 380 - 500 VAC, IP21 / Type 1, RFI Class A2 (C3), No brake chopper Further options according to typecode	131H6898	Buy on EAN
VLT® HVAC Drive FC 102 30 KW / 40 HP, 380 - 480 VAC, No brake chopper, IP20 / Chassis, RFI Class A1/B (cable len)(C1), PROFIBUS DP MCA 101, No B Option, Not coated PCB, No Mains Option FC-102P30KT4E20H3XGXXXXSXXXXA0BXCXXXXDX	131H6878	Buy on EAN
VLT® AutomationDrive FC 300 15 KW / 20 HP, 380 - 500 VAC, IP55 / Type 12, RFI Class A2 (C3), No brake chopper Further options according to typecode	131B1788	Buy on EAN
VLT® AutomationDrive FC 300 0.55 KW / 0.75 HP, 200 - 240 VAC, IP20 / Chassis, RFI Class A1/B (C1), No brake chopper Further options according to typecode	131B1079	Buy on EAN
VLT® AutomationDrive FC 300 0.55 KW / 0.75 HP, 380 - 480 VAC, IP20 / Chassis A1 Frame, RFI Class A1/B (cable len)(C1), Safe Stop Further options according to typecode	131B5081	Buy on EAN
VLT® AutomationDrive FC 300 0.75 KW / 1.0 HP, 380 - 480 VAC, IP20 / Chassis A1 Frame, RFI Class A1/B (cable len)(C1), Safe Stop Further options according to typecode	131B5082	Buy on EAN
VLT® AutomationDrive FC 300 15 KW / 20 HP, 380 - 480 VAC, IP66 / NEMA 4X, RFI Class A1/B (C1), No brake chopper Further options according to typecode	131B5314	Buy on EAN
VLT® AutomationDrive FC 300 18.5 KW / 25 HP, 380 - 480 VAC, IP66 / NEMA 4X, RFI Class A1/B (C1), No brake chopper Further options according to typecode	131B5315	Buy on EAN
VLT® AutomationDrive FC 300 22 KW / 30 HP, 380 - 480 VAC, IP66 / NEMA 4X, RFI Class A1/B (C1), No brake chopper Further options according to typecode	131B5316	Buy on EAN
VLT® AutomationDrive FC 300 30 KW / 40 HP, 380 - 480 VAC, IP66 / NEMA 4X, RFI Class A1/B (C1), No brake chopper Further options according to typecode	131B5317	Buy on EAN
VLT® AutomationDrive FC 300 4.0 KW / 5.5 HP, 380 - 480 VAC, IP66 / NEMA 4X, RFI Class A1/B (C1), No brake chopper Further options according to typecode	131B5312	Buy on EAN
VLT® AutomationDrive FC 300 2.2 KW / 3.0 HP, 200 - 240 VAC, IP20 / Chassis, RFI Class A2 (C3), No brake chopper Further options according to typecode	131B0233	Buy on EAN

VLT® AutomationDrive FC 300 5.5 KW / 7.5 HP, 380 - 500 VAC, IP20 / Chassis, RFI Class A1/B (C1), Brake chopper Further options according to typecode	131B1324	Buy on EAN
VLT® AQUA Drive FC 200 30 KW / 40 HP, 380 - 480 VAC, IP20 / Chassis, RFI Class A2 (C3), No brake chopper FC-202P30KT4E20H2XGXXXXSXXXXAXBXCX5XXDX	131L1658	Buy on EAN
VLT® AutomationDrive FC 300 15 KW / 20 HP, 380 - 480 VAC, IP20 / Chassis, RFI Class A2 (C3), No brake chopper Further options according to typecode	131H0090	Buy on EAN
VLT® AutomationDrive FC 300 22 KW / 30 HP, 380 - 500 VAC, IP21 / Type 1, RFI Class A1/B (C1), Brake chopper Further options according to typecode	131B1522	Buy on EAN
VLT® AQUA Drive FC 200 11 KW / 15 HP, 380 - 480 VAC, IP20 / Chassis, RFI Class A2 (C3), Safe Stop FC-202P11KT4E20H2TGXXXXSXXXXAXBXCXXXXDX	131N0635	Buy on EAN
VLT® HVAC Drive FC 102 18.5 KW / 25 HP, 380 - 480 VAC, No brake chopper, IP20 / Chassis, RFI Class A1/B (C1), PROFIBUS DP MCA 101, No B Option, Not coated PCB, No Mains Option FC-102P18KT4E20H1XXXXXSXXXXA0BXCXXXXDX	131H2815	Buy on EAN
VLT® HVAC Drive FC 102 45 KW / 60 HP, 200 - 240 VAC, No brake chopper, IP20 / Chassis, RFI Class A1/B (C1), LonWorks MCA 108, No B Option, Coated PCB, No Mains Option FC-102P45KT2E20H1XGCXXXSXXXXAGBXCXXXXDX	131Z0054	Buy on EAN
VLT® HVAC Drive FC 102 55 KW / 75 HP, 380 - 480 VAC, No brake chopper, IP20 / Chassis, RFI Class A1/B (C1), No A Option, No B Option, Not coated PCB, No Mains Option FC-102P55KT4E20H1XGXXXXSXXXXAXBXCXXXXDX	131F0341	Buy on EAN
VLT® HVAC Drive FC 102 75 KW / 100 HP, 380 - 480 VAC, No brake chopper, IP20 / Chassis, RFI Class A1/B (C1), No A Option, No B Option, Not coated PCB, No Mains Option FC-102P75KT4E20H1XGXXXXSXXXXAXBXCXXXXDX	131F0342	Buy on EAN
VLT® HVAC Drive FC 102 90 KW / 125 HP, 380 - 480 VAC, No brake chopper, IP20 / Chassis, RFI Class A1/B (C1), No A Option, No B Option, Not coated PCB, No Mains Option FC-102P90KT4E20H1XGXXXXSXXXXAXBXCXXXXDX	131F0343	Buy on EAN
VLT® HVAC Drive FC 102 18.5 KW / 25 HP, 200 - 240 VAC, No brake chopper, IP20 / Chassis, RFI Class A1/B (C1), LonWorks MCA 108, No B Option, Coated PCB, No Mains Option FC-102P18KT2E20H1XGCXXXSXXXXAGBXCXXXXDX	131Z0053	Buy on EAN
VLT® AutomationDrive FC 300 5.5 KW / 7.5 HP, 380 - 500 VAC, IP20 / Chassis, RFI Class A1/B (C1), Brake chopper Further options according to typecode	131B0121	Buy on EAN
VLT® AutomationDrive FC 300 3.7 KW / 5.0 HP, 200 - 240 VAC, IP20 / Chassis, RFI Class A1/B (C1), Brake chopper Further options according to typecode	131B0697	Buy on EAN
VLT® AutomationDrive FC 300 90 KW / 125 HP, 380 - 500 VAC, IP54 / Type 12, RFI class A1 (C2), No brake chopper Further options according to typecode	131F1965	Buy on EAN
VLT® AQUA Drive FC 200 18.5 KW / 25 HP, 380 - 480 VAC, IP20 / Chassis, RFI Class A2 (C3), Safe Stop FC-202P18KT4E20H2TGXXXXSXXXXA0BXCXXXXDX	131U1008	Buy on EAN

VLT® AQUA Drive FC 200 18.5 KW / 25 HP, 380 - 480 VAC, IP20 / Chassis, RFI Class A2 (C3), Safe Stop FC-202P18KT4E20H2TGXXXXSXXXXA0BYCXXXXDX	131U1007	Buy on EAN
VLT® AutomationDrive FC 300 3.0 KW / 4.0 HP, 380 - 500 VAC, IP66 / NEMA 4X, RFI Class A1/B (C1), No brake chopper Further options according to typecode	131B7310	Buy on EAN
VLT® AutomationDrive FC 300 110 KW / 150 HP, 380 - 500 VAC, IP21 / Type 1, RFI Class A2 (C3), No brake chopper Further options according to typecode	131F1969	Buy on EAN
VLT® AutomationDrive FC 300 1.5 KW / 2.0 HP, 380 - 480 VAC, IP20 / Chassis, RFI Class A2 (C3), No brake chopper Further options according to typecode	131B4330	Buy on EAN
VLT® HVAC Drive FC 102 30 KW / 40 HP, 200 - 240 VAC, No brake chopper, IP20 / Chassis, RFI Class A1/B (C1), No A Option, No B Option, Not coated PCB, Loadsharing FC-102P30KT2E20H1XGXDXXSXXXXAXBXXXXDX	134H3039	Buy on EAN
VLT® AQUA Drive FC 200 45 KW / 60 HP, 380 - 480 VAC, IP20 / Chassis, RFI Class A2 (C3), No brake chopper FC-202P45KT4E20H2XGXXXXSXXXXA4BXCXXXXDX	131G1643	Buy on EAN
VLT® AutomationDrive FC 300 22 KW / 30 HP, 380 - 480 VAC, IP21 / Type 1, RFI Class A2 (C3), Brake chopper Further options according to typecode	131B3716	Buy on EAN
VLT® AQUA Drive FC 200 2.2 KW / 3.0 HP, 380 - 480 VAC, IP20 / Chassis, RFI Class A1/B (C1), No brake chopper FC-202P2K2T4E20H1XGXXXXSXXXXAXBXXXXDX	131F3954	Buy on EAN
VLT® AutomationDrive FC 300 3.0 KW / 4.0 HP, 380 - 480 VAC, IP20 / Chassis, RFI Class A2 (C3), No brake chopper Further options according to typecode	131B0721	Buy on EAN
VLT® AQUA Drive FC 200 1.5 KW / 2.0 HP, 200 - 240 VAC, IP20 / Chassis, RFI Class A2 (C3), No brake chopper FC-202P1K5T2E20H2XGXXXXSXXXXAXBXXXXDX	131F0657	Buy on EAN
VLT® AutomationDrive FC 300 0.55 KW / 0.75 HP, 380 - 480 VAC, IP20 / Chassis, RFI Class A2 (C3), No brake chopper Further options according to typecode	131B0902	Buy on EAN
VLT® AutomationDrive FC 300 0.55 KW / 0.75 HP, 380 - 480 VAC, IP20 / Chassis, RFI Class A2 (C3), No brake chopper Further options according to typecode	131B0901	Buy on EAN
VLT® AQUA Drive FC 200 18.5 KW / 25 HP, 200 - 240 VAC, IP20 / Chassis, RFI Class A1/B (C1), No brake chopper FC-202P18KT2E20H1XGXXXXSXXXXAXBXXXXDX	131H6820	Buy on EAN
VLT® AQUA Drive FC 200 18.5 KW / 25 HP, 380 - 480 VAC, IP20 / Chassis, RFI Class A2 (C3), No brake chopper FC-202P18KT4E20H2XGXXXXSXXXXAXBXXXXDX	131H7801	Buy on EAN
VLT® AQUA Drive FC 200 1.5 KW / 2.0 HP, 200 - 240 VAC, IP20 / Chassis, RFI Class A1/B (cable len)(C1), No brake chopper FC-202P1K5T2E20H3XGXXXXSXXXXAXBXXXXDX	131F0655	Buy on EAN
VLT® AutomationDrive FC 300 11 KW / 15 HP, 380 - 480 VAC, IP20 / Chassis, RFI Class A1/B (C1), No brake chopper Further options according to typecode	131H0074	Buy on EAN

VLT® AQUA Drive FC 200 7.5 KW / 10 HP, 380 - 480 VAC, IP20 / Chassis, RFI Class A2 (C3), No brake chopper FC-202P7K5T4E20H2XGXXXXXXXA4BXCXXXXDX	131G1394	Buy on EAN
VLT® AQUA Drive FC 200 7.5 KW / 10 HP, 380 - 480 VAC, IP20 / Chassis, RFI Class A2 (C3), No brake chopper FC-202P7K5T4E20H2XGXXXXXXXA0BYCXXXXDX	131G1391	Buy on EAN
VLT® AQUA Drive FC 200 18.5 KW / 25 HP, 380 - 480 VAC, IP20 / Chassis, RFI Class A2 (C3), No brake chopper FC-202P18KT4E20H2XNXXXXXXXA4BXCXXXXDX	131G1461	Buy on EAN
VLT® HVAC Drive FC 102 4.0 KW / 5.5 HP, 380 - 480 VAC, No brake chopper, IP20 / Chassis, RFI Class A1/B (C1), No A Option, No B Option, Not coated PCB, No Mains Option FC-102P4K0T4E20H1XGXXXXXXXAXBXXXXDX	131B3489	Buy on EAN
VLT® AutomationDrive FC 300 5.5 KW / 7.5 HP, 380 - 480 VAC, IP20 / Chassis, RFI Class A1/B (C1), No brake chopper Further options according to typecode	131B1247	Buy on EAN
VLT® HVAC Drive FC 102 1.1 KW / 1.5 HP, 380 - 480 VAC, No brake chopper, IP20 / Chassis, RFI Class A2 (C3), No A Option, No B Option, Not coated PCB, No Mains Option FC-102P1K1T4E20H2XNXXXXXXXAXBXXXXDX	131B9624	Buy on EAN
VLT® AutomationDrive FC 300 55 KW / 75 HP, 380 - 500 VAC, IP21 / Type 1, RFI Class A1/B (C1), No brake chopper Further options according to typecode	131B4581	Buy on EAN
VLT® AutomationDrive FC 300 11 KW / 15 HP, 380 - 480 VAC, IP55 / Type 12, RFI Class A2 (C3), No brake chopper Further options according to typecode	131B3663	Buy on EAN
VLT® AQUA Drive FC 200 15 KW / 20 HP, 380 - 480 VAC, IP20 / Chassis, RFI Class A2 (C3), No brake chopper FC-202P15KT4E20H2XXXXXXXAXBXXXXDX	131F3062	Buy on EAN
VLT® AQUA Drive FC 200 5.5 KW / 7.5 HP, 380 - 480 VAC, IP20 / Chassis, RFI Class A2 (C3), No brake chopper FC-202P5K5T4E20H2XNXXXXXXXA4BXCXXXXDX	131G1341	Buy on EAN
VLT® AutomationDrive FC 300 0.25 KW / 0.33 HP, 200 - 240 VAC, IP20 / Chassis, RFI Class A2 (C3), No brake chopper Further options according to typecode	131B0552	Buy on EAN
VLT® AQUA Drive FC 200 2.2 KW / 3.0 HP, 380 - 480 VAC, IP20 / Chassis, RFI Class A2 (C3), No brake chopper FC-202P2K2T4E20H2XXXXXXXAXBXXXXDX	131G1264	Buy on EAN
VLT® AQUA Drive FC 200 3.0 KW / 4.0 HP, 200 - 240 VAC, IP20 / Chassis, RFI Class A2 (C3), No brake chopper FC-202P3K0T2E20H2XGXXXXXXXAXBXXXXDX	131B9190	Buy on EAN
VLT® AutomationDrive FC 300 30 KW / 40 HP, 380 - 500 VAC, IP55 / Type 12, RFI Class A1/B (C1), No brake chopper Further options according to typecode	131B9198	Buy on EAN
VLT® AutomationDrive FC 300 30 KW / 40 HP, 200 - 240 VAC, IP20 / Chassis, RFI Class A2 (C3), No brake chopper Further options according to typecode	131H4488	Buy on EAN
VLT® HVAC Drive FC 102 11 KW / 15 HP, 380 - 480 VAC, No brake chopper, IP20 / Chassis, RFI Class A1/B (cable len)(C1), No A Option, No B Option, Not coated PCB, No Mains Option FC-102P11KT4E20H3XGXXXXXXXAXBXXXXDX	131F8307	Buy on EAN

VLT® AutomationDrive FC 300 11 KW / 15 HP, 380 - 500 VAC, IP20 / Chassis, RFI Class A1/B (C1), No brake chopper Further options according to typecode	131F7527	Buy on EAN
VLT® AutomationDrive FC 300 22 KW / 30 HP, 380 - 500 VAC, IP20 / Chassis, RFI Class A1/B (C1), Brake chopper Further options according to typecode	131H3493	Buy on EAN
VLT® HVAC Drive FC 102 4.0 KW / 5.5 HP, 380 - 480 VAC, Safe Stop, IP20 / Chassis, RFI Class A1/B (C1), PROFIBUS DP MCA 101, No B Option, Not coated PCB, No Mains Option FC-102P4K0T4E20H1TGXXXXXXXA0BXCXXXXDX	131H8606	Buy on EAN
VLT® AutomationDrive FC 300 22 KW / 30 HP, 380 - 500 VAC, IP20 / Chassis, RFI Class A1/B (C1), No brake chopper Further options according to typecode	131H3495	Buy on EAN
VLT® AutomationDrive FC 300 30 KW / 40 HP, 380 - 500 VAC, IP20 / Chassis, RFI Class A1/B (C1), Brake chopper Further options according to typecode	131H3494	Buy on EAN
VLT® AQUA Drive FC 200 3.0 KW / 4.0 HP, 380 - 480 VAC, IP20 / Chassis, RFI Class A1/B (C1), No brake chopper FC-202P3K0T4E20H1XGXXXXXXXA0BXCXXXXDX	131F5691	Buy on EAN
VLT® AutomationDrive FC 300 75 KW / 100 HP, 380 - 480 VAC, IP20 / Chassis, RFI Class A2 (C3), No brake chopper Further options according to typecode	131H2653	Buy on EAN
VLT® AQUA Drive FC 200 18.5 KW / 25 HP, 380 - 480 VAC, IP20 / Chassis, RFI Class A2 (C3), No brake chopper FC-202P18KT4E20H2XGXXXXXXXA0BYCXXXXDX	131G1463	Buy on EAN
VLT® AutomationDrive FC 300 7.5 KW / 10 HP, 200 - 240 VAC, IP20 / Chassis, RFI Class A1/B (C1), No brake chopper Further options according to typecode	131H3498	Buy on EAN
VLT® HVAC Drive FC 102 1.1 KW / 1.5 HP, 380 - 480 VAC, No brake chopper, IP20 / Chassis, RFI Class A1/B (C1), PROFIBUS DP MCA 101, No B Option, Not coated PCB, No Mains Option FC-102P1K1T4E20H1XGXXXXXXXA0BXCXXXXDX	131B8578	Buy on EAN
VLT® HVAC Drive FC 102 7.5 KW / 10 HP, 380 - 480 VAC, Safe Stop, IP20 / Chassis, RFI Class A1/B (C1), PROFIBUS DP MCA 101, No B Option, Not coated PCB, No Mains Option FC-102P7K5T4E20H1TGXXXXXXXA0BXCXXXXDX	131H8605	Buy on EAN
VLT® AutomationDrive FC 300 4.0 KW / 5.5 HP, 380 - 500 VAC, IP20 / Chassis, RFI Class A1/B (C1), Brake chopper Further options according to typecode	131F7946	Buy on EAN
VLT® AQUA Drive FC 200 1.5 KW / 2.0 HP, 380 - 480 VAC, IP20 / Chassis, RFI Class A2 (C3), No brake chopper FC-202P1K5T4E20H2XGXXXXXXXALBXCXXXXDX	134L3919	Buy on EAN
VLT® AutomationDrive FC 300 11 KW / 15 HP, 380 - 480 VAC, IP20 / Chassis, RFI Class A1/B (C1), No brake chopper Further options according to typecode	131F8410	Buy on EAN
VLT® AutomationDrive FC 300 90 KW / 125 HP, 380 - 500 VAC, IP21 / Type 1, RFI Class A2 (C3), No brake chopper Further options according to typecode	131B6826	Buy on EAN
VLT® AQUA Drive FC 200 7.5 KW / 10 HP, 380 - 480 VAC, IP20 / Chassis, RFI Class A1/B (C1), No brake chopper FC-202P7K5T4E20H1XXXXXXXAXBXCXXXXDX	131F5474	Buy on EAN

VLT® HVAC Drive FC 102 1.1 KW / 1.5 HP, 380 - 480 VAC, No brake chopper, IP20 / Chassis, RFI Class A2 (C3), No A Option, MCB-109 I/O, RTC Back-up, Not coated PCB, No Mains Option FC-102P1K1T4E20H2XGXXXXSXXXXAXB0CXXXXDX	131G2869	Buy on EAN
VLT® AQUA Drive FC 200 55 KW / 75 HP, 380 - 480 VAC, IP20 / Chassis, RFI Class A1/B (C1), No brake chopper FC-202P55KT4E20H1XGCXXXXSXXXXAXBXCXXXXDX	131F6656	Buy on EAN
VLT® AQUA Drive FC 200 55 KW / 75 HP, 380 - 480 VAC, IP20 / Chassis, RFI Class A1/B (C1), No brake chopper FC-202P55KT4E20H1XGXXXXSXXXXAXBXCXXXXDX	131F6657	Buy on EAN
VLT® AQUA Drive FC 200 45 KW / 60 HP, 380 - 480 VAC, IP20 / Chassis, RFI Class A1/B (C1), No brake chopper FC-202P45KT4E20H1XGXXXXSXXXXAXBXCXXXXDX	131F6653	Buy on EAN
VLT® AutomationDrive FC 300 4.0 KW / 5.5 HP, 380 - 480 VAC, IP20 / Chassis, RFI Class A1/B (C1), No brake chopper Further options according to typecode	131B1404	Buy on EAN
VLT® HVAC Drive FC 102 1.1 KW / 1.5 HP, 380 - 480 VAC, No brake chopper, IP20 / Chassis, RFI Class A1/B (C1), No A Option, No B Option, Not coated PCB, No Mains Option FC-102P1K1T4E20H1XXXXXSXXXXAXBXCXXXXDX	131B7526	Buy on EAN
VLT® AutomationDrive FC 300 15 KW / 20 HP, 380 - 500 VAC, IP20 / Chassis, RFI Class A1/B (C1), No brake chopper Further options according to typecode	131F4874	Buy on EAN
VLT® AQUA Drive FC 200 2.2 KW / 3.0 HP, 200 - 240 VAC, IP20 / Chassis, RFI Class A2 (C3), No brake chopper FC-202P2K2T2E20H2XGXXXXSXXXXAXBXCXXXXDX	131B9175	Buy on EAN
VLT® AutomationDrive FC 300 0.37 KW / 0.50 HP, 200 - 240 VAC, IP20 / Chassis, RFI Class A2 (C3), No brake chopper Further options according to typecode	131B1401	Buy on EAN
VLT® AutomationDrive FC 300 0.75 KW / 1.0 HP, 380 - 500 VAC, IP20 / Chassis, RFI Class A1/B (C1), No brake chopper Further options according to typecode	131B0681	Buy on EAN
VLT® HVAC Drive FC 102 22 KW / 30 HP, 380 - 480 VAC, Safe Stop, IP20 / Chassis, RFI Class A1/B (C1), No A Option, No B Option, Not coated PCB, No Mains Option FC-102P22KT4E20H1TGXXXXSXXXXAXBXCXXXXDX	131H4949	Buy on EAN
VLT® AutomationDrive FC 300 22 KW / 30 HP, 380 - 480 VAC, IP66 / NEMA 4X, RFI Class A1/B (C1), No brake chopper Further options according to typecode	131F1020	Buy on EAN
VLT® HVAC Drive FC 102 1.5 KW / 2.0 HP, 380 - 480 VAC, No brake chopper, IP20 / Chassis, RFI Class A1/B (C1), LonWorks MCA 108, No B Option, Not coated PCB, No Mains Option FC-102P1K5T4E20H1XGXXXXSXXXXAGBXCXXXXDX	131B8620	Buy on EAN
VLT® AutomationDrive FC 300 5.5 KW / 7.5 HP, 200 - 240 VAC, IP20 / Chassis, RFI Class A1/B (C1), No brake chopper Further options according to typecode	131F8900	Buy on EAN
VLT® AutomationDrive FC 300 15 KW / 20 HP, 200 - 240 VAC, IP66 / NEMA 4X, RFI Class A1/B (C1), No brake chopper Further options according to typecode	131H1629	Buy on EAN

VLT® AQUA Drive FC 200 15 KW / 20 HP, 380 - 480 VAC, IP20 / Chassis, RFI Class A2 (C3), No brake chopper FC-202P15KT4E20H2XNXXXXXAXBXCXXXXDX	131H0864	Buy on EAN
VLT® AutomationDrive FC 300 4.0 KW / 5.5 HP, 380 - 500 VAC, IP20 / Chassis, RFI Class A1/B (C1), Brake chopper Further options according to typecode	131B0591	Buy on EAN
VLT® AutomationDrive FC 300 3.0 KW / 4.0 HP, 380 - 500 VAC, IP20 / Chassis, RFI Class A1/B (C1), Brake chopper Further options according to typecode	131B0590	Buy on EAN
VLT® AutomationDrive FC 300 7.5 KW / 10 HP, 380 - 500 VAC, IP20 / Chassis, RFI Class A1/B (C1), Brake chopper Further options according to typecode	131B0593	Buy on EAN
VLT® AutomationDrive FC 300 5.5 KW / 7.5 HP, 380 - 500 VAC, IP20 / Chassis, RFI Class A1/B (C1), Brake chopper Further options according to typecode	131B0592	Buy on EAN
VLT® AutomationDrive FC 300 3.0 KW / 4.0 HP, 200 - 240 VAC, IP20 / Chassis, RFI Class A1/B (C1), No brake chopper Further options according to typecode	131B0201	Buy on EAN
VLT® AutomationDrive FC 300 1.5 KW / 2.0 HP, 200 - 240 VAC, IP20 / Chassis, RFI Class A1/B (C1), No brake chopper Further options according to typecode	131B0200	Buy on EAN
VLT® AQUA Drive FC 200 45 KW / 60 HP, 380 - 480 VAC, IP20 / Chassis, RFI Class A2 (C3), Safe Stop FC-202P45KT4E20H2TGXXXXXAXA0BXCXXXXDX	131G6171	Buy on EAN
VLT® AutomationDrive FC 300 1.1 KW / 1.5 HP, 380 - 480 VAC, IP55 / Type 12, RFI Class A2 (C3), No brake chopper Further options according to typecode	131B8027	Buy on EAN
VLT® HVAC Drive FC 102 11 KW / 15 HP, 380 - 480 VAC, No brake chopper, IP20 / Chassis, RFI Class A1/B (C1), No A Option, No B Option, Not coated PCB, No Mains Option FC-102P11KT4E20H1XGXXXXXAXBXCXXXXDX	131F0427	Buy on EAN
VLT® AQUA Drive FC 200 4.0 KW / 5.5 HP, 380 - 480 VAC, IP55 / Type 12 A4 Frame, RFI Class A1/B (C1), No brake chopper FC-202P4K0T4Z55H1XGCXXXXXAXA0BXCXXXXDX	131U3705	Buy on EAN
VLT® AQUA Drive FC 200 0.75 KW / 1.0 HP, 380 - 480 VAC, IP55 / Type 12 A4 Frame, RFI Class A1/B (C1), No brake chopper FC-202PK75T4Z55H1XGCXXXXXAXA0BXCXXXXDX	131U3700	Buy on EAN
VLT® AQUA Drive FC 200 1.1 KW / 1.5 HP, 380 - 480 VAC, IP55 / Type 12 A4 Frame, RFI Class A1/B (C1), No brake chopper FC-202P1K1T4Z55H1XGCXXXXXAXA0BXCXXXXDX	131U3701	Buy on EAN
VLT® AutomationDrive FC 300 2.2 KW / 3.0 HP, 380 - 480 VAC, IP20 / Chassis, RFI Class A2 (C3), No brake chopper Further options according to typecode	131B0972	Buy on EAN
VLT® AutomationDrive FC 300 22 KW / 30 HP, 380 - 500 VAC, IP20 / Chassis, RFI Class A1/B (C1), No brake chopper Further options according to typecode	131H2823	Buy on EAN

VLT® HVAC Drive FC 102 7.5 KW / 10 HP, 380 - 480 VAC, Safe Stop, IP20 / Chassis, RFI Class A1/B (C1), PROFIBUS DP MCA 101, No B Option, Not coated PCB, No Mains Option FC-102P7K5T4E20H1TGXXXXXXXA0BXCXXXXD0	131F9164	Buy on EAN
VLT® AutomationDrive FC 300 45 KW / 60 HP, 380 - 500 VAC, IP20 / Chassis, RFI Class A1/B (C1), Brake chopper Further options according to typecode	131H2825	Buy on EAN
VLT® AutomationDrive FC 300 30 KW / 40 HP, 380 - 480 VAC, IP21 / Type 1, RFI Class A1/B (C1), No brake chopper Further options according to typecode	131B5324	Buy on EAN
VLT® AutomationDrive FC 300 5.5 KW / 7.5 HP, 380 - 480 VAC, IP20 / Chassis, RFI Class A2 (C3), No brake chopper Further options according to typecode	131B0755	Buy on EAN
VLT® AQUA Drive FC 200 15 KW / 20 HP, 380 - 480 VAC, IP20 / Chassis, RFI Class A2 (C3), No brake chopper FC-202P15KT4E20H2XGXXXXXXXA0BXCXXXXDX	131H1590	Buy on EAN
VLT® AutomationDrive FC 300 7.5 KW / 10 HP, 380 - 480 VAC, IP20 / Chassis, RFI Class A1/B (C1), Brake chopper Further options according to typecode	131B5437	Buy on EAN
VLT® AutomationDrive FC 300 0.75 KW / 1.0 HP, 380 - 500 VAC, IP20 / Chassis, RFI Class A1/B (C1), Brake chopper Further options according to typecode	131B0119	Buy on EAN
VLT® AutomationDrive FC 300 7.5 KW / 10 HP, 380 - 480 VAC, IP20 / Chassis, RFI Class A2 (C3), No brake chopper Further options according to typecode	131B0759	Buy on EAN
VLT® AutomationDrive FC 300 132 KW / 200 HP, 380 - 500 VAC, IP54 / Type 12, RFI Class A2 (C3), No brake chopper Further options according to typecode	131F1975	Buy on EAN
VLT® HVAC Drive FC 102 15 KW / 20 HP, 380 - 480 VAC, Safe Stop, IP20 / Chassis, RFI Class A1/B (C1), PROFIBUS DP MCA 101, No B Option, Not coated PCB, No Mains Option FC-102P15KT4E20H1TGXXXXXXXA0BXCXXXXD0	131G9249	Buy on EAN
VLT® AutomationDrive FC 300 30 KW / 40 HP, 380 - 500 VAC, IP21 / Type 1, RFI Class A2 (C3), No brake chopper Further options according to typecode	131B5902	Buy on EAN
VLT® AutomationDrive FC 300 7.5 KW / 10 HP, 380 - 480 VAC, IP20 / Chassis, RFI Class A2 (C3), No brake chopper Further options according to typecode	131B4334	Buy on EAN
VLT® AutomationDrive FC 300 22 KW / 30 HP, 380 - 500 VAC, IP20 / Chassis, RFI Class A2 (C3), No brake chopper Further options according to typecode	131G0259	Buy on EAN
VLT® AutomationDrive FC 300 0.75 KW / 1.0 HP, 380 - 500 VAC, IP20 / Chassis, RFI Class A2 (C3), No brake chopper Further options according to typecode	131B0578	Buy on EAN
VLT® AutomationDrive FC 300 5.5 KW / 7.5 HP, 380 - 500 VAC, IP20 / Chassis, RFI Class A2 (C3), No brake chopper Further options according to typecode	131G5556	Buy on EAN
VLT® AQUA Drive FC 200 11 KW / 15 HP, 380 - 480 VAC, IP20 / Chassis, RFI Class A2 (C3), No brake chopper FC-202P11KT4E20H2XGXXXXXXXA0BXCXXXXDX	131L1264	Buy on EAN

VLT® AutomationDrive FC 300 0.37 KW / 0.50 HP, 200 - 240 VAC, IP20 / Chassis, RFI Class A1/B (C1), No brake chopper Further options according to typecode	131H8987	Buy on EAN
VLT® AutomationDrive FC 300 0.55 KW / 0.75 HP, 380 - 500 VAC, IP20 / Chassis, RFI Class A2 (C3), No brake chopper Further options according to typecode	131B0577	Buy on EAN
VLT® HVAC Drive FC 102 18.5 KW / 25 HP, 380 - 480 VAC, No brake chopper, IP20 / Chassis, RFI Class A1/B (C1), LonWorks MCA 108, No B Option, Not coated PCB, No Mains Option FC-102P18KT4E20H1XGXXXXSXXXXAGBXCXXXXDX	131H9496	Buy on EAN
VLT® AutomationDrive FC 300 1.5 KW / 2.0 HP, 380 - 500 VAC, IP20 / Chassis, RFI Class A1/B (C1), Brake chopper Further options according to typecode	131B6562	Buy on EAN
VLT® AutomationDrive FC 300 0.75 KW / 1.0 HP, 380 - 500 VAC, IP55 / Type 12, RFI Class A1/B (C1), No brake chopper Further options according to typecode	131B3275	Buy on EAN
VLT® AutomationDrive FC 300 0.55 KW / 0.75 HP, 380 - 500 VAC, IP55 / Type 12, RFI Class A1/B (C1), No brake chopper Further options according to typecode	131B3274	Buy on EAN
VLT® AutomationDrive FC 300 2.2 KW / 3.0 HP, 380 - 500 VAC, IP55 / Type 12, RFI Class A1/B (C1), No brake chopper Further options according to typecode	131B3278	Buy on EAN
VLT® AQUA Drive FC 200 7.5 KW / 10 HP, 380 - 480 VAC, IP20 / Chassis, RFI Class A2 (C3), No brake chopper FC-202P7K5T4E20H2XNXXXXSXXXXA4BXCXXXXDX	131G1386	Buy on EAN
VLT® HVAC Drive FC 102 18.5 KW / 25 HP, 380 - 480 VAC, Safe Stop, IP20 / Chassis, RFI Class A2 (C3), No A Option, No B Option, Not coated PCB, No Mains Option FC-102P18KT4E20H2TGXXXXSXXXXAXBXCXXXXDX	131G6772	Buy on EAN
VLT® HVAC Drive FC 102 7.5 KW / 10 HP, 380 - 480 VAC, Safe Stop, IP20 / Chassis, RFI Class A2 (C3), No A Option, No B Option, Not coated PCB, No Mains Option FC-102P7K5T4E20H2TGXXXXSXXXXAXBXCXXXXDX	131G6770	Buy on EAN
VLT® HVAC Drive FC 102 37 KW / 50 HP, 380 - 480 VAC, Safe Stop, IP20 / Chassis, RFI Class A2 (C3), No A Option, No B Option, Not coated PCB, No Mains Option FC-102P37KT4E20H2TGXXXXSXXXXAXBXCXXXXDX	131G6775	Buy on EAN
VLT® HVAC Drive FC 102 30 KW / 40 HP, 380 - 480 VAC, Safe Stop, IP20 / Chassis, RFI Class A1/B (cable len)(C1), PROFINET MCA 120, No B Option, Coated PCB, No Mains Option FC-102P30KT4E20H3TGCXXXXSXXXXALBXCXXXXDO	134U7354	Buy on EAN
VLT® HVAC Drive FC 102 18.5 KW / 25 HP, 380 - 480 VAC, Safe Stop, IP20 / Chassis, RFI Class A1/B (cable len)(C1), PROFINET MCA 120, No B Option, Coated PCB, No Mains Option FC-102P18KT4E20H3TGCXXXXSXXXXALBXCXXXXDO	134U7355	Buy on EAN
VLT® AQUA Drive FC 200 11 KW / 15 HP, 380 - 480 VAC, IP20 / Chassis, RFI Class A2 (C3), No brake chopper FC-202P11KT4E20H2XNXXXXSXXXXANBXCXXXXDX	131X2971	Buy on EAN
VLT® AutomationDrive FC 300 11 KW / 15 HP, 200 - 240 VAC, IP20 / Chassis, RFI Class A2 (C3), No brake chopper Further options according to typecode	131H4575	Buy on EAN

VLT® AutomationDrive FC 300 15 KW / 20 HP, 200 - 240 VAC, IP20 / Chassis, RFI Class A2 (C3), No brake chopper Further options according to typecode	131H4577	Buy on EAN
VLT® AutomationDrive FC 300 11 KW / 15 HP, 200 - 240 VAC, IP20 / Chassis, RFI Class A1/B (C1), No brake chopper Further options according to typecode	131H4576	Buy on EAN
VLT® AutomationDrive FC 300 15 KW / 20 HP, 200 - 240 VAC, IP20 / Chassis, RFI Class A1/B (C1), No brake chopper Further options according to typecode	131H4578	Buy on EAN
VLT® AutomationDrive FC 300 3.0 KW / 4.0 HP, 380 - 500 VAC, IP20 / Chassis, RFI Class A1/B (C1), Brake chopper Further options according to typecode	131B0800	Buy on EAN
VLT® AutomationDrive FC 300 1.5 KW / 2.0 HP, 380 - 500 VAC, IP20 / Chassis, RFI Class A2 (C3), No brake chopper Further options according to typecode	131B0805	Buy on EAN
VLT® AutomationDrive FC 300 1.5 KW / 2.0 HP, 380 - 500 VAC, IP20 / Chassis, RFI Class A2 (C3), No brake chopper Further options according to typecode	131B0804	Buy on EAN
VLT® AutomationDrive FC 300 11 KW / 15 HP, 380 - 480 VAC, IP21 / Type 1, RFI Class A1/B (C1), No brake chopper Further options according to typecode	131B3614	Buy on EAN
VLT® AutomationDrive FC 300 45 KW / 60 HP, 380 - 500 VAC, IP20 / Chassis, RFI Class A2 (C3), No brake chopper Further options according to typecode	131G6806	Buy on EAN
VLT® AutomationDrive FC 300 11 KW / 15 HP, 380 - 480 VAC, IP21 / Type 1, RFI Class A2 (C3), No brake chopper Further options according to typecode	131B3618	Buy on EAN
VLT® AutomationDrive FC 300 3.0 KW / 4.0 HP, 380 - 500 VAC, IP20 / Chassis, RFI Class A2 (C3), No brake chopper Further options according to typecode	131B3125	Buy on EAN
VLT® AutomationDrive FC 300 5.5 KW / 7.5 HP, 380 - 500 VAC, IP20 / Chassis, RFI Class A2 (C3), Brake chopper Further options according to typecode	131B1905	Buy on EAN
VLT® AutomationDrive FC 300 15 KW / 20 HP, 380 - 480 VAC, IP20 / Chassis, RFI Class A1/B (C1), No brake chopper Further options according to typecode	131H0230	Buy on EAN
VLT® AutomationDrive FC 300 30 KW / 40 HP, 380 - 500 VAC, IP21 / Type 1, RFI Class A1/B (C1), Brake chopper Further options according to typecode	131B9111	Buy on EAN
VLT® HVAC Drive FC 102 90 KW / 125 HP, 380 - 480 VAC, Safe Stop, IP20 / Chassis, RFI Class A1/B (C1), PROFIBUS DP MCA 101, No B Option, Coated PCB, No Mains Option FC-102P90KT4E20H1TGCXXXSXXXXA0BXCXXXXD0	131N2472	Buy on EAN
VLT® AQUA Drive FC 200 15 KW / 20 HP, 380 - 480 VAC, IP20 / Chassis, RFI Class A2 (C3), No brake chopper FC-202P15KT4E20H2XXXXXSXXXXANBXCXXXXDX	131X4933	Buy on EAN
VLT® AQUA Drive FC 200 1.1 KW / 1.5 HP, 380 - 480 VAC, IP20 / Chassis, RFI Class A2 (C3), No brake chopper FC-202P1K1T4E20H2XXXXXSXXXXANBXCXXXXDX	131X4932	Buy on EAN

VLT® AQUA Drive FC 200 18.5 KW / 25 HP, 380 - 480 VAC, IP20 / Chassis, RFI Class A2 (C3), No brake chopper FC-202P18KT4E20H2XXXXXSXXXXANBXCXXXXDX	131X4934	Buy on EAN
VLT® AutomationDrive FC 300 2.2 KW / 3.0 HP, 380 - 500 VAC, IP20 / Chassis, RFI Class A1/B (C1), No brake chopper Further options according to typecode	131B6749	Buy on EAN
VLT® AutomationDrive FC 300 18.5 KW / 25 HP, 200 - 240 VAC, IP20 / Chassis, RFI Class A1/B (C1), No brake chopper Further options according to typecode	131H5355	Buy on EAN
VLT® AutomationDrive FC 300 4.0 KW / 5.5 HP, 380 - 500 VAC, IP20 / Chassis, RFI Class A1/B (C1), Brake chopper Further options according to typecode	131B7616	Buy on EAN
VLT® AutomationDrive FC 300 18.5 KW / 25 HP, 380 - 500 VAC, IP20 / Chassis, RFI Class A1/B (C1), No brake chopper Further options according to typecode	131H2822	Buy on EAN
VLT® AutomationDrive FC 300 18.5 KW / 25 HP, 380 - 500 VAC, IP20 / Chassis, RFI Class A2 (C3), No brake chopper Further options according to typecode	131F7146	Buy on EAN
VLT® AutomationDrive FC 300 11 KW / 15 HP, 380 - 500 VAC, IP20 / Chassis, RFI Class A1/B (C1), No brake chopper Further options according to typecode	131F8792	Buy on EAN
VLT® AQUA Drive FC 200 7.5 KW / 10 HP, 380 - 480 VAC, IP20 / Chassis, RFI Class A2 (C3), No brake chopper FC-202P7K5T4E20H2XGXXXXSXXXXA0BXCXXXXDX	131F6331	Buy on EAN
VLT® AQUA Drive FC 200 3.0 KW / 4.0 HP, 380 - 480 VAC, IP20 / Chassis, RFI Class A2 (C3), No brake chopper FC-202P3K0T4E20H2XGXXXXSXXXXAXBXCXXXXDX	131H2626	Buy on EAN
VLT® AutomationDrive FC 300 22 KW / 30 HP, 380 - 500 VAC, IP66 / NEMA 4X, RFI Class A2 (C3), No brake chopper Further options according to typecode	131H2625	Buy on EAN
VLT® AQUA Drive FC 200 30 KW / 40 HP, 380 - 480 VAC, IP20 / Chassis, RFI Class A2 (C3), No brake chopper FC-202P30KT4E20H2XGXXXXSXXXXAXB4CXXXXDX	134N2721	Buy on EAN
VLT® HVAC Drive FC 102 7.5 KW / 10 HP, 200 - 240 VAC, No brake chopper, IP20 / Chassis, RFI Class A2 (C3), No A Option, No B Option, Not coated PCB, No Mains Option FC-102P7K5T2E20H2XGXXXXSXXXXAXBXCXXXXDX	131F5458	Buy on EAN
VLT® AutomationDrive FC 300 18.5 KW / 25 HP, 380 - 500 VAC, IP55 / Type 12, RFI Class A1/B (C1), No brake chopper Further options according to typecode	131B2052	Buy on EAN
VLT® AQUA Drive FC 200 18.5 KW / 25 HP, 380 - 480 VAC, IP20 / Chassis, RFI Class A2 (C3), No brake chopper FC-202P18KT4E20H2XXXXXSXXXXA0BXCXXXXDX	131H3717	Buy on EAN
VLT® AutomationDrive FC 300 3.0 KW / 4.0 HP, 380 - 500 VAC, IP20 / Chassis, RFI Class A1/B (C1), Brake chopper Further options according to typecode	131B7807	Buy on EAN
VLT® AQUA Drive FC 200 18.5 KW / 25 HP, 380 - 480 VAC, IP20 / Chassis, RFI Class A1/B (C1), Safe Stop FC-202P18KT4E20H1TGXXXXSXXXXAXBXCXXXXDX	131F9826	Buy on EAN

VLT® AQUA Drive FC 200 7.5 KW / 10 HP, 380 - 480 VAC, IP20 / Chassis, RFI Class A2 (C3), Safe Stop FC-202P7K5T4E20H2TXXXXXSXXXXALBXCXXXXDX	134L5889	Buy on EAN
VLT® AutomationDrive FC 300 15 KW / 20 HP, 380 - 500 VAC, IP20 / Chassis, RFI Class A1/B (C1), No brake chopper Further options according to typecode	131F8424	Buy on EAN
VLT® AutomationDrive FC 300 15 KW / 20 HP, 200 - 240 VAC, IP21 / Type 1, RFI Class A2 (C3), Brake chopper Further options according to typecode	131B8967	Buy on EAN
VLT® HVAC Drive FC 102 37 KW / 50 HP, 380 - 480 VAC, No brake chopper, IP20 / Chassis, RFI Class A1/B (C1), PROFIBUS DP MCA 101, No B Option, Not coated PCB, No Mains Option FC-102P37KT4E20H1XGXXXXSXXXXA0BXCXXXXDX	131H4597	Buy on EAN
VLT® AutomationDrive FC 300 15 KW / 20 HP, 380 - 500 VAC, IP21 / Type 1, RFI Class A1/B (C1), Brake chopper Further options according to typecode	131B3205	Buy on EAN
VLT® HVAC Drive FC 102 11 KW / 15 HP, 200 - 240 VAC, No brake chopper, IP20 / Chassis, RFI Class A2 (C3), No A Option, No B Option, Not coated PCB, No Mains Option FC-102P11KT2E20H2XGXXXXSXXXXAXBXCXXXXDX	131F5460	Buy on EAN
VLT® AutomationDrive FC 300 450 KW / 600 HP, 380 - 500 VAC, IP21 / Type 1, RFI Class A2 (C3), No brake chopper Further options according to typecode	131F8363	Buy on EAN
VLT® AQUA Drive FC 200 90 KW / 125 HP, 380 - 480 VAC, IP20 / Chassis, RFI Class A1/B (C1), No brake chopper FC-202P90KT4E20H1XGXXXXSXXXXAXBXCXXXXDX	131F6665	Buy on EAN
VLT® AQUA Drive FC 200 90 KW / 125 HP, 380 - 480 VAC, IP20 / Chassis, RFI Class A1/B (C1), No brake chopper FC-202P90KT4E20H1XGXXXXSXXXXAXBXCXXXXDX	131F6666	Buy on EAN
VLT® AutomationDrive FC 300 5.5 KW / 7.5 HP, 380 - 500 VAC, IP66 / NEMA 4X, RFI Class A1/B (C1), No brake chopper Further options according to typecode	131B6359	Buy on EAN
VLT® AutomationDrive FC 300 55 KW / 75 HP, 380 - 500 VAC, IP20 / Chassis, RFI Class A2 (C3), No brake chopper Further options according to typecode	131G2492	Buy on EAN
VLT® AutomationDrive FC 300 55 KW / 75 HP, 380 - 500 VAC, IP55 / Type 12, RFI Class A1/B (C1), No brake chopper Further options according to typecode	131B8675	Buy on EAN
VLT® AutomationDrive FC 300 11 KW / 15 HP, 380 - 500 VAC, IP21 / Type 1, RFI Class A1/B (C1), Brake chopper Further options according to typecode	131B1558	Buy on EAN
VLT® AQUA Drive FC 200 75 KW / 100 HP, 380 - 480 VAC, IP20 / Chassis, RFI Class A2 (C3), No brake chopper FC-202P75KT4E20H2XGXXXXSXXXXA0BXCXXXXDX	131H3809	Buy on EAN
VLT® AutomationDrive FC 300 22 KW / 30 HP, 380 - 500 VAC, IP55 / Type 12, RFI Class A1/B (C1), No brake chopper Further options according to typecode	131B5189	Buy on EAN

VLT® HVAC Drive FC 102 90 KW / 125 HP, 380 - 480 VAC, No brake chopper, IP20 / Chassis, RFI Class A2 (C3), PROFINET MCA 120, No B Option, Not coated PCB, No Mains Option FC-102P90KT4E20H2XGXXXXSXXXXALBXCXXXXDX	134H6311	Buy on EAN
VLT® AQUA Drive FC 200 11 KW / 15 HP, 380 - 480 VAC, IP20 / Chassis, RFI Class A1/B (C1), No brake chopper FC-202P11KT4E20H1XGXXXXSXXXXAXBXCXXXXDX	131F6639	Buy on EAN
VLT® AutomationDrive FC 300 5.5 KW / 7.5 HP, 380 - 500 VAC, IP20 / Chassis, RFI Class A2 (C3), No brake chopper Further options according to typecode	131B3141	Buy on EAN
VLT® AutomationDrive FC 300 11 KW / 15 HP, 380 - 480 VAC, IP20 / Chassis, RFI Class A2 (C3), No brake chopper Further options according to typecode	131H1398	Buy on EAN
VLT® AutomationDrive FC 300 7.5 KW / 10 HP, 380 - 480 VAC, IP55 / Type 12, RFI Class A2 (C3), No brake chopper Further options according to typecode	131B2982	Buy on EAN
VLT® AQUA Drive FC 200 45 KW / 60 HP, 380 - 480 VAC, IP20 / Chassis, RFI Class A2 (C3), No brake chopper FC-202P45KT4E20H2XGXXXXSXXXXA0BXCXXXXDX	131H5719	Buy on EAN
VLT® AutomationDrive FC 300 0.37 KW / 0.50 HP, 380 - 500 VAC, IP20 / Chassis, RFI Class A1/B (C1), No brake chopper Further options according to typecode	131B0103	Buy on EAN
VLT® AQUA Drive FC 200 30 KW / 40 HP, 380 - 480 VAC, IP20 / Chassis, RFI Class A2 (C3), No brake chopper FC-202P30KT4E20H2XXXXXSXXXXA0BXCXXXXDX	131H5712	Buy on EAN
VLT® AQUA Drive FC 200 37 KW / 50 HP, 380 - 480 VAC, IP20 / Chassis, RFI Class A2 (C3), No brake chopper FC-202P37KT4E20H2XGXXXXSXXXXA0BXCXXXXDX	131H5716	Buy on EAN
VLT® AutomationDrive FC 300 450 KW / 600 HP, 380 - 500 VAC, IP54 / Type 12, RFI Class A2 (C3), No brake chopper Further options according to typecode	131H0872	Buy on EAN
VLT® AutomationDrive FC 300 22 KW / 30 HP, 380 - 480 VAC, IP21 / Type 1, RFI Class A1/B (C1), Brake chopper Further options according to typecode	131H1878	Buy on EAN
VLT® AutomationDrive FC 300 3.0 KW / 4.0 HP, 380 - 480 VAC, IP20 / Chassis, RFI Class A1/B (C1), No brake chopper Further options according to typecode	131B1298	Buy on EAN
VLT® AutomationDrive FC 300 2.2 KW / 3.0 HP, 380 - 480 VAC, IP20 / Chassis, RFI Class A1/B (C1), No brake chopper Further options according to typecode	131B1297	Buy on EAN
VLT® AutomationDrive FC 300 1.1 KW / 1.5 HP, 380 - 500 VAC, IP20 / Chassis, RFI Class A1/B (C1), Brake chopper Further options according to typecode	131B0587	Buy on EAN
VLT® AutomationDrive FC 300 1.5 KW / 2.0 HP, 380 - 500 VAC, IP20 / Chassis, RFI Class A2 (C3), No brake chopper Further options according to typecode	131B0580	Buy on EAN
VLT® AutomationDrive FC 300 2.2 KW / 3.0 HP, 380 - 500 VAC, IP20 / Chassis, RFI Class A2 (C3), No brake chopper Further options according to typecode	131B0581	Buy on EAN

VLT® AutomationDrive FC 300 2.2 KW / 3.0 HP, 380 - 500 VAC, IP20 / Chassis, RFI Class A1/B (C1), Brake chopper Further options according to typecode	131B0589	Buy on EAN
VLT® AutomationDrive FC 300 0.75 KW / 1.0 HP, 380 - 480 VAC, IP20 / Chassis, RFI Class A1/B (C1), No brake chopper Further options according to typecode	131B0743	Buy on EAN
VLT® AutomationDrive FC 300 1.1 KW / 1.5 HP, 380 - 480 VAC, IP20 / Chassis, RFI Class A2 (C3), No brake chopper Further options according to typecode	131B0745	Buy on EAN
VLT® AutomationDrive FC 300 1.5 KW / 2.0 HP, 380 - 480 VAC, IP20 / Chassis, RFI Class A1/B (C1), Brake chopper Further options according to typecode	131B0746	Buy on EAN
VLT® AutomationDrive FC 300 1.5 KW / 2.0 HP, 380 - 480 VAC, IP20 / Chassis, RFI Class A1/B (C1), No brake chopper Further options according to typecode	131B0747	Buy on EAN
VLT® AutomationDrive FC 300 1.5 KW / 2.0 HP, 380 - 480 VAC, IP20 / Chassis, RFI Class A2 (C3), Brake chopper Further options according to typecode	131B0748	Buy on EAN
VLT® HVAC Drive FC 102 37 KW / 50 HP, 380 - 480 VAC, No brake chopper, IP20 / Chassis, RFI Class A2 (C3), EtherNet/IP MCA 121, No B Option, Not coated PCB, No Mains Option FC-102P37KT4E20H2XGXXXXSXXXXANBXCXXXXDX	134H1589	Buy on EAN
VLT® AutomationDrive FC 300 4.0 KW / 5.5 HP, 380 - 480 VAC, IP20 / Chassis, RFI Class A2 (C3), No brake chopper Further options according to typecode	131B1345	Buy on EAN
VLT® AutomationDrive FC 300 11 KW / 15 HP, 380 - 500 VAC, IP55 / Type 12, RFI Class A1/B (C1), No brake chopper Further options according to typecode	131B1612	Buy on EAN
VLT® AutomationDrive FC 300 160 KW / 250 HP, 380 - 500 VAC, IP54 / Type 12, RFI Class A2 (C3), No brake chopper Further options according to typecode	131B6858	Buy on EAN
VLT® AutomationDrive FC 300 15 KW / 20 HP, 380 - 500 VAC, IP55 / Type 12, RFI Class A1/B (C1), No brake chopper Further options according to typecode	131B1755	Buy on EAN
VLT® AutomationDrive FC 300 7.5 KW / 10 HP, 380 - 500 VAC, IP20 / Chassis, RFI Class A2 (C3), No brake chopper Further options according to typecode	131B0101	Buy on EAN
VLT® AutomationDrive FC 300 1.5 KW / 2.0 HP, 380 - 500 VAC, IP20 / Chassis, RFI Class A1/B (C1), No brake chopper Further options according to typecode	131B2520	Buy on EAN
VLT® AutomationDrive FC 300 15 KW / 20 HP, 380 - 500 VAC, IP20 / Chassis, RFI Class A1/B (C1), No brake chopper Further options according to typecode	131F8887	Buy on EAN
VLT® AutomationDrive FC 300 15 KW / 20 HP, 380 - 500 VAC, IP20 / Chassis, RFI Class A2 (C3), No brake chopper Further options according to typecode	131F8886	Buy on EAN
VLT® AutomationDrive FC 300 22 KW / 30 HP, 380 - 500 VAC, IP21 / Type 1, RFI Class A1/B (C1), No brake chopper Further options according to typecode	131B4590	Buy on EAN

VLT® HVAC Drive FC 102 7.5 KW / 10 HP, 380 - 480 VAC, Safe Stop, IP20 / Chassis, RFI Class A2 (C3), PROFIBUS DP MCA 101, No B Option, Not coated PCB, No Mains Option FC-102P7K5T4E20H2TGXXXXXXXA0BXCXXXXX	131L1453	Buy on EAN
VLT® AutomationDrive FC 300 5.5 KW / 7.5 HP, 380 - 500 VAC, IP20 / Chassis, RFI Class A2 (C3), No brake chopper Further options according to typecode	131B0102	Buy on EAN
VLT® AutomationDrive FC 300 1.5 KW / 2.0 HP, 380 - 480 VAC, IP20 / Chassis, RFI Class A1/B (C1), No brake chopper Further options according to typecode	131B5423	Buy on EAN
VLT® AutomationDrive FC 300 4.0 KW / 5.5 HP, 380 - 500 VAC, IP20 / Chassis, RFI Class A2 (C3), No brake chopper Further options according to typecode	131B0100	Buy on EAN
VLT® AutomationDrive FC 300 0.75 KW / 1.0 HP, 380 - 480 VAC, IP20 / Chassis, RFI Class A1/B (C1), No brake chopper Further options according to typecode	131B5421	Buy on EAN
VLT® AutomationDrive FC 300 7.5 KW / 10 HP, 380 - 480 VAC, IP20 / Chassis, RFI Class A1/B (C1), No brake chopper Further options according to typecode	131B5427	Buy on EAN
VLT® AutomationDrive FC 300 18.5 KW / 25 HP, 380 - 500 VAC, IP21 / Type 1, RFI Class A1/B (C1), No brake chopper Further options according to typecode	131B1984	Buy on EAN
VLT® AQUA Drive FC 200 18.5 KW / 25 HP, 380 - 480 VAC, IP20 / Chassis, RFI Class A2 (C3), No brake chopper FC-202P18KT4E20H2XGXXXXXXXAXBYCXXXXD0	131L0206	Buy on EAN
VLT® AutomationDrive FC 300 1.5 KW / 2.0 HP, 380 - 500 VAC, IP55 / Type 12, RFI Class A1/B (C1), Brake chopper Further options according to typecode	131B1764	Buy on EAN
VLT® AQUA Drive FC 200 30 KW / 40 HP, 380 - 480 VAC, IP20 / Chassis, RFI Class A2 (C3), No brake chopper FC-202P30KT4E20H2XGXXXXXXXAXBKXXXXDX	131G0401	Buy on EAN
VLT® AutomationDrive FC 300 132 KW / 200 HP, 380 - 500 VAC, IP21 / Type 1, RFI Class A2 (C3), No brake chopper Further options according to typecode	131H7484	Buy on EAN
VLT® AutomationDrive FC 300 7.5 KW / 10 HP, 380 - 500 VAC, IP20 / Chassis, RFI Class A2 (C3), Brake chopper Further options according to typecode	131B5608	Buy on EAN
VLT® AutomationDrive FC 300 1.5 KW / 2.0 HP, 380 - 500 VAC, IP20 / Chassis, RFI Class A1/B (C1), Brake chopper Further options according to typecode	131B3862	Buy on EAN
VLT® AutomationDrive FC 300 2.2 KW / 3.0 HP, 380 - 500 VAC, IP20 / Chassis, RFI Class A1/B (C1), Brake chopper Further options according to typecode	131B3863	Buy on EAN
VLT® AQUA Drive FC 200 1.5 KW / 2.0 HP, 380 - 480 VAC, IP20 / Chassis, RFI Class A1/B (C1), No brake chopper FC-202P1K5T4E20H1XGXXXXXXXAXBKXXXXDX	131F3949	Buy on EAN
VLT® AQUA Drive FC 200 3.0 KW / 4.0 HP, 380 - 480 VAC, IP20 / Chassis, RFI Class A1/B (cable len)(C1), No brake chopper FC-202P3K0T4E20H3XGXXXXXXXA0BXCXXXXDX	131F9362	Buy on EAN

VLT® AutomationDrive FC 300 0.75 KW / 1.0 HP, 380 - 480 VAC, IP20 / Chassis A1 Frame, RFI Class A2 (C3), No brake chopper Further options according to typecode	131H1479	Buy on EAN
VLT® AQUA Drive FC 200 45 KW / 60 HP, 380 - 480 VAC, IP20 / Chassis, RFI Class A2 (C3), Safe Stop FC-202P45KT4E20H2TGXXXXXXXAXBXCXXXXX	131L3984	Buy on EAN
VLT® AQUA Drive FC 200 2.2 KW / 3.0 HP, 380 - 480 VAC, IP20 / Chassis, RFI Class A2 (C3), No brake chopper FC-202P2K2T4E20H2XGXXXXXXXALBXCXXXXX	131X3309	Buy on EAN
VLT® AutomationDrive FC 300 45 KW / 60 HP, 380 - 500 VAC, IP21 / Type 1, RFI Class A1/B (C1), No brake chopper Further options according to typecode	131B6480	Buy on EAN
VLT® AutomationDrive FC 300 2.2 KW / 3.0 HP, 380 - 480 VAC, IP20 / Chassis, RFI Class A2 (C3), No brake chopper Further options according to typecode	131B0966	Buy on EAN
VLT® AutomationDrive FC 300 2.2 KW / 3.0 HP, 380 - 480 VAC, IP20 / Chassis, RFI Class A1/B (C1), No brake chopper Further options according to typecode	131B0968	Buy on EAN
VLT® AutomationDrive FC 300 2.2 KW / 3.0 HP, 380 - 480 VAC, IP20 / Chassis, RFI Class A1/B (C1), No brake chopper Further options according to typecode	131B0969	Buy on EAN
VLT® AQUA Drive FC 200 15 KW / 20 HP, 380 - 480 VAC, IP20 / Chassis, RFI Class A2 (C3), No brake chopper FC-202P15KT4E20H2XNXXXXXXXA4BXCXXXXX	131G1448	Buy on EAN
VLT® HVAC Drive FC 102 3.0 KW / 4.0 HP, 380 - 480 VAC, No brake chopper, IP20 / Chassis, RFI Class A2 (C3), No A Option, No B Option, Coated PCB, No Mains Option FC-102P3K0T4E20H2XGCXXXXXXXAXBXCXXXXX	131B4241	Buy on EAN
VLT® HVAC Drive FC 102 5.5 KW / 7.5 HP, 380 - 480 VAC, No brake chopper, IP20 / Chassis, RFI Class A2 (C3), No A Option, No B Option, Coated PCB, No Mains Option FC-102P5K5T4E20H2XGCXXXXXXXAXBXCXXXXX	131B4243	Buy on EAN
VLT® AutomationDrive FC 300 55 KW / 75 HP, 380 - 480 VAC, IP20 / Chassis, RFI Class A2 (C3), No brake chopper Further options according to typecode	131H2652	Buy on EAN
VLT® AQUA Drive FC 200 15 KW / 20 HP, 380 - 480 VAC, IP20 / Chassis, RFI Class A2 (C3), No brake chopper FC-202P15KT4E20H2XNXXXXXXXA0BXCXXXXX	131G1445	Buy on EAN
VLT® AutomationDrive FC 300 0.75 KW / 1.0 HP, 380 - 500 VAC, IP20 / Chassis, RFI Class A2 (C3), No brake chopper Further options according to typecode	131B5601	Buy on EAN
VLT® AutomationDrive FC 300 5.5 KW / 7.5 HP, 380 - 500 VAC, IP55 / Type 12, RFI Class A1/B (C1), No brake chopper Further options according to typecode	131B3281	Buy on EAN
VLT® AutomationDrive FC 300 7.5 KW / 10 HP, 380 - 500 VAC, IP55 / Type 12, RFI Class A1/B (C1), No brake chopper Further options according to typecode	131B3282	Buy on EAN
VLT® AQUA Drive FC 200 11 KW / 15 HP, 380 - 480 VAC, IP20 / Chassis, RFI Class A1/B (cable len)(C1), No brake chopper FC-202P11KT4E20H3XGXXXXXXXA0BXCXXXXX	131F9050	Buy on EAN

VLT® AutomationDrive FC 300 0.75 KW / 1.0 HP, 200 - 240 VAC, IP20 / Chassis, RFI Class A1/B (C1), No brake chopper Further options according to typecode	131U6550	Buy on EAN
VLT® AutomationDrive FC 300 0.37 KW / 0.50 HP, 200 - 240 VAC, IP20 / Chassis, RFI Class A1/B (C1), No brake chopper Further options according to typecode	131U6552	Buy on EAN
VLT® AutomationDrive FC 300 7.5 KW / 10 HP, 380 - 500 VAC, IP20 / Chassis, RFI Class A1/B (C1), Brake chopper Further options according to typecode	131F6810	Buy on EAN
VLT® AutomationDrive FC 300 30 KW / 40 HP, 380 - 500 VAC, IP21 / Type 1, RFI Class A1/B (C1), Brake chopper Further options according to typecode	131B7114	Buy on EAN
VLT® AutomationDrive FC 300 30 KW / 40 HP, 380 - 480 VAC, IP21 / Type 1, RFI Class A1/B (C1), No brake chopper Further options according to typecode	131B7113	Buy on EAN
VLT® AutomationDrive FC 300 30 KW / 40 HP, 380 - 500 VAC, IP55 / Type 12, RFI Class A1/B (C1), No brake chopper Further options according to typecode	131B6799	Buy on EAN
VLT® HVAC Drive FC 102 2.2 KW / 3.0 HP, 200 - 240 VAC, No brake chopper, IP20 / Chassis, RFI Class A2 (C3), No A Option, No B Option, Not coated PCB, No Mains Option FC-102P2K2T2E20H2XGXXXXSXXXXAXBXXXXDX	131B3600	Buy on EAN
VLT® AQUA Drive FC 200 3.0 KW / 4.0 HP, 380 - 480 VAC, IP20 / Chassis, RFI Class A2 (C3), No brake chopper FC-202P3K0T4E20H2XXXXXSXXXXA4BXCXXXXDX	131G1285	Buy on EAN
VLT® HVAC Drive FC 102 7.5 KW / 10 HP, 380 - 480 VAC, No brake chopper, IP20 / Chassis, RFI Class A1/B (C1), No A Option, No B Option, Not coated PCB, No Mains Option FC-102P7K5T4E20H1XGXXXXSXXXXAXBXXXXDX	131B3603	Buy on EAN
VLT® AutomationDrive FC 300 1.1 KW / 1.5 HP, 200 - 240 VAC, IP20 / Chassis, RFI Class A1/B (C1), No brake chopper Further options according to typecode	131U6551	Buy on EAN
VLT® AQUA Drive FC 200 7.5 KW / 10 HP, 380 - 480 VAC, IP20 / Chassis, RFI Class A1/B (C1), No brake chopper FC-202P7K5T4E20H1XGCXXXXSXXXXAXB0CXXXXDX	131G7006	Buy on EAN
VLT® AutomationDrive FC 300 18.5 KW / 25 HP, 380 - 500 VAC, IP20 / Chassis, RFI Class A2 (C3), Brake chopper Further options according to typecode	131G0251	Buy on EAN
VLT® AutomationDrive FC 300 4.0 KW / 5.5 HP, 380 - 500 VAC, IP20 / Chassis, RFI Class A2 (C3), No brake chopper Further options according to typecode	131B3133	Buy on EAN
VLT® AutomationDrive FC 300 3.0 KW / 4.0 HP, 380 - 500 VAC, IP55 / Type 12, RFI Class A1/B (C1), No brake chopper Further options according to typecode	131B3131	Buy on EAN
VLT® AQUA Drive FC 200 5.5 KW / 7.5 HP, 380 - 480 VAC, IP20 / Chassis, RFI Class A1/B (cable len)(C1), No brake chopper FC-202P5K5T4E20H3XGXXXXSXXXXA0BXCXXXXDX	131F7968	Buy on EAN
VLT® AutomationDrive FC 300 4.0 KW / 5.5 HP, 380 - 500 VAC, IP55 / Type 12, RFI Class A1/B (C1), No brake chopper Further options according to typecode	131B3139	Buy on EAN

VLT® AutomationDrive FC 300 4.0 KW / 5.5 HP, 380 - 500 VAC, IP20 / Chassis, RFI Class A1/B (C1), Brake chopper Further options according to typecode	131B3439	Buy on EAN
VLT® AutomationDrive FC 300 0.75 KW / 1.0 HP, 380 - 500 VAC, IP20 / Chassis, RFI Class A1/B (C1), Brake chopper Further options according to typecode	131G0031	Buy on EAN
VLT® HVAC Drive FC 102 45 KW / 60 HP, 380 - 480 VAC, No brake chopper, IP20 / Chassis, RFI Class A2 (C3), PROFIBUS DP MCA 101, No B Option, Not coated PCB, No Mains Option FC-102P45KT4E20H2XGXXXXSXXXXA0BXCXXXXDX	131H5982	Buy on EAN
VLT® HVAC Drive FC 102 75 KW / 100 HP, 380 - 480 VAC, No brake chopper, IP20 / Chassis, RFI Class A2 (C3), PROFIBUS DP MCA 101, No B Option, Not coated PCB, No Mains Option FC-102P75KT4E20H2XGXXXXSXXXXA0BXCXXXXDX	131H5981	Buy on EAN
VLT® AQUA Drive FC 200 18.5 KW / 25 HP, 380 - 480 VAC, IP20 / Chassis, RFI Class A2 (C3), No brake chopper FC-202P18KT4E20H2XNXXXXSXXXXANBXCXXXXDX	131X4925	Buy on EAN
VLT® AutomationDrive FC 300 75 KW / 100 HP, 380 - 500 VAC, IP20 / Chassis, RFI Class A1/B (C1), Brake chopper Further options according to typecode	131H1059	Buy on EAN
VLT® AutomationDrive FC 300 22 KW / 30 HP, 380 - 500 VAC, IP20 / Chassis, RFI Class A2 (C3), Brake chopper Further options according to typecode	131G0258	Buy on EAN
VLT® AQUA Drive FC 200 5.5 KW / 7.5 HP, 380 - 480 VAC, IP20 / Chassis, RFI Class A2 (C3), No brake chopper FC-202P5K5T4E20H2XGXXXXSXXXXA0BXCXXXXDX	131F6328	Buy on EAN
VLT® AQUA Drive FC 200 5.5 KW / 7.5 HP, 380 - 480 VAC, IP20 / Chassis, RFI Class A1/B (C1), No brake chopper FC-202P5K5T4E20H1XGCXXXXSXXXXAXB0CXXXXDX	131G7004	Buy on EAN
VLT® AQUA Drive FC 200 4.0 KW / 5.5 HP, 380 - 480 VAC, IP20 / Chassis, RFI Class A2 (C3), No brake chopper FC-202P4K0T4E20H2XGXXXXSXXXXA0BXCXXXXDX	131H3015	Buy on EAN
VLT® AQUA Drive FC 200 4.0 KW / 5.5 HP, 380 - 480 VAC, IP20 / Chassis, RFI Class A2 (C3), No brake chopper FC-202P4K0T4E20H2XXXXXSXXXXA0BXCXXXXDX	131H3014	Buy on EAN
VLT® AutomationDrive FC 300 1.5 KW / 2.0 HP, 380 - 480 VAC, IP20 / Chassis A1 Frame, RFI Class A2 (C3), No brake chopper Further options according to typecode	131B3734	Buy on EAN
VLT® AQUA Drive FC 200 3.0 KW / 4.0 HP, 380 - 480 VAC, IP20 / Chassis, RFI Class A2 (C3), No brake chopper FC-202P3K0T4E20H2XXXXXSXXXXA0BXCXXXXDX	131H3011	Buy on EAN
VLT® AQUA Drive FC 200 55 KW / 75 HP, 380 - 480 VAC, IP20 / Chassis, RFI Class A2 (C3), No brake chopper FC-202P55KT4E20H2XGXXXXSXXXXAXBXCXXXXDX	131G1655	Buy on EAN
VLT® AQUA Drive FC 200 5.5 KW / 7.5 HP, 380 - 480 VAC, IP20 / Chassis, RFI Class A2 (C3), No brake chopper FC-202P5K5T4E20H2XXXXXSXXXXAXBXCXXXXDX	131B8938	Buy on EAN
VLT® AQUA Drive FC 200 7.5 KW / 10 HP, 200 - 240 VAC, IP20 / Chassis, RFI Class A2 (C3), No brake chopper FC-202P7K5T2E20H2XGXXXXSXXXXAXBXCXXXXDX	131H2638	Buy on EAN

VLT® AutomationDrive FC 300 3.0 KW / 4.0 HP, 380 - 500 VAC, IP20 / Chassis, RFI Class A1/B (C1), Brake chopper Further options according to typecode	131B0474	Buy on EAN
VLT® AutomationDrive FC 300 15 KW / 20 HP, 380 - 500 VAC, IP20 / Chassis, RFI Class A1/B (C1), No brake chopper Further options according to typecode	131H2630	Buy on EAN
VLT® AQUA Drive FC 200 18.5 KW / 25 HP, 380 - 480 VAC, IP20 / Chassis, RFI Class A2 (C3), No brake chopper FC-202P18KT4E20H2XGXXXXSXXXXA0BXCXXXXDX	131H3720	Buy on EAN
VLT® AutomationDrive FC 300 30 KW / 40 HP, 380 - 500 VAC, IP66 / NEMA 4X, RFI Class A1/B (C1), No brake chopper Further options according to typecode	131B6648	Buy on EAN
VLT® AQUA Drive FC 200 7.5 KW / 10 HP, 380 - 480 VAC, IP20 / Chassis, RFI Class A2 (C3), No brake chopper FC-202P7K5T4E20H2XXXXXSXXXXAXBXCXXXXDX	131B8949	Buy on EAN
VLT® AQUA Drive FC 200 15 KW / 20 HP, 380 - 480 VAC, IP20 / Chassis, RFI Class A1/B (C1), No brake chopper FC-202P15KT4E20H1XGXXXXSXXXXA0BXCXXXXDX	131F7504	Buy on EAN
VLT® AQUA Drive FC 200 7.5 KW / 10 HP, 380 - 480 VAC, IP20 / Chassis, RFI Class A1/B (cable len)(C1), No brake chopper FC-202P7K5T4E20H3XGXXXXSXXXXAXBXCXXXXDX	131B8951	Buy on EAN
VLT® AQUA Drive FC 200 15 KW / 20 HP, 380 - 480 VAC, IP20 / Chassis, RFI Class A2 (C3), Safe Stop FC-202P15KT4E20H2TXXXXXSXXXXALBXCXXXXDX	134L5893	Buy on EAN
VLT® AQUA Drive FC 200 11 KW / 15 HP, 380 - 480 VAC, IP20 / Chassis, RFI Class A2 (C3), Safe Stop FC-202P11KT4E20H2TXXXXXSXXXXALBXCXXXXDX	134L5896	Buy on EAN
VLT® AQUA Drive FC 200 15 KW / 20 HP, 380 - 480 VAC, IP20 / Chassis, RFI Class A2 (C3), No brake chopper FC-202P15KT4E20H2XGXXXXSXXXXALBXCXXXXDX	134G5822	Buy on EAN
VLT® AutomationDrive FC 300 15 KW / 20 HP, 380 - 500 VAC, IP55 / Type 12, RFI Class A1/B (C1), No brake chopper Further options according to typecode	131G5793	Buy on EAN
VLT® AutomationDrive FC 300 11 KW / 15 HP, 380 - 480 VAC, IP55 / Type 12, RFI Class A1/B (C1), No brake chopper Further options according to typecode	131B5254	Buy on EAN
VLT® AutomationDrive FC 300 315 KW / 450 HP, 380 - 500 VAC, IP54 / Type 12, RFI class A1 (C2), No brake chopper Further options according to typecode	131F2377	Buy on EAN
VLT® AutomationDrive FC 300 7.5 KW / 10 HP, 380 - 480 VAC, IP20 / Chassis, RFI Class A1/B (C1), No brake chopper Further options according to typecode	131B1421	Buy on EAN
VLT® AutomationDrive FC 300 0.75 KW / 1.0 HP, 380 - 480 VAC, IP20 / Chassis, RFI Class A2 (C3), No brake chopper Further options according to typecode	131B1263	Buy on EAN
VLT® AQUA Drive FC 200 0.75 KW / 1.0 HP, 200 - 240 VAC, IP20 / Chassis, RFI Class A2 (C3), No brake chopper FC-202PK75T2E20H2XGXXXXSXXXXAXBXCXXXXDX	131B9152	Buy on EAN

VLT® AQUA Drive FC 200 0.75 KW / 1.0 HP, 200 - 240 VAC, IP20 / Chassis, RFI Class A1/B (C1), No brake chopper FC-202PK75T2E20H1XGXXXXSXXXXAXBXXXXDX	131B9154	Buy on EAN
VLT® AutomationDrive FC 300 0.75 KW / 1.0 HP, 380 - 500 VAC, IP20 / Chassis, RFI Class A1/B (C1), No brake chopper Further options according to typecode	131B2424	Buy on EAN
VLT® HVAC Drive FC 102 22 KW / 30 HP, 380 - 480 VAC, No brake chopper, IP20 / Chassis, RFI Class A1/B (C1), PROFIBUS DP MCA 101, No B Option, Not coated PCB, No Mains Option FC-102P22KT4E20H1XXXXXSXXXXA0BXXXXDX	131H7107	Buy on EAN
VLT® AutomationDrive FC 300 7.5 KW / 10 HP, 380 - 500 VAC, IP20 / Chassis, RFI Class A2 (C3), Brake chopper Further options according to typecode	131B0877	Buy on EAN
VLT® AutomationDrive FC 300 11 KW / 15 HP, 200 - 240 VAC, IP20 / Chassis, RFI Class A1/B (C1), Brake chopper Further options according to typecode	131H5161	Buy on EAN
VLT® AutomationDrive FC 300 2.2 KW / 3.0 HP, 380 - 480 VAC, IP20 / Chassis, RFI Class A1/B (C1), No brake chopper Further options according to typecode	131B1314	Buy on EAN
VLT® AutomationDrive FC 300 15 KW / 20 HP, 200 - 240 VAC, IP20 / Chassis, RFI Class A1/B (C1), Brake chopper Further options according to typecode	131H5168	Buy on EAN
VLT® AutomationDrive FC 300 3.0 KW / 4.0 HP, 380 - 480 VAC, IP20 / Chassis, RFI Class A1/B (C1), Brake chopper Further options according to typecode	131B0718	Buy on EAN
VLT® AutomationDrive FC 300 30 KW / 40 HP, 200 - 240 VAC, IP20 / Chassis, RFI Class A2 (C3), Brake chopper Further options according to typecode	131H5363	Buy on EAN
VLT® AutomationDrive FC 300 22 KW / 30 HP, 200 - 240 VAC, IP20 / Chassis, RFI Class A2 (C3), Brake chopper Further options according to typecode	131H5360	Buy on EAN
VLT® AutomationDrive FC 300 37 KW / 50 HP, 200 - 240 VAC, IP20 / Chassis, RFI Class A2 (C3), Brake chopper Further options according to typecode	131H5365	Buy on EAN
VLT® AutomationDrive FC 300 0.75 KW / 1.0 HP, 380 - 500 VAC, IP20 / Chassis, RFI Class A1/B (C1), No brake chopper Further options according to typecode	131B6230	Buy on EAN
VLT® AutomationDrive FC 300 5.5 KW / 7.5 HP, 380 - 480 VAC, IP66 / NEMA 4X, RFI Class A1/B (C1), No brake chopper Further options according to typecode	131B5313	Buy on EAN
VLT® AutomationDrive FC 300 55 KW / 75 HP, 380 - 500 VAC, IP20 / Chassis, RFI Class A2 (C3), No brake chopper Further options according to typecode	131G1539	Buy on EAN
VLT® AutomationDrive FC 300 22 KW / 30 HP, 380 - 500 VAC, IP55 / Type 12, RFI Class A1/B (C1), No brake chopper Further options according to typecode	131B4805	Buy on EAN
VLT® AutomationDrive FC 300 18.5 KW / 25 HP, 380 - 500 VAC, IP55 / Type 12, RFI Class A1/B (C1), No brake chopper Further options according to typecode	131B4804	Buy on EAN

VLT® AutomationDrive FC 300 15 KW / 20 HP, 380 - 500 VAC, IP55 / Type 12, RFI Class A1/B (C1), No brake chopper Further options according to typecode	131B4803	Buy on EAN
VLT® HVAC Drive FC 102 30 KW / 40 HP, 380 - 480 VAC, No brake chopper, IP20 / Chassis, RFI Class A2 (C3), LonWorks MCA 108, No B Option, Not coated PCB, No Mains Option FC-102P30KT4E20H2XGXXXXSXXXXAGBXCXXXXDX	131G9845	Buy on EAN
VLT® AutomationDrive FC 300 5.5 KW / 7.5 HP, 380 - 500 VAC, IP20 / Chassis, RFI Class A2 (C3), Brake chopper Further options according to typecode	131B2084	Buy on EAN
VLT® AutomationDrive FC 300 1.5 KW / 2.0 HP, 380 - 500 VAC, IP20 / Chassis, RFI Class A2 (C3), Brake chopper Further options according to typecode	131B2083	Buy on EAN
VLT® AutomationDrive FC 300 18.5 KW / 25 HP, 380 - 500 VAC, IP55 / Type 12, RFI Class A2 (C3), No brake chopper Further options according to typecode	131B2082	Buy on EAN
VLT® AutomationDrive FC 300 3.0 KW / 4.0 HP, 380 - 480 VAC, IP20 / Chassis, RFI Class A2 (C3), Brake chopper Further options according to typecode	131B1282	Buy on EAN
VLT® AutomationDrive FC 300 4.0 KW / 5.5 HP, 380 - 480 VAC, IP20 / Chassis, RFI Class A2 (C3), No brake chopper Further options according to typecode	131B1283	Buy on EAN
VLT® AutomationDrive FC 300 3.0 KW / 4.0 HP, 380 - 480 VAC, IP20 / Chassis, RFI Class A2 (C3), No brake chopper Further options according to typecode	131B1281	Buy on EAN
VLT® AutomationDrive FC 300 5.5 KW / 7.5 HP, 380 - 480 VAC, IP20 / Chassis, RFI Class A2 (C3), Brake chopper Further options according to typecode	131B1286	Buy on EAN
VLT® AutomationDrive FC 300 7.5 KW / 10 HP, 380 - 480 VAC, IP20 / Chassis, RFI Class A2 (C3), No brake chopper Further options according to typecode	131B1287	Buy on EAN
VLT® AutomationDrive FC 300 4.0 KW / 5.5 HP, 380 - 480 VAC, IP20 / Chassis, RFI Class A2 (C3), Brake chopper Further options according to typecode	131B1284	Buy on EAN
VLT® AutomationDrive FC 300 5.5 KW / 7.5 HP, 380 - 480 VAC, IP20 / Chassis, RFI Class A2 (C3), No brake chopper Further options according to typecode	131B1285	Buy on EAN
VLT® HVAC Drive FC 102 30 KW / 40 HP, 380 - 480 VAC, No brake chopper, IP20 / Chassis, RFI Class A1/B (C1), PROFINET MCA 120, No B Option, Not coated PCB, No Mains Option FC-102P30KT4E20H1XGXXXXSXXXXALBXCXXXXDX	131Z1134	Buy on EAN
VLT® AutomationDrive FC 300 0.75 KW / 1.0 HP, 200 - 240 VAC, IP20 / Chassis, RFI Class A1/B (C1), Brake chopper Further options according to typecode	131B0776	Buy on EAN
VLT® AutomationDrive FC 300 2.2 KW / 3.0 HP, 200 - 240 VAC, IP20 / Chassis, RFI Class A1/B (C1), Brake chopper Further options according to typecode	131B0770	Buy on EAN
VLT® AQUA Drive FC 200 37 KW / 50 HP, 380 - 480 VAC, IP20 / Chassis, RFI Class A1/B (C1), No brake chopper FC-202P37KT4E20H1XGXXXXSXXXXA0BXCXXXXDX	131H3044	Buy on EAN

VLT® AutomationDrive FC 300 7.5 KW / 10 HP, 380 - 500 VAC, IP55 / Type 12, RFI Class A1/B (C1), Brake chopper Further options according to typecode	131B2887	Buy on EAN
VLT® AutomationDrive FC 300 7.5 KW / 10 HP, 380 - 500 VAC, IP20 / Chassis, RFI Class A1/B (C1), Brake chopper Further options according to typecode	131B2886	Buy on EAN
VLT® AutomationDrive FC 300 5.5 KW / 7.5 HP, 200 - 240 VAC, IP20 / Chassis, RFI Class A2 (C3), No brake chopper Further options according to typecode	131F8899	Buy on EAN
VLT® AQUA Drive FC 200 5.5 KW / 7.5 HP, 380 - 480 VAC, IP20 / Chassis, RFI Class A1/B (C1), No brake chopper FC-202P5K5T4E20H1XGXXXXSXXXXAXBXXXXDX	131B8942	Buy on EAN
VLT® AutomationDrive FC 300 3.7 KW / 5.0 HP, 200 - 240 VAC, IP20 / Chassis, RFI Class A2 (C3), Brake chopper Further options according to typecode	131B1194	Buy on EAN
VLT® AutomationDrive FC 300 15 KW / 20 HP, 380 - 500 VAC, IP20 / Chassis, RFI Class A1/B (C1), No brake chopper Further options according to typecode	131F8890	Buy on EAN
VLT® AQUA Drive FC 200 75 KW / 100 HP, 380 - 480 VAC, IP20 / Chassis, RFI Class A1/B (C1), No brake chopper FC-202P75KT4E20H1XGXXXXSXXXXA0BXXXXDX	131H2255	Buy on EAN
VLT® HVAC Drive FC 102 15 KW / 20 HP, 380 - 480 VAC, Safe Stop, IP20 / Chassis, RFI Class A2 (C3), PROFINET MCA 120, No B Option, Not coated PCB, No Mains Option FC-102P15KT4E20H2TGXXXXSXXXXALBXXXXDX	134L2282	Buy on EAN
VLT® AutomationDrive FC 300 7.5 KW / 10 HP, 380 - 500 VAC, IP20 / Chassis, RFI Class A1/B (C1), Brake chopper Further options according to typecode	131B0487	Buy on EAN
VLT® AutomationDrive FC 300 5.5 KW / 7.5 HP, 380 - 500 VAC, IP20 / Chassis, RFI Class A1/B (C1), Brake chopper Further options according to typecode	131B0486	Buy on EAN
VLT® AutomationDrive FC 300 3.0 KW / 4.0 HP, 380 - 500 VAC, IP20 / Chassis, RFI Class A1/B (C1), Brake chopper Further options according to typecode	131B0484	Buy on EAN
VLT® AutomationDrive FC 300 2.2 KW / 3.0 HP, 380 - 500 VAC, IP20 / Chassis, RFI Class A1/B (C1), Brake chopper Further options according to typecode	131B0483	Buy on EAN
VLT® AutomationDrive FC 300 1.5 KW / 2.0 HP, 380 - 500 VAC, IP20 / Chassis, RFI Class A1/B (C1), Brake chopper Further options according to typecode	131B0482	Buy on EAN
VLT® AutomationDrive FC 300 1.1 KW / 1.5 HP, 380 - 500 VAC, IP20 / Chassis, RFI Class A1/B (C1), Brake chopper Further options according to typecode	131B0481	Buy on EAN
VLT® AutomationDrive FC 300 0.75 KW / 1.0 HP, 380 - 500 VAC, IP20 / Chassis, RFI Class A1/B (C1), Brake chopper Further options according to typecode	131B0480	Buy on EAN
VLT® AutomationDrive FC 300 5.5 KW / 7.5 HP, 380 - 480 VAC, IP20 / Chassis, RFI Class A1/B (C1), No brake chopper Further options according to typecode	131B3094	Buy on EAN

VLT® AQUA Drive FC 200 11 KW / 15 HP, 380 - 480 VAC, IP20 / Chassis, RFI Class A1/B (C1), No brake chopper FC-202P11KT4E20H1XGCSXXXSXXXXAXB0CXXXXDX	131G1197	Buy on EAN
VLT® HVAC Drive FC 102 4.0 KW / 5.5 HP, 380 - 480 VAC, No brake chopper, IP20 / Chassis, RFI Class A1/B (C1), PROFIBUS DP MCA 101, No B Option, Not coated PCB, No Mains Option FC-102P4K0T4E20H1XXXXXSXXXXA0BXCXXXXDX	131F1773	Buy on EAN
VLT® AutomationDrive FC 300 1.5 KW / 2.0 HP, 200 - 240 VAC, IP55 / Type 12, RFI Class A2 (C3), No brake chopper Further options according to typecode	131N3976	Buy on EAN
VLT® AutomationDrive FC 300 1.1 KW / 1.5 HP, 380 - 500 VAC, IP55 / Type 12, RFI Class A1/B (C1), No brake chopper Further options according to typecode	131B3276	Buy on EAN
VLT® HVAC Drive FC 102 15 KW / 20 HP, 380 - 480 VAC, No brake chopper, IP20 / Chassis, RFI Class A1/B (cable len)(C1), No A Option, No B Option, Not coated PCB, No Mains Option FC-102P15KT4E20H3XGXXXXSXXXXAXBXCXXXXDX	131F8308	Buy on EAN
VLT® AutomationDrive FC 300 75 KW / 100 HP, 380 - 500 VAC, IP21 / Type 1, RFI Class A1/B (C1), No brake chopper Further options according to typecode	131B4583	Buy on EAN
VLT® AutomationDrive FC 300 30 KW / 40 HP, 380 - 500 VAC, IP20 / Chassis, RFI Class A1/B (C1), Brake chopper Further options according to typecode	131H1604	Buy on EAN
VLT® HVAC Drive FC 102 22 KW / 30 HP, 200 - 240 VAC, No brake chopper, IP20 / Chassis, RFI Class A2 (C3), No A Option, No B Option, Not coated PCB, No Mains Option FC-102P22KT2E20H2XGXXXXSXXXXAXBXCXXXXDX	131H5694	Buy on EAN
VLT® AutomationDrive FC 300 18.5 KW / 25 HP, 380 - 480 VAC, IP21 / Type 1, RFI Class A1/B (C1), No brake chopper Further options according to typecode	131F0078	Buy on EAN
VLT® AutomationDrive FC 300 15 KW / 20 HP, 380 - 500 VAC, IP20 / Chassis, RFI Class A1/B (C1), No brake chopper Further options according to typecode	131F8178	Buy on EAN
VLT® HVAC Drive FC 102 37 KW / 50 HP, 380 - 480 VAC, Safe Stop, IP20 / Chassis, RFI Class A2 (C3), PROFIBUS DP MCA 101, No B Option, Not coated PCB, No Mains Option FC-102P37KT4E20H2TGXXXXSXXXXA0BXCXXXXD0	131X3170	Buy on EAN
VLT® HVAC Drive FC 102 18.5 KW / 25 HP, 380 - 480 VAC, Safe Stop, IP20 / Chassis, RFI Class A2 (C3), PROFIBUS DP MCA 101, No B Option, Not coated PCB, No Mains Option FC-102P18KT4E20H2TGXXXXSXXXXA0BXCXXXXD0	131X3172	Buy on EAN
VLT® AutomationDrive FC 300 7.5 KW / 10 HP, 380 - 500 VAC, IP20 / Chassis, RFI Class A1/B (C1), No brake chopper Further options according to typecode	131B0003	Buy on EAN
VLT® AutomationDrive FC 300 5.5 KW / 7.5 HP, 380 - 500 VAC, IP20 / Chassis, RFI Class A1/B (C1), No brake chopper Further options according to typecode	131B0002	Buy on EAN
VLT® AutomationDrive FC 300 4.0 KW / 5.5 HP, 380 - 500 VAC, IP20 / Chassis, RFI Class A1/B (C1), No brake chopper Further options according to typecode	131B0001	Buy on EAN

VLT® AutomationDrive FC 300 2.2 KW / 3.0 HP, 200 - 240 VAC, IP20 / Chassis, RFI Class A1/B (C1), No brake chopper Further options according to typecode	131B0007	Buy on EAN
VLT® AutomationDrive FC 300 4.0 KW / 5.5 HP, 380 - 500 VAC, IP20 / Chassis, RFI Class A1/B (C1), Brake chopper Further options according to typecode	131B0006	Buy on EAN
VLT® AutomationDrive FC 300 5.5 KW / 7.5 HP, 380 - 500 VAC, IP20 / Chassis, RFI Class A1/B (C1), Brake chopper Further options according to typecode	131B0005	Buy on EAN
VLT® AutomationDrive FC 300 7.5 KW / 10 HP, 380 - 500 VAC, IP20 / Chassis, RFI Class A1/B (C1), Brake chopper Further options according to typecode	131B0004	Buy on EAN
VLT® AutomationDrive FC 300 0.75 KW / 1.0 HP, 200 - 240 VAC, IP20 / Chassis, RFI Class A2 (C3), No brake chopper Further options according to typecode	131B0555	Buy on EAN
VLT® AutomationDrive FC 300 1.1 KW / 1.5 HP, 200 - 240 VAC, IP20 / Chassis, RFI Class A2 (C3), No brake chopper Further options according to typecode	131B0556	Buy on EAN
VLT® AutomationDrive FC 300 0.37 KW / 0.50 HP, 200 - 240 VAC, IP20 / Chassis, RFI Class A2 (C3), No brake chopper Further options according to typecode	131B0553	Buy on EAN
VLT® AutomationDrive FC 300 1.5 KW / 2.0 HP, 380 - 500 VAC, IP20 / Chassis, RFI Class A1/B (C1), No brake chopper Further options according to typecode	131B5466	Buy on EAN
VLT® AutomationDrive FC 300 90 KW / 125 HP, 380 - 500 VAC, IP00 / Chassis, RFI class A1 (C2), No brake chopper Further options according to typecode	131L1318	Buy on EAN
VLT® AutomationDrive FC 300 0.37 KW / 0.50 HP, 200 - 240 VAC, IP20 / Chassis, RFI Class A2 (C3), No brake chopper Further options according to typecode	131B4656	Buy on EAN
VLT® AutomationDrive FC 300 1.5 KW / 2.0 HP, 200 - 240 VAC, IP20 / Chassis, RFI Class A2 (C3), No brake chopper Further options according to typecode	131B4657	Buy on EAN
VLT® AutomationDrive FC 300 1.5 KW / 2.0 HP, 380 - 480 VAC, IP20 / Chassis, RFI Class A2 (C3), No brake chopper Further options according to typecode	131B0953	Buy on EAN
VLT® AutomationDrive FC 300 11 KW / 15 HP, 380 - 500 VAC, IP20 / Chassis, RFI Class A2 (C3), No brake chopper Further options according to typecode	131F8843	Buy on EAN
VLT® HVAC Drive FC 102 45 KW / 60 HP, 380 - 480 VAC, No brake chopper, IP20 / Chassis, RFI Class A1/B (C1), LonWorks MCA 108, No B Option, Coated PCB, No Mains Option FC-102P45KT4E20H1XGCXXXSXXXAGBXCXXXXDX	134N6950	Buy on EAN
VLT® AutomationDrive FC 300 1.5 KW / 2.0 HP, 380 - 480 VAC, IP20 / Chassis, RFI Class A2 (C3), Brake chopper Further options according to typecode	131B0954	Buy on EAN
VLT® AQUA Drive FC 200 22 KW / 30 HP, 380 - 480 VAC, IP20 / Chassis, RFI Class A2 (C3), No brake chopper FC-202P22KT4E20H2XXXXXSXXXXAXBXCXXXXDX	131F6764	Buy on EAN

VLT® HVAC Drive FC 102 15 KW / 20 HP, 380 - 480 VAC, Safe Stop, IP20 / Chassis, RFI Class A2 (C3), No A Option, No B Option, Not coated PCB, No Mains Option FC-102P15KT4E20H2TGXXXXXXXAXBXXXXX	131G6771	Buy on EAN
VLT® AQUA Drive FC 200 30 KW / 40 HP, 380 - 480 VAC, IP20 / Chassis, RFI Class A2 (C3), Safe Stop FC-202P30KT4E20H2TGXXXXXXXAXBXXXXX	131G6777	Buy on EAN
VLT® AutomationDrive FC 300 37 KW / 50 HP, 380 - 500 VAC, IP21 / Type 1, RFI Class A2 (C3), Brake chopper Further options according to typecode	131B3457	Buy on EAN
VLT® AQUA Drive FC 200 18.5 KW / 25 HP, 380 - 480 VAC, IP20 / Chassis, RFI Class A2 (C3), No brake chopper FC-202P18KT4E20H2XXXXXXXAXA4BXXXXX	131L9666	Buy on EAN
VLT® AutomationDrive FC 300 4.0 KW / 5.5 HP, 380 - 500 VAC, IP66 / NEMA 4X, RFI Class A2 (C3), No brake chopper Further options according to typecode	131F6251	Buy on EAN
VLT® AutomationDrive FC 300 11 KW / 15 HP, 380 - 480 VAC, IP21 / Type 1, RFI Class A1/B (C1), No brake chopper Further options according to typecode	131B6433	Buy on EAN
VLT® AutomationDrive FC 300 30 KW / 40 HP, 380 - 480 VAC, IP21 / Type 1, RFI Class A2 (C3), Brake chopper Further options according to typecode	131B6434	Buy on EAN
VLT® AutomationDrive FC 300 5.5 KW / 7.5 HP, 380 - 500 VAC, IP20 / Chassis, RFI Class A1/B (C1), Brake chopper Further options according to typecode	131B0825	Buy on EAN
VLT® AutomationDrive FC 300 2.2 KW / 3.0 HP, 380 - 500 VAC, IP20 / Chassis, RFI Class A1/B (C1), No brake chopper Further options according to typecode	131B0827	Buy on EAN
VLT® HVAC Drive FC 102 2.2 KW / 3.0 HP, 380 - 480 VAC, No brake chopper, IP20 / Chassis, RFI Class A1/B (C1), LonWorks MCA 108, No B Option, Coated PCB, No Mains Option FC-102P2K2T4E20H1XGXXXXXXXAGBXXXXX	131U7420	Buy on EAN
VLT® AQUA Drive FC 200 15 KW / 20 HP, 380 - 480 VAC, IP20 / Chassis, RFI Class A2 (C3), No brake chopper FC-202P15KT4E20H2XXXXXXXAXA4BXXXXX	131G7845	Buy on EAN
VLT® AQUA Drive FC 200 11 KW / 15 HP, 380 - 480 VAC, IP20 / Chassis, RFI Class A2 (C3), No brake chopper FC-202P11KT4E20H2XXXXXXXAXA4BXXXXX	131G7844	Buy on EAN
VLT® AQUA Drive FC 200 30 KW / 40 HP, 380 - 480 VAC, IP20 / Chassis, RFI Class A2 (C3), No brake chopper FC-202P30KT4E20H2XXXXXXXAXBXXXXX	131F6769	Buy on EAN
VLT® AutomationDrive FC 300 22 KW / 30 HP, 380 - 500 VAC, IP21 / Type 1, RFI Class A1/B (C1), No brake chopper Further options according to typecode	131B1865	Buy on EAN
VLT® AQUA Drive FC 200 7.5 KW / 10 HP, 380 - 480 VAC, IP20 / Chassis, RFI Class A1/B (cable len)(C1), No brake chopper FC-202P7K5T4E20H3XGXXXXXXXA0BXXXXX	131F7795	Buy on EAN
VLT® AutomationDrive FC 300 0.75 KW / 1.0 HP, 380 - 480 VAC, IP20 / Chassis, RFI Class A2 (C3), No brake chopper Further options according to typecode	131B0917	Buy on EAN

VLT® AQUA Drive FC 200 11 KW / 15 HP, 380 - 480 VAC, IP20 / Chassis, RFI Class A2 (C3), Safe Stop FC-202P11KT4E20H2TGXXXXSXXXXA0BXCXXXXDX	131G7191	Buy on EAN
VLT® AQUA Drive FC 200 11 KW / 15 HP, 380 - 480 VAC, IP20 / Chassis, RFI Class A2 (C3), Safe Stop FC-202P11KT4E20H2TGXXXXSXXXXA0BYCXXXXDX	131G7190	Buy on EAN
VLT® AQUA Drive FC 200 7.5 KW / 10 HP, 380 - 480 VAC, IP20 / Chassis, RFI Class A2 (C3), Safe Stop FC-202P7K5T4E20H2TGXXXXSXXXXA0BXCXXXXDX	131G7193	Buy on EAN
VLT® AQUA Drive FC 200 7.5 KW / 10 HP, 380 - 480 VAC, IP20 / Chassis, RFI Class A2 (C3), Safe Stop FC-202P7K5T4E20H2TGXXXXSXXXXA0BYCXXXXDX	131G7192	Buy on EAN
VLT® AutomationDrive FC 300 5.5 KW / 7.5 HP, 380 - 500 VAC, IP55 / Type 12, RFI Class A1/B (C1), No brake chopper Further options according to typecode	131B3149	Buy on EAN
VLT® AutomationDrive FC 300 7.5 KW / 10 HP, 200 - 240 VAC, IP20 / Chassis, RFI Class A2 (C3), No brake chopper Further options according to typecode	131H2230	Buy on EAN
VLT® HVAC Drive FC 102 2.2 KW / 3.0 HP, 200 - 240 VAC, No brake chopper, IP20 / Chassis, RFI Class A1/B (C1), No A Option, No B Option, Not coated PCB, No Mains Option FC-102P2K2T2E20H1XGXXXXSXXXXAXBXXXXDX	131B7630	Buy on EAN
VLT® AutomationDrive FC 300 75 KW / 100 HP, 380 - 500 VAC, IP55 / Type 12, RFI Class A2 (C3), No brake chopper Further options according to typecode	131F1359	Buy on EAN
VLT® AQUA Drive FC 200 2.2 KW / 3.0 HP, 380 - 480 VAC, IP20 / Chassis, RFI Class A2 (C3), No brake chopper FC-202P2K2T4E20H2XXXXXSXXXXA0BXCXXXXDX	131H3009	Buy on EAN
VLT® AutomationDrive FC 300 15 KW / 20 HP, 380 - 480 VAC, IP20 / Chassis, RFI Class A2 (C3), No brake chopper Further options according to typecode	131F5495	Buy on EAN
VLT® AutomationDrive FC 300 1.1 KW / 1.5 HP, 380 - 480 VAC, IP20 / Chassis, RFI Class A1/B (C1), No brake chopper Further options according to typecode	131B1437	Buy on EAN
VLT® AutomationDrive FC 300 2.2 KW / 3.0 HP, 380 - 500 VAC, IP20 / Chassis, RFI Class A1/B (C1), No brake chopper Further options according to typecode	131H2352	Buy on EAN
VLT® HVAC Drive FC 102 1.5 KW / 2.0 HP, 380 - 480 VAC, No brake chopper, IP20 / Chassis, RFI Class A1/B (C1), No A Option, No B Option, Not coated PCB, No Mains Option FC-102P1K5T4E20H1XXXXXSXXXXAXBXXXXDX	131B7529	Buy on EAN
VLT® AutomationDrive FC 300 2.2 KW / 3.0 HP, 200 - 240 VAC, IP66 / NEMA 4X, RFI Class A1/B (C1), No brake chopper Further options according to typecode	131N3989	Buy on EAN
VLT® AutomationDrive FC 300 0.75 KW / 1.0 HP, 380 - 480 VAC, IP20 / Chassis A1 Frame, RFI Class A2 (C3), Safe Stop Further options according to typecode	131B5520	Buy on EAN
VLT® AutomationDrive FC 300 11 KW / 15 HP, 380 - 480 VAC, IP20 / Chassis, RFI Class A2 (C3), No brake chopper Further options according to typecode	131H0089	Buy on EAN

VLT® HVAC Drive FC 102 30 KW / 40 HP, 380 - 480 VAC, Safe Stop, IP20 / Chassis, RFI Class A1/B (C1), PROFIBUS DP MCA 101, No B Option, Not coated PCB, No Mains Option FC-102P30KT4E20H1TGXXXXXXXA0BXCXXXXD0	131L8447	Buy on EAN
VLT® AQUA Drive FC 200 5.5 KW / 7.5 HP, 380 - 480 VAC, IP20 / Chassis, RFI Class A1/B (cable len)(C1), No brake chopper FC-202P5K5T4E20H3XGXXXXXXXAXBXCXXXXDX	131B8941	Buy on EAN
VLT® HVAC Drive FC 102 18.5 KW / 25 HP, 380 - 480 VAC, No brake chopper, IP20 / Chassis, RFI Class A2 (C3), PROFIBUS DP MCA 101, No B Option, Not coated PCB, No Mains Option FC-102P18KT4E20H2XXXXXXXSXXXXA0BXCXXXXDX	131H3829	Buy on EAN
VLT® HVAC Drive FC 102 7.5 KW / 10 HP, 380 - 480 VAC, No brake chopper, IP20 / Chassis, RFI Class A2 (C3), No A Option, MCB-109 I/O, RTC Back-up, Not coated PCB, No Mains Option FC-102P7K5T4E20H2XGXXXXXXXAXB0CXXXXDX	131F5889	Buy on EAN
VLT® HVAC Drive FC 102 3.0 KW / 4.0 HP, 380 - 480 VAC, No brake chopper, IP20 / Chassis, RFI Class A2 (C3), No A Option, No B Option, Not coated PCB, No Mains Option FC-102P3K0T4E20H2XNXXXXXXXAXBXCXXXXDX	131B7911	Buy on EAN
VLT® AQUA Drive FC 200 7.5 KW / 10 HP, 200 - 240 VAC, IP20 / Chassis, RFI Class A2 (C3), No brake chopper FC-202P7K5T2E20H2XGXXXXXXXAXBXCXXXXDX	131F7536	Buy on EAN
VLT® AutomationDrive FC 300 3.0 KW / 4.0 HP, 380 - 500 VAC, IP20 / Chassis, RFI Class A1/B (C1), No brake chopper Further options according to typecode	131F9978	Buy on EAN