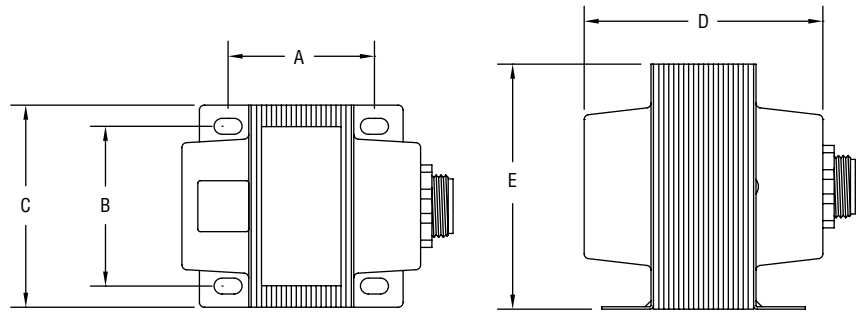


AC POWER TRANSFORMERS

20 VA to 150 VA, Single or Dual Hub, Circuit Breaker, UL Class 2



Model	Dimensions in [mm]				
	A	B	C	D	E
APT-20-0SN	1-31/64 (37.6)	1-21/32 (41.9)	1-7/8 (47.5)	2-17/64 (57.4)	2-39/64 (66.2)
APT-20-1SN	1-31/64 (37.6)	1-21/32 (41.9)	1-7/8 (47.5)	2-17/64 (57.4)	2-39/64 (66.2)
APT-40-0SN	1-61/64 (49.5)	1-25/32 (45.2)	2-11/64 (55.0)	2-43/64(68.0)	2-7/8 (73.0)
APT-40-1SN	1-61/64 (49.5)	1-25/32 (45.2)	2-11/64 (55.0)	2-43/64(68.0)	2-7/8 (73.0)
APT-40-1DN	1-61/64 (49.5)	1-25/32 (45.2)	2-11/64 (55.0)	2-43/64(68.0)	2-7/8 (73.0)
APT-40-2SN	1-61/64 (49.5)	1-25/32 (45.2)	2-11/64 (55.0)	2-43/64(68.0)	2-7/8 (73.0)
APT-40-2DN	1-61/64 (49.5)	1-25/32 (45.2)	2-11/64 (55.0)	2-43/64(68.0)	2-7/8 (73.0)
APT-40-3SN	1-61/64 (49.5)	1-25/32 (45.2)	2-11/64 (55.0)	2-43/64(68.0)	2-7/8 (73.0)
APT-40-5DN	1-61/64 (49.5)	1-25/32 (45.2)	2-11/64 (55.0)	2-3/4 (70.0)	2-7/8 (73.0)
APT-50-1SN	1-13/16 (46.0)	1-31/32 (50.2)	2-1/2 (63.5)	2-61/64 (75.0)	3-1/32 (77.0)
APT-50-1DN	1-61/64 (49.5)	1-25/32 (45.2)	2-11/64 (55.0)	2-3/4 (70.0)	2-7/8 (73.0)
APT-50-1SB	1-13/16 (46.0)	1-31/32 (50.2)	2-1/2 (63.5)	3-31/64 (88.5)	3-1/32 (77.0)
APT-50-1DB	1-13/16 (46.0)	1-31/32 (50.2)	2-1/2 (63.5)	3-31/64 (88.5)	3-1/32 (77.0)
APT-50-2SN	2-1/32 (51.5)	1-25/32 (45.2)	2-11/64 (55.0)	2-3/4 (70.0)	2-7/8 (73.0)
APT-50-2DN	1-61/64 (49.5)	1-31/32 (50.2)	2-11/64 (55.0)	2-3/4 (70.0)	2-7/8 (73.0)
APT-50-2SB	1-13/16 (46.0)	1-31/32 (50.2)	2-1/2 (63.5)	3-7/16 (87.1)	3-1/32 (77.0)
APT-50-2DB	1-13/16 (46.0)	1-31/32 (50.2)	2-1/2 (63.5)	3-7/16 (87.1)	3-1/32 (77.0)
APT-50-5SB	1-13/16 (46.0)	1-31/32 (50.2)	2-1/2 (63.5)	3-7/16 (87.1)	3-1/32 (77.0)
APT-50-5DB	1-13/16 (46.0)	1-31/32 (50.2)	2-1/2 (63.5)	3-7/16 (87.1)	3-1/32 (77.0)
APT-75-1SB	2-13/64 (56.0)	1-31/32 (50.2)	2-1/2 (63.5)	3-7/8 (98.5)	3-1/32 (77.0)
APT-75-1DB	2-13/64 (56.0)	1-31/32 (50.2)	2-1/2 (63.5)	3-7/8 (98.5)	3-1/32 (77.0)
APT-75-2SB	2-13/64 (56.0)	1-31/32 (50.2)	2-1/2 (63.5)	3-7/8 (98.5)	3-1/32 (77.0)
APT-75-2DB	2-13/64 (56.0)	1-31/32 (50.2)	2-1/2 (63.5)	3-53/64 (97.1)	3-1/32 (77.0)
APT-75-5SB	2-13/64 (56.0)	1-31/32 (50.2)	2-1/2 (63.5)	3-53/64 (97.1)	3-1/32 (77.0)
APT-75-5DB	2-13/64 (56.0)	1-31/32 (50.2)	2-1/2 (63.5)	3-53/64 (97.1)	3-1/32 (77.0)
APT-100-1SB	2-13/32 (61.0)	1-31/32 (50.2)	2-1/2 (63.5)	4-5/64 (103.5)	3-1/32 (77.0)
APT-100-1DB	2-13/32 (61.0)	1-31/32 (50.2)	2-1/2 (63.5)	4-5/64 (103.5)	3-1/32 (77.0)
APT-100-1DB-20*	2-13/32 (61.0)	1-31/32 (50.2)	2-1/2 (63.5)	4-5/64 (103.5)	3-1/32 (77.0)
APT-100-2SB	2-13/32 (61.0)	1-31/32 (50.2)	2-1/2 (63.5)	4-5/64 (103.5)	3-1/32 (77.0)
APT-100-2DB	2-13/32 (61.0)	1-31/32 (50.2)	2-1/2 (63.5)	4-1/32 (102.1)	3-1/32 (77.0)
APT-100-5SB	2-39/64 (66.0)	1-31/32 (50.2)	2-1/2 (63.5)	4-1/4 (107.1)	3-1/32 (77.0)
APT-100-5DB	2-39/64 (66.0)	1-31/32 (50.2)	2-1/2 (63.5)	4-1/4 (107.1)	3-1/32 (77.0)
APT-150-1DB	2-33/64 (64.0)	1-31/32 (50.2)	2-1/2 (63.5)	3-9/16 (90.5)	3-1/32 (77.0)

*20" wire 18 AWG leads.

THE SERIES APT AC POWER TRANSFORMERS provide isolated step-down to 24 VAC with models offering VA ratings of 20, 40, 50, 75, 96, or 150 VA's. These cost efficient transformers are offered in single or dual 1/2" NPT threaded hub mounts with 8-1/2" 18 AWG wire leads, to meet the installation requirements of a variety of building automation and control panel applications in HVAC. All models are UL Class 2 listed.

SPECIFICATIONS
Input Voltage: See model chart.
Input Frequency: 50/60 Hz.
Output Voltage: See model chart.
Output VA Rating: 20, 40, 50, 75, 96, or 150 VA.
Mounting: Slotted foot mount with single, or dual 1/2" NPT hub.
Current Protection: See model chart.
Electrical Connections: Models ending in -20: 20" (508 mm) 18 AWG leads; All other models: 8.5" (210 mm) 18 AWG leads.
Weight: See model chart.
Agency Approvals: CE, RoHS, cUL, UL.

AC POWER TRANSFORMERS

20 VA to 150 VA, Single or Dual Hub, Circuit Breaker, UL Class 2

MODEL CHART								
Model	Rating	Input Voltage	Output Voltage	Mounting	Current Protection	Wiring	Weight	Price
APT-20-0SN	20 VA	24 VAC	24 VAC	Foot mount w/ single hub	Inherent	Diagram B	1.25 lb (0.57 kg)	\$9.00
APT-20-1SN	20 VA	120 VAC	24 VAC	Foot mount w/ single hub	Inherent	Diagram A	1.29 lb (0.59 kg)	8.50
APT-40-0SN	40 VA	24 VAC	24 VAC	Foot mount w/ single hub	Internal fuse	Diagram B	1.96 lb (0.89 kg)	12.00
APT-40-1SN	40 VA	120 VAC	24 VAC	Foot mount w/ single hub	Internal fuse	Diagram A	1.98 lb (0.90 kg)	10.50
APT-40-1DN	40 VA	120 VAC	24 VAC	Foot mount w/ dual hub	Internal fuse	Diagram A	2.03 lb (0.92 kg)	10.50
APT-40-2SN	40 VA	240 VAC	24 VAC	Foot mount w/ single hub	Internal fuse	Diagram C	1.98 lb (0.90 kg)	12.00
APT-40-2DN	40 VA	240 VAC	24 VAC	Foot mount w/ dual hub	Internal fuse	Diagram C	2.03 lb (0.92 kg)	12.50
APT-40-3SN	40 VA	120/208/240/277 VAC	24 VAC	Foot mount w/ single hub	Internal fuse	Diagram E	2.07 lb (0.94 kg)	12.00
APT-40-5DN	40 VA	120/208/240/277/480 VAC	24 VAC	Foot mount w/ dual hub	Internal fuse	Diagram D	2.29 lb (1.04 kg)	12.00
APT-50-1SN	50 VA	120 VAC	24 VAC	Foot mount w/ single hub	Internal fuse	Diagram A	2.43 lb (1.10 kg)	12.50
APT-50-1DN	50 VA	120 VAC	24 VAC	Foot mount w/ dual hub	Button circuit breaker	Diagram A	2.47 lb (1.12 kg)	13.00
APT-50-1SB	50 VA	120 VAC	24 VAC	Foot mount w/ single hub	Button circuit breaker	Diagram A	2.77 lb (1.26 kg)	16.50
APT-50-1DB	50 VA	120 VAC	24 VAC	Foot mount w/ dual hub	Internal fuse	Diagram A	2.77 lb (1.26 kg)	20.50
APT-50-2SN	50 VA	240 VAC	24 VAC	Foot mount w/ single hub	Internal fuse	Diagram C	2.49 lb (1.13 kg)	12.50
APT-50-2DN	50 VA	240 VAC	24 VAC	Foot mount w/ dual hub	Button circuit breaker	Diagram C	2.53 lb (1.15 kg)	13.00
APT-50-2SB	50 VA	240 VAC	24 VAC	Foot mount w/ single hub	Button circuit breaker	Diagram C	2.77 lb (1.26 kg)	18.00
APT-50-2DB	50 VA	240 VAC	24 VAC	Foot mount w/ dual hub	Button circuit breaker	Diagram C	2.81 lb (1.28 kg)	18.50
APT-50-5SB	50 VA	120/208/240/277/480 VAC	24 VAC	Foot mount w/ single hub	Button circuit breaker	Diagram D	2.69 lb (1.22 kg)	20.00
APT-50-5DB	50 VA	120/208/240/277/480 VAC	24 VAC	Foot mount w/ dual hub	Button circuit breaker	Diagram D	2.73 lb (1.24 kg)	20.50
APT-75-1SB	75 VA	120 VAC	24 VAC	Foot mount w/ single hub	Button circuit breaker	Diagram A	3.53 lb (1.60 kg)	23.00
APT-75-1DB	75 VA	120 VAC	24 VAC	Foot mount w/ dual hub	Button circuit breaker	Diagram A	3.57 lb (1.62 kg)	23.50
APT-75-2SB	75 VA	240 VAC	24 VAC	Foot mount w/ single hub	Button circuit breaker	Diagram C	3.53 lb (1.60 kg)	21.00
APT-75-2DB	75 VA	240 VAC	24 VAC	Foot mount w/ dual hub	Button circuit breaker	Diagram C	3.57 lb (1.62 kg)	21.50
APT-75-5SB	75 VA	120/208/240/277/480 VAC	24 VAC	Foot mount w/ single hub	Button circuit breaker	Diagram D	3.60 lb (1.63 kg)	25.00
APT-75-5DB	75 VA	120/208/240/277/480 VAC	24 VAC	Foot mount w/ dual hub	Button circuit breaker	Diagram D	3.62 lb (1.64 kg)	25.50
APT-100-1SB	100 VA	120 VAC	24 VAC	Foot mount w/ single hub	Button circuit breaker	Diagram A	3.97 lb (1.80 kg)	25.00
APT-100-1DB	100 VA	120 VAC	24 VAC	Foot mount w/ dual hub	Button circuit breaker	Diagram A	4.01 lb (1.82 kg)	25.50
APT-100-1DB-20*	100 VA	120 VAC	24 VAC	Foot mount w/ dual hub	Button circuit breaker	Diagram A	4.05 lb (1.84 kg)	26.00
APT-100-2SB	100 VA	240 VAC	24 VAC	Foot mount w/ single hub	Button circuit breaker	Diagram C	3.97 lb (1.80 kg)	24.00
APT-100-2DB	100 VA	240 VAC	24 VAC	Foot mount w/ dual hub	Button circuit breaker	Diagram C	4.01 lb (1.82 kg)	24.50
APT-100-5SB	100 VA	120/208/240/277/480 VAC	24 VAC	Foot mount w/ single hub	Button circuit breaker	Diagram D	4.03 lb (1.83 kg)	27.00
APT-100-5DB	100 VA	120/208/240/277/480 VAC	24 VAC	Foot mount w/ dual hub	Button circuit breaker	Diagram D	4.05 lb (1.84 kg)	27.50
APT-150-1DB	150 VA	120 VAC	24 VAC	Foot mount w/ dual hub	Button circuit breaker	Diagram A	4.98 lb (2.26 kg)	31.00

*20" wire 18 AWG leads.

Power Supplies/
Transformers

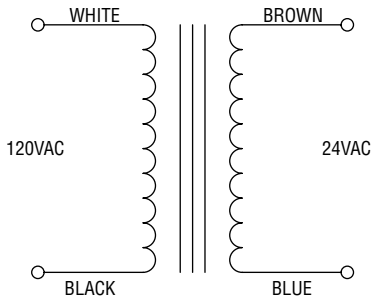


Diagram A

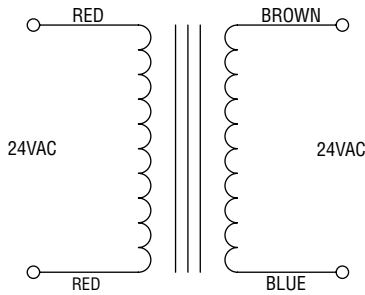


Diagram B

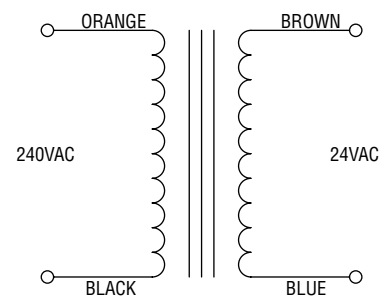


Diagram C

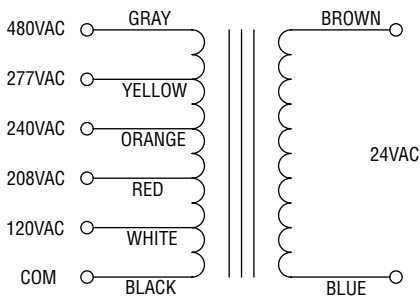


Diagram D

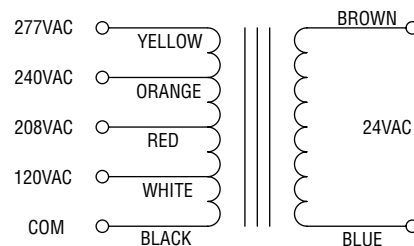


Diagram E