



*Danish troops in Zeeland in 1813. Troopers of the Hussar Regiment and musketeers of Holstenske Infantry Regiment in service dress. Painting by Christian Würgler Hansen.*

## **Danish Infantry of the Line and Light Infantry 1803-1814 The Perry Achievement**

*By Hans Chr. Wolter*

*This article has benefitted considerably from very qualified assistance from Mr. Jørgen K. Larsen and Mr. Ole Thureholm.*

### **1. Welcome in the Field!**

Alan and Michael Perry, who are impressively keen on sculpturing and favouring 28 mm figures for wargaming and display, manage Perry Miniatures. Their company offers a wide range of high-quality metal and plastic figures from a number of historical conflicts. A glance at the website of Perry Miniatures:

<https://www.perry-miniatures.com/index.php>

bears evidence to the volume of production and the considerable and accurate details prevailing throughout their entire range.

In March 2016 a new series of Danish-Norwegian infantry slipped out of the moulds and took the stage. Alan Perry has designed this collection of metal figures of foot soldiers from the Napoleonic era.

We take great pleasure in presenting these attractive figures and seize the opportunity to provide information on the challenges met and the organisation applicable to the Danish Army in the years from 1803 to 1814, and also offering facts on uniforms and illustrations to assist the figure painters in their delicate work.

We are equally pleased to observe that, during the genesis of these figures, insight into the nature of the Danish army and advisory support has been provided by Jørgen K. Larsen, David Wilson, and Torstein Snorrason.

## **2. The Danish-Norwegian Army in Conflict**

Denmark-Norway's entry into the second "Armed Neutrality" came to an end in 1801, when Great Britain launched its first assault on the Danish navy off Copenhagen.

When, in June 1803, France occupied Hanover, the Danish Crown Prince lined up an army of around 16,000 men around the city of Rendsburg, but military action was not taken. Again in October 1805, a Danish Army was assembled in Holstein with the same purpose – to observe movements of the French forces.

Denmark-Norway remained neutral until 1807, but French forces had approached the border to Holstein. This occurred after the defeat of the Prussian army in 1806 - leading to small scale skirmishing between Danish and French forces. The Russian army was defeated in 1807, which forced Denmark to deploy most of its army and direct its focus on the Holstein border. In August the French diplomat Talleyrand informed the Danish Crown Prince that, if Denmark did not resist an English attack or in any way allied with Britain, France would attack Jutland.

Consequently, and without warning, on August 7<sup>th</sup> an English envoy arrived, demanding Denmark to hand over its entire high sea fleet to Britain – in return for the promise "*That Denmark would be considered*

*“friendly” and have its fleet returned, when war ended*”. But as Denmark in no way could be defended, without its fleet, this was impossible. Denmark was caught in a hopeless situation, and Great Britain offered no alternative.

Simultaneously (30<sup>th</sup> of July) a British expeditionary force under command of General Lord Cathcart, and with the future Duke of Wellington, Arthur Wellesley, as one of his brigade commanders, had set sails and on arrival started the attack 15<sup>th</sup> August, by capturing a Danish frigate under way to Norway. On 16<sup>th</sup> August they landed and bombarded the Danish capital into surrender 5<sup>th</sup> September. Prior to the bombardment - on 29<sup>th</sup> August 1807 – British troops defeated Danish militia in the battle of Koege. This battle was titled “The Clogs Battle”, as Danish militiamen poorly equipped threw away their wooden clogs when fleeing. As a result, Denmark-Norway was forced into a close alliance with France, which cost Denmark the loss of Norway as a consequence of the Treaty of Kiel on 15<sup>th</sup> January 1814.

In February 1808, Denmark was forced by France and Russia to declare war on Sweden, Britain’s last remaining ally in the Baltic, but no serious campaigns were launched between the two. However, a Swedish army attacked Norway, but was repulsed.

Under French command in 1809, Danish and Dutch units amounting to around 8,000 men engaged successfully in Swedish Pomerania opposing the uprising led by Ferdinand von Schill, who strived to liberate Germany from French domination.

In 1811, the Danes attempted to recapture the Danish island of Anholt from British occupation, but suffered major losses from their futile attack against very strong defences.

In 1812 Sweden and Russia, now allies prepared for large forces to invade Zealand to force Denmark to cede Norway to Sweden, and Denmark also gathered large forces to repel them. Only Napoleon’s invasion of Russia rendered such plans for invasion impossible.

A very spectacular campaign unfolded in the autumn of 1813 when a Danish division-sized auxiliary corps of around 12,500 men was incorporated into the French XIII Army Corps supporting Napoleon’s operations to the north opposing the Prussians, the Russians and the Swedes supported by some British, King’s German Legion and Hanoverian troops. The campaign unfolded as an advance to a fortified

line by Schwerin-Wismar and then continuous retreat to a new fortified line around Ratzeburg in September, leading to a series of Danish counterattacks and skirmishes during October-November.

When the emperor met his final defeat at Leipzig on 16-18<sup>th</sup> October, the French corps retreated to Hamburg and left the Danish Auxiliary Corps alone to face the advancing allied army of around 43,000 men under the command of Karl Johan (crown prince of Sweden and former marshal Bernadotte of France). The Danish army now performed a well-led and well-executed fighting retreat. The Danish victory at Boden 4<sup>th</sup> December, the check of the advance of the pursuing Swedish cavalry at Bornhöved on 7<sup>th</sup> December, and the striking Danish victory at Sehestedt on 10<sup>th</sup> December followed, which proved the marked quality of the Danish Auxiliary Corps. With modest losses the corps took a position in fortified Rendsburg, while the hostile occupation of Holstein and part of Schleswig became a reality, and a truce was agreed to. Norway as a result had to be ceded to Sweden. Denmark now joined the allies.

But the Norwegians would not accept this, and another Swedish invasion followed. The Norwegians showed the same fighting abilities as in 1808-1809, and the Swedish force suffered from insufficient general leadership and indecision. But in the end they had to agree on a truce and to a union with Sweden.

### **3. The Danish Auxiliary Corps. Ordre de Bataille, August 1813**

General of the Infantry Prince Frederik of Hessen (Commander-in-Chief)

*Major, First Quartermaster J. Carl Bardenfleth (Chief of Staff)*

*Major, Division Quartermaster F. Løvenørn Bardenfleth (Deputy Chief)*

*Captain, Division Adjutant F.C.E. Scholten*

*Adjutants: Captains L.C.C. Liljencrone, C.F. Malthe Friis, A.F. Krohn og C. Michaelsen*

#### **AVANTGARDE**

*Staff: Colonel of the Infantry S. Waldeck (Commander). Substituted early by the French General de Brigade C.F.A. baron l'Allemand (Commander)*

*First Lieutenant T.G. Høegh (Adjutant)*

*Second Lieutenant J. Unzer (Adjutant)*

*Slesvigske Jægerkorps II (Lieutenant Colonel L.J. Wasmer)\**

*Holstenske Skarpskyttekorps I (Lieutenant Colonel J. Leschley)*

*Holstenske Skarpskyttekorps II (Major C.F.V. Wilcken)*

Husarregimentet 2nd Squadron (*Major C.L. Späth*)

Husarregimentet 6th Squadron (*Major E.L. Berger*)

3-pdr Mounted Battery (*Captain G.A.N. Gerstenberg*) \*\*

### **1st BRIGADE**

*Staff: Major General of the Infantry G.L. Count von der Schulenburg (Commander)*

*Captain, Quartermaster of Division H.C. Rømeling (Adjutant)*

*Staff Captain C.F. Trepka (Adjutant)*

*Second Lieutenant M. Engelsted (Adjutant)*

Oldenborgske Infanteriregiment I (*Colonel C.F. Abercron*)

Oldenborgske Infanteriregiment II (*Lieutenant Colonel A.N. Brackel*)

Oldenborgske Infanteriregiment IV (*Major P.U. Scharffenberg*)

Oldenborgske Infanteriregiment III Jaeger company (*Captain F. Schou*)

Holstenske Infanteriregiment IV (*Major C.F.W. Lejonstjerna*)

Dronningens Livregiment I (*Colonel F.E.H. Cronhelm*)

Dronningens Livregiment II Jaeger Company (*Captain Flitner*)

Holstenske Regiment Ryttere (*Lieutenant Colonel J.C. Harboe*)

6-pdr Foot Battery (*Captain F.V.P.G. Koye*)\*\*

### **2nd BRIGADE**

*Staff: Major General of the Cavalry J.C. Lasson (Chief)*

*Captain, Adjutant of Division C. Ewald (Adjutant)*

*First Lieutenant W. Lobedanz (Adjutant)*

*First Lieutenant J.F. Lasson (Adjutant)*

Fynske Infanteriregiment I (*Colonel F.J.C. Castonier*)

Fynske Infanteriregiment II (*Major G.E. Michaelsen*)

Slesvigske Infanteriregiment I (*Lieutenant Colonel E.V.L. Schaumberg*)

Slesvigske Infanteriregiment II (*Lieutenant Colonel N.P.S. Schreibvogel*)

Holstenske Infanteriregiment III (*Lieutenant Colonel F.P.V. Moltke*)

Jyske Regiment lette Dragoner (*Colonel N. Engelsted*)\*\*\*

3-pdr Mounted Battery (*Captain V.C. Gønner*)

6-pdr Foot Battery (*Captain G. Blicher*)

\* Three companies were soon detached for guard duty in Travemünde, but returned to the avant-garde in December.

\*\* 3-pdr Mounted Battery (*Gerstenberg*) received 6 French 6-pdr guns M1808 and 2 24-pdr howitzers instead of 8 3-pdr guns. The Battery kept

its 2 Danish 10-pdr howitzers as well. Gerstenberg and Koye exchanged command of batteries from the start. Both batteries then formed part of the Avantgarde.

\*\*\* Jyske Regiment lette Dragoner (*Colonel N. Engelsted*), was exchanged with the 2<sup>nd</sup> and 3<sup>rd</sup> Squadrons of the Polish 17<sup>th</sup> Uhlans (*Colonel Brezchffa*), and served as French Division Cavalry until the beginning of December, while the two squadrons of uhlans served with the Avantgarde until the end of hostilities. On December 6<sup>th</sup> the Jydske Regiment lette Dragoner clashed with Cossacks, but managed to break through to Rendsburg. They did not participate in the Battle of Sehestedt.

### **Changes occurring**

*End of August were added:*

Fynske Regiment lette Dragoner (*Lieutenant Colonel J.V.C. Bibow*)  
Sailors Company; to be used as sappers and pontoneers (*Navy Captain F. C. Holsten*)

*End of November were added:*

3. Jyske Infanteriregiment I (*Captain C.F. Kirchheiner*)

*Opening of December – during retreat – were added:*

*Major General V. Sames command*

Slesvigske Infanteriregiment III, Light company (*Captain A. Mushardt*)  
Altonaiske Jærgrenaderkompagni, 1 company (*Captain C.A. Rathlev*)  
Slesvigske Jægerkorps II, 3 companies, which had been detached to Travemünde, re-joined the Corps (*Lieutenant Colonel L.J. Wasmer*)  
French/Danish combined artillery detachment (*Captain Krabbe*)

*Further addition during the retreat:*

Hertuginde Louise Augustas Livjægerkorps, 1 company (*First Lieutenant J.J.J Wernich*)

*In sum end of November:*

14 battalions and 3 companies  
5 independent companies of light infantry  
12 squadrons  
4 batteries with 40 cannons

Artillery Detachment “*Krabbe*” (without guns, helped operate the artillery in the Corps)

Sailors’ company (helped the gun crews operate the guns during the battle of Sehestedt)

#### **4. Organisation and Uniforms of Danish Infantry of the Line and Light Infantry**

Below, the Danish army is addressed, but in principle the organisation and types of uniforms apply to Norwegian as well as to Danish units.

##### *Danish Infantry of the Line*

The Danish army was reorganised in June 1803. Each infantry regiment of the line consisted of 2 battalions – each with 5 companies. The 1<sup>st</sup> battalion mustered 4 musketeer companies and 1 grenadier company, while the 2<sup>nd</sup> battalion had 4 musketeer companies and 1 light infantry company (Regimental Jaegers). Until 1808, each battalion also commanded 2 3-pdr cannons. A brigade comprised 2 regiments, and normally the uniforms for these two used the same facings with one of the two regiments applying white lacing, but this was in reality often left undone.

Usually the battalions of the infantry were fighting in line with the battalions deployed in 3 ranks.

After the Danish defeat to Britain in 1807, the militia was abolished, and the youngest parts of the troops were formed into so-called reserve battalions. Thus, in 1808, each regiment – apart from the Marine Regiment (Marinekorpsset), and the newly formed “Københavns Infanteri Regiment” – received 2 such reserve battalions. Each of these comprised 4 musketeer companies and 1 light (Jaeger) company. In April 1808, all of these battalions had received uniforms with facings for their respective regiments.

##### *Danish Infantry of the Line 1803*

<b>Unit</b>	<b>Facing</b>	<b>Lace</b>	<b>Buttons</b>	<b>Comments</b>
<b>Danske Livregiment til Fods</b>	Straw-coloured	None	White	a
<b>Norske Livregiment til Fods</b>	Straw-coloured	White	White	a
<b>Kongens</b>	Light blue	None	White	b

<b>Regiment</b>				
<b>Kronprinsens Regiment</b>	Light blue	White	White	c
<b>Dronningens Livregiment til Fods</b>	Light blue	None	Yellow	
<b>Arveprins Frederiks Regiment</b>	Yellow	None	White	d
<b>Fynske Infanteriregiment</b>	White	None	White	
<b>1. Jyske Infanteriregiment</b>	Black	White	Yellow	
<b>2. Jyske Infanteriregiment</b>	White	None	Yellow	
<b>3. Jyske Infanteriregiment</b>	Black	White	White	
<b>Oldenborgske Infanteriregiment</b>	Black	None	White	e
<b>Slesvigske Infanteriregiment</b>	Light Blue	White	Yellow	
<b>Holstenske Infanteriregiment</b>	Black	White	White	f
<b>Marine regimentet</b>	Dark Blue	White	Yellow	g
<b>Københavns Infanteriregiment</b>	Dark Blue	Straw-coloured	Yellow	h

### **Comments regarding Danish Infantry of the Line 1803**

a

Shoulder pads were straw-coloured for Danske Livregiment til Fods and black with white lace for Norske Livregiment til Fods.

b

On 13<sup>th</sup> March 1808, the name was changed to Kronens Regiment.

c

On 13<sup>th</sup> March 1808, the name was changed to Kongens Regiment.



d

In 1803, white laces were ordered, and in 1808, new regulations meant that the facing was to be green. In 1806, the name was changed to Prins Christian Frederiks Regiment.

e

The collar was red with broad black pad.

f

The collar was red with broad black pad and white lace.

g

Marineregimentet was in 1803, amalgamated from the former Marinecorpset, Sjællandske Infanteriregiment and 2 companies of "Sjællandske Jager Grenadiers". These were foreign enlisted soldiers, still serving on contracts. After several cases of bad conduct and a high desertion rate, the regiment was disbanded in 1811.

h

In 1808 the regiment was formed with two battalions of volunteers from Copenhagen and served as a permanent garrison regiment in the capital. From 1811 white laces were ordered and a 3<sup>rd</sup> Battalion formed from the disbanded "Marineregimentet" was added, which was named "Sø-bataljonen" and allowed to wear buttons with anchor motif.

*Danish Jaegers and "Sharpshooters"/light Infantry*

*Dark green uniform 1801*


<b>Unit</b>	<b>Shoulder pads</b>	<b>Lace</b>	<b>Buttons</b>	<b>Metal stable</b>
<b>Sjællandske Jægerkorps</b>	Dark green	White	White	In silver
<b>Slesvigske Jægerkorps</b>	Dark green	Yellow	Yellow	In gold
<b>1. Sjællandske Bataljon Let Infanteri</b>	Dark green	None	White	White
<b>2. Sjællandske Bataljon Let Infanteri</b>	Black	White	White	White
<b>Slevigsk-Holstenske Bataljon Let Infanteri</b>	Dark green	None	Yellow	In gold

*Danish Jaegers and "Sharpshooters"/light Infantry  
Dark grey uniform 1810*


<b>Unit</b>	<b>Collar and Cuff</b>	<b>Lace</b>	<b>Buttons</b>
<b>Sjællandske Jægerkorps</b>	Light green	White	White
<b>Slesvigske Jægerkorps</b>	Dark green	White	Yellow
<b>Sjællandske Skarpskyttekorps</b>	Light green	White	White
<b>Jyske Skarpskyttekorps</b>	Light green	White	White
<b>Holstenske Skarpskyttekorps</b>	Dark green	White	Yellow

Jaegers and sharpshooters were organised in 4 company battalions (called a "Corps"), and were normally fighting in skirmish order with the battalions deployed in 2 ranks.

## 5. Colour Drawings available when painting



1. 2. Jyske Infanteriregiment, musketeer 1808. By Christian Würgler Hansen.




- |  |  |  |
|--|--|--|
| 1 Holstenske Rytterregiment, Officer                           | 7 Oldenborgske Infanteriregiment, Private  | 12 Holstenske Infanteriregiment, Officer     |
| 2 Quartermaster of Division                                    | 8 Holstenske Skarpskytte Korps, Private    | 13 Oldenborgske Infanteriregiment, Rifle NCO |
| 3 Hussar   | 9 Horse Artillery, Officer                 | 14 Holstenske Infanteriregiment, Private     |
| 4 General von Ewald (Commanding Officer Slesvigske Jægerkorps) | 10 Oldenborgske Infanteriregiment, Private |  |
| 5 Corps of Guides, Officer                                     | 11 Mobile Artillery, Gunner                |  |
| 6 Corps of Guides, Guide                                       |  |  |

Chr. Würgler Hansen



2. The Assault on Stralsund – May 31 1809. Danish Forces.  
By Christian Würgler Hansen.



3. King Frederik VI in the uniform of Kongens Regiment 1810.  
By Svend Højberg Nielsen.




4. Holstenske Infanteriregiment, regimental drum major 1810.  
By Johannes Senn.



5. Coastal Militia, 2. Jyske Infanteriregiment, Artillerist.  
By Christian Würgler Hansen.


DANSKE HÆRUNIFORMER/planche 2

Holstenske Infanteriregiment 1812-14  
Musketerkompagni



6. Holstenske Infanteriregiment 1812-1814. Musketeer company.  
By Christian Würgler Hansen.





COPYRIGHT © H. WÜGLER, HANSEN, DANMARK.

# 3die Jydske Infanteri Regiment 1813

(The 3rd Infantry Regiment of Jutland)

13

Text by: Torstein Sørensen

Drawings by: Chr. Würgler Hansen



In the end of November 1813 the first battalion of the regiment arrived to the battlefields in the southern Jutland under command of captain C. F. Kirsholmer. It was placed in the subregiment under the command of the French General de Brigade G. A. l'Allemant. At Borshoved and Sehested the battalion took part in the fighting.

In 1813 a Danish infantry regiment consisted of four battalions. Of these the first and the second were formed by "old" soldiers, while the third and the fourth were based on the militia (landsværnet), which had been disbanded 1806 after their failure against the English at Copenhagen. The ablest men in the militia had then been transferred to the line to form the third and the fourth battalions by the infantry. There was no difference in the uniforms of the battalions.

Each battalion consisted of four companies of musketeers and one of riflemen (jægere), only the first battalion had a company of grenadiers, instead of riflemen.

A company had:

- 1 captain
- 1 premierlieutenant
- 2 secondlieutenants
- 1 commandersergent

1 quartermaster  
1 armourer  
6 corporals  
4 musicians  
(designated by riflemen)  
150 privates

The figures on the plate shows the uniforms worn by the Danish infantry 1813. In a contemporary source is mentioned that the battalion arrived in summeruniform with white trousers, instead of the darkgrey which were the normal at this time of the year.

Fig. 1 is a grenadier. Although the feather was ordered taken away 8/3-1813, it is very unlikely that this was done, as it was restored 12/11-1813 for the shako, which were taken into use at this time. Fig. 2 is a secondlieutenant. Epaulettes and sash were abandoned 1/8-1812 and instead a system of buttons and stripes on the sleeves was used to show the rank. His dark-blue pantaloons with silverings is a little unusual for the campaign, as the officers should wear pantaloons in the same colours as the privates, but very often the

officers wore what they liked best. It is not sure that the colours were carried by officers, more likely that they were carried by old NCO's. Whether the grenadiers look their colours into the field is not known. Fig. 2 is a drummer from a musketeercompany. All the musketeercompanies had white feathers and cords. Fig. 4 is a corporal from a riflemencompany. His rank is shown on the sleeves. All riflemen had as distinction dark-green feathers and cords. The cords of the privates were thinner than the NCO's.

All riflemen had black leather equipment. They were armed with rifles and had as solearms a "kirschbinger", a special submachinegun. The NCO's had whistles to signal in the fight. Fig. 5 is a riflemen. His cap is a reconstruction. Perhaps it should have been given grey at the top, as only the grenadiers are mentioned with red tops, while nothing sure is said about the riflemen. The caps of the musketeers had grey tops.




Fig. 6 and fig. 7 are officers from a musketeercompany. Fig. 8 is a grenadier with a reconstructed shako, as only written sources are available. This shako was slowly taken into use as the bearskinshako were worn down in the end of 1813. In the Elberfeld Manuscript is shown a grenadier with shako from this period but without feather and plate. Fig. 9 is an officer seen from behind. Fig. 10 is the colour of the grenadiers and the third and fourth battalions who each had two of this sort. Fig. 11 is a colour of the musketeers from the first and the second battalions. Each battalion had two of this sort. The initials are those of the King Christian VII, dead in 1808, but the monogram were not changed to save money. The colours were all pointed. Fig. 12 shows the system of ranking taken into use 1/8-1812. All the rosettes and stripes are in gold or silver after the battalions were fastened in a special way. Fig. 13 shows musketeers on guard in Copenhagen with their overalls fastened in a special way (from a drawing by Eckersberg).

1 Vice Corporal  
2 Corporal  
3 Sergeant  
4 Secondlieutenant  
5 Premierlieutenant  
6 Captain  
7 Major  
8 Lieutenant-Colonel  
9 Colonel

On this plate is shown different types of shakos and shoulderstraps taken from contemporary drawings and paintings. Which are the correct ones is not known, but probably all the types has been used.


Copyright:  
Chr. Würgler Hansen,  
Danmark.

## 7. 3die Jydske Infanteriregiment 1813. By Christian Würgler Hansen.



*Fra felttoget i 1813  
Musketer af Slesvigske Infanteri-Regiment  
og menig af 111. (franske) Infanteri-Regiment  
Tegning af C. Würgler Hansen, 1978*

8. Muskeeter of Slesvigske Infanteri Regiment and Private of 111<sup>th</sup> French Line Infantry Regiment. By Christian Würgler Hansen. Please note that the French private is wearing the uniform of 1806.



9. Fynske infanteri regiment, Corporal of the Jaeger company 1811

## 6. Hand Weapons

In Denmark, musketeers and grenadiers were equipped with Musket M 1794 or Musket M 1807. Norwegian units used older muskets, but began receiving some M 1794 and M 1807 muskets from 1811 onwards.

The Companies “Skarpskytter” (until 1803 in Denmark, 1810 in Norway) were armed with musket for light infantry M 1789 with combined ramrod/bayonet, which could fit into the ramrod holder underneath the barrel of the weapon. The same type of weapon was used by Lette/skarpskytte/ski (Norway) Corps, until 1811. All NCOs were also armed with this weapon.

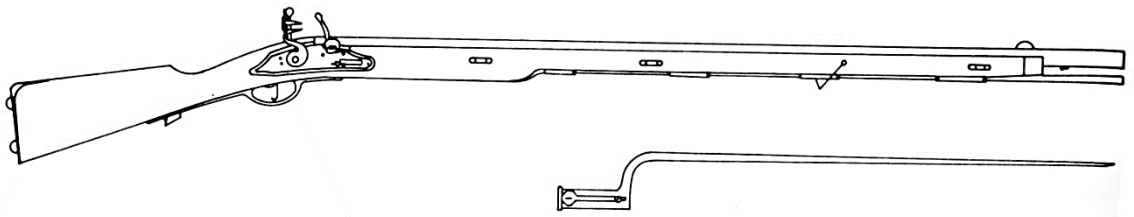
Regimental Jaegers (from 1803) were armed with Rifle M 1803 and M 1807 with hunting knife bayonet. In 1811 as a consequence of the forming of new regimental jaeger companies with the new 3<sup>rd</sup> and 4<sup>th</sup> battalions, it was decided that “*First rank of all jaeger companies, shall in the future use bayonet muskets*”. So, for the front rank to make armament more suitable, the weapon to be used onwards was the special shortened jaeger musket M 1794/1808 and later the jaeger musket M 1807/1811.

Regarding Jaeger Corps, they also used Rifle M 1803 and M 1807 with hunting knife bayonet for all jaegers, until 1811.

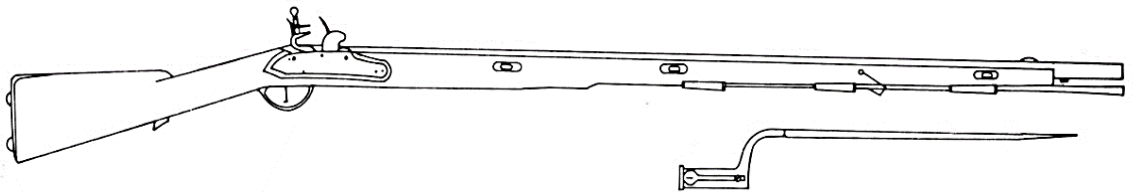
In 1811 as a consequence of the forming of new jaeger and skarpskytte Corps (2<sup>nd</sup> Battalions), 1<sup>st</sup> rank was armed with musket for light infantry M 1789 or jaeger musket M 1794/1808, and 2<sup>nd</sup> rank armed with Rifle M 1803 and M 1807, in both jaeger and skarpskytte formations onwards.

Grenadiers carried sabre for infantry M 1756. In Norske Livregiment, Marineregiment and Københavns Infanteriregiment, musketeers carried the same sabre model. All company “Skarpskytter” (until 1803 in Denmark, 1810 in Norway) used this weapon. Some of the regimental jaegers armed with jaeger musket M 1794/08, from 1811, used it too. It was also carried by several light corps, and by all NCOs.

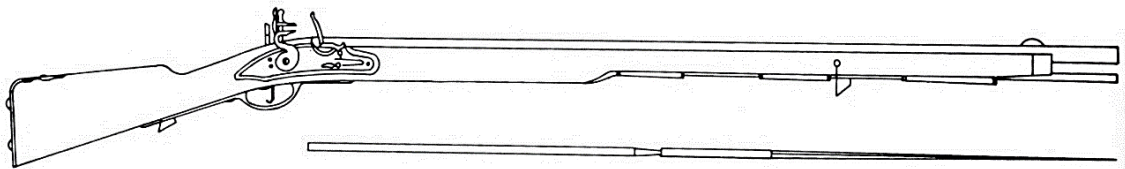
Regular Jaeger Corps and Lette/skarpskytte Corps, were equipped with musket for light infantry M 1789 or jaeger musket M 1794/1808, and used hunting knife M 1791 or hunting knife M 1801 (Without a bayonet stud).



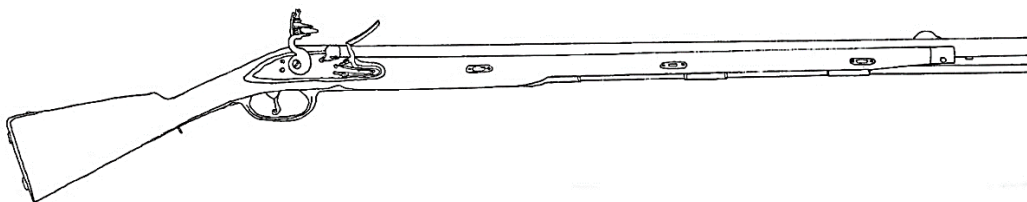
1. Musket M 1794, shown with (Long) model of “Kyhls” bayonet



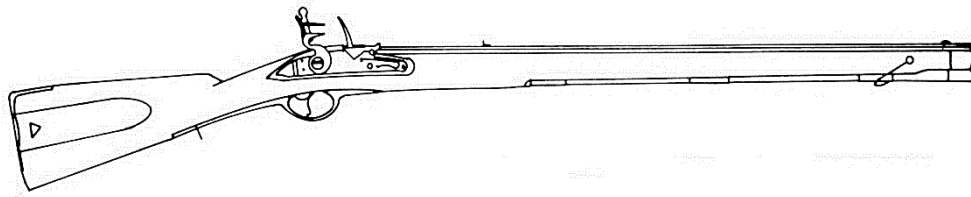
2. Musket M 1807, shown with (Short) model of “Kyhls” bayonet



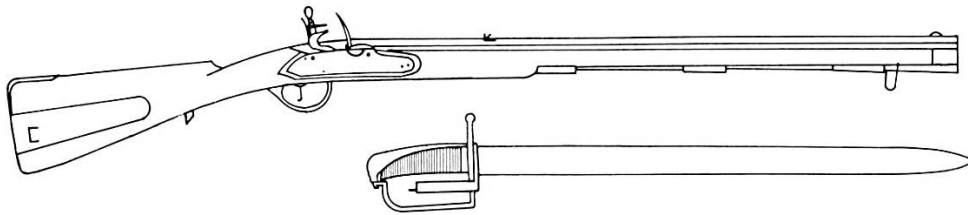
3. Musket for light infantry M 1789, shown with the special “ramrod bayonet”



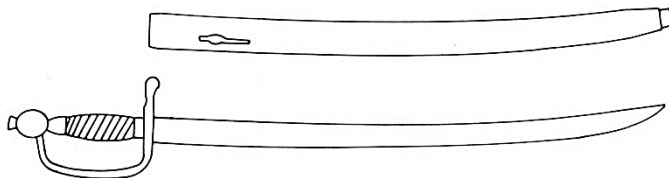
4. Jaeger musket M 1794/1808



5. Rifle for jaegers M 1803




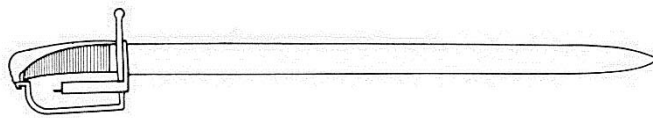
6. Rifle for jaegers M 1807, shown with hunting knife M1801 with bayonet stud, for attachment to rifle.



7. Sabre M 1756 for infantry



8. Hunting knife M 1791. From 1803 used by those armed with musket for light infantry M 1789 or jaeger musket M 1794/08 (from 1811)



9. Hunting knife M 1801. Top: Model for rifled armed (with bayonet stud, for attachment to rifle). Bottom: Model for those armed with musket for light infantry M 1789 or Jaeger musket M 1794/08 (from 1811)

## 7. Perry's Danish and Norwegians of the Napoleonic Wars

Perry plans in time to cover all time periods and all branches of the army. This first "batch", covers the infantry in the time frame around 1803-1812, in both Denmark and Norway. It is intended that in due time the 1813-1814 period will be covered to include also light infantry and the militia: "Landeværnet". For those who, cannot wait for this, or like to "convert" figures, a few hints are provided below.



DAN 1. Infantry command (with two standard bearers) 1803-1808

This is the standard command set for the 1803-1808 In Denmark and 1805-1810 in Norway. Officers and NCOs can be used as command for Danish jaeger corps/lights and regimental jaegers 1803-1808 and Norwegian jaeger corps, lights and ski units 1805-1810. Note: bayonets should be removed from the muskets of the NCOs to make it into "sharpshooters musket 1789", which was the musket type used by all NCOs.





DAN 2. Musketeers in round hats, marching 1803-1808

Standard infantry in Denmark 1803-1808 and Norway 1805-1810. These can with small modification also be used for light infantry in Denmark until 1808 (removal of bayonet on musket, and a sidearm made of “Grenstuff” added).

### Work in process



Above is shown how Allan Perry has worked, forming at left a musketeer, in round hat, marching 1803-1808 from DAN 2, and at right a Norwegian grenadier in M1789 cap, marching 1803-1808 from set DAN 4.



DAN 3 Grenadiers in bearskins, marching 1803-1808

This can only be used for Danish grenadiers 1803-1808 and by some units until 1814. Recent research reveals that these bearskins were not distributed/made in Norway, but that here the “grenadier hat M1789”, was used instead.



DAN 4 Norwegian grenadiers in M1789 caps, marching 1803-1808

This is how Norwegian grenadiers looked 1803-1810, Recent research tells, that bearskins were not distributed/made in Norway, but that here the old “grenadier hat M1789”, was used instead. Officers of the grenadiers (and grenadier colour bearers)

normally did not wear this hat model, but preferred to use the standard M1803 officers' hat (as found in command set DAN 3).



Detail of Norwegian grenadiers DAN 4.



Detail of Norwegian grenadiers DAN 4



DAN 5 Regimental jaegers in round hats, marching 1803-1808

Standard regimental jaegers, and regular jaeger corps in Denmark 1803-1808. For Norway they can be used as regular jaegers 1805-1810. With small modification they can also be used for light infantry in Denmark until 1808 (Removal of powder horn, ammunition box and extra shot bag at front of waist belt). These so modified, can also be used for regimental sharpshooters, lights and ski units in Norway 1805-1810.



DAN 6 Infantry command, shakos (with two standard bearers) 1808-1812

This is the standard command set for the 1808-1812 period in Denmark and for 1810-1812 in Norway. Officers and NCOs can be used as command for Danish jaeger corps/lights/sharpshooters, and regimental jaegers 1808-1812 and Norwegian jaeger corps, 1810-1812. By removing epaulettes for officers/NCOs from 1812, they can be used for the 1813-1814 campaign. Further, bayonets can be removed from the muskets of the NCOs to transform them into “sharpshooters musket 1789”, which was the musket type used by all NCOs.



#### DAN 7 Infantry command, shakos (no standards) 1808-1812

This is a “character” set of the above, with an “extra” drum major and a young officer “Cadet” straight from “Officers’ Cadet School”. By removing the epaulettes of officers/NCOs from 1812, they can be used for the 1813-1814 campaign. Ordinary soldiers in most instances did not receive new uniforms until in 1815, but had to use their 1808 uniforms throughout. Further, bayonets can be removed from the muskets of the NCOs to transform them into “sharpshooters musket 1789”, which was the musket type used by all NCOs.

## Work in process



In DAN 7 appears a young officer just out of the “Military Cadet School” c. 1812-1814. With the country bankrupt, he has (as many a young officer tried), done what he could, to keep costs down. His old grey “daily” school uniform coat, has quickly been sewn into the new “officers’ coat”, which in 1812 was allowed, officers as “field uniform”, a single breasted so-called “surtout”, just adding the correct regimental facing colours on collar and cuffs. But young and “dandy”, he has also kept his cadet officers’ cross belt, which he also wears (a bit “out of regulations”) Just to compare – to the right appears an officer in full splendour, from when time allowed so (1803-1808), and when an officer really could spend on his uniform!



#### DAN 8 Musketeers marching, shakos 1808-1814

Standard infantry in Denmark 1808-1814 and Norway 1810-1814. With small modifications they can also be used for light infantry/"sharpshooters" in Denmark until 1810 (removal of bayonet on musket, and a sidearm made of "Green stuff" added). In 1812 a new type of pointed cuffs were ordered, but only officers and NCOs were expected to change "right away". Ordinary soldiers were in both Denmark and Norway allowed to wait to "next change of uniform" (in 1814). Few regiments, did in fact change to the new model cuffs until then. So this set can be used for the entire period 1808-14.



#### DAN 9 Grenadiers marching, M 1803 bearskin, 1808-1814

In 1808 a new larger and higher bearskin was adopted, but only two regiments “Kongens Regiment” and “Prins Christian Frederiks Regiment” in fact adopted it. The other units used a “modernised version of the M1803 bearskin (M1809). This is shown here. Contrary to common belief, very few units (if any at all) adopted grenadier shakoes until the campaign was over (in 1814). This set can be used for most regiments until 1814. Two at least, probably three regiments (presumably 1<sup>st</sup> Jyske, 3<sup>rd</sup> Jyske and probably Fynske Regiment), received a completely different bearskin c. 1811-1812, but this is not covered yet, by this range.





Detail of grenadier DAN 9



Detail of grenadier DAN 9



### DAN 10 Regimental light company marching, shakos 1808-1813

Standard regimental jaegers 1808-1814, and regular jaeger corps in Denmark 1808-1810. For Norway they can be used as regular jaegers 1810-1814. With small modifications they can also be used for light infantry in Denmark until 1810 (Removal of powder horn and extra shot bag at front of waist belt). These so modified, can also be used for regimental jaegers, “sharpshooters” and ski units in Norway 1810-1814.

### What’s up in the future?



The Danish Militia: “Landeværn” 1801-1808



Infantry in greatcoats 1813-1814 campaign, is intended also to be “Next in line”.

## **8. Wargaming with Danish and Norwegian forces 1803-1814**

Wargamers apply different rules set and different ways to represent units/armies. In the following are offered some general notes to consider when using and forming Danish and Norwegian wargame forces from 1803 to 1814, as several facts have to be considered to represent them in a correct way, to correspond to different set of rules.

Further, some comments regarding Danish and Norwegian forces in Black Powder and General de Brigade, and the new Sharp Practise 2 are provided.

### **The Danish Army**

Danish infantry fought in line, just like the British, but in 3 ranks as Danish units were always closer to full strength at 800 (British should have had 1,000 – 1,200 men, but mostly had only 5-600, so the "2 deep" line emerged naturally. And so did the French from October 1813 onwards, which has passed almost unnoticed).

Both jaegers and grenadiers can skirmish (grenadiers can also be held back as a reserve or used to lead an attack). But as nearly all soldiers had 2 years of basic training + wartime service, so musketeers too had learned basic skirmish training. Any company could form a skirmish line for the battalion by deploying its third rank after the Prussian norm. By doing so the battalion did not "shorten the line" by deploying a complete company!

Danish infantry units fought/marched in line in battle - but marched normally with two companies abreast and one company in march column on each flank ("Line with refused flanks"). In this way the battalion could quickly form a full line or form a square. This formation could also march at the same speed as a column formation.

The second line/reserve normally stood in column with company front, but would if in line of fire also change to "Line with refused flanks" or to line if needed. Danish infantry (not Norwegian) was equipped with mainly M 1794 muskets (50,000 made), which had conical ramrod that did not need to be turned when used, and a self-priming pan. Further it had a screen at the pan to protect the eyes of the soldier standing to the left, so everyone could better aim when firing in line.

A quick lock bayonet attachment, so a bayonet could be mounted in seconds, was also found. In 1807-1810 a new model Musket (M 1807) added a new "inside" lock which was very simple to maintain, but more

importantly, was very resilient to damp and water, so the muskets could also be used in rain (30,000 made).

The terrain in Denmark and Schleswig-Holstein was mainly cultivated, broken and of a closed nature. Without room for larger formations the brigade was the main fighting formation. This was an all arms "battle group" so to speak, with normally 4 infantry battalions, a light battalion, and a cavalry regiment. Until 1808 8 regimental 3-pdr guns were a part of the brigade. From then on a full 10 gun 3 pd. "mounted battery" was part of the brigade. A mounted battery was akin to an Austrian cavalry battery, with all gunners mounted on guns and wagons. Beside this would normally be found an "Avantgarde" of light troops, a cavalry brigade of heavy cavalry, and finally an artillery reserve of 6-pdr field guns.

This was obviously not a weak force. Strong in both defence and attack, and the large amount of light infantry and close rank firepower, combined with long training, are the major assets of the infantry. Cavalry is well mounted and armed and aggressive in tactics. Perhaps artillery at first glance forms the weakest part, but it is generally manoeuvrable and there is normally plenty of it. Gunners are also well trained and will if needed fight until overrun.

But as a small army in size, it was probably best suited for the defence of Denmark, not for war on a European battlefield – it would not endure for long, but probably give a good account of itself!

### **Norwegian Forces**

In Norway conditions prevailed somewhat different. Using a set of brigade or skirmish rules, like Sharp Practise 2, will be the way to wargame the fighting in Norway.

Because of food and supply shortages only part of the army could be used for field service. In 1808-1809 small brigade formations composed of normally two "grenadier divisions" each of two grenadier companies, together with composite units of "regimental sharpshooters", jaegers and "Ski runner" battalions, and sometimes aided by regimental 1-pdr "Amusettes", formed the normal basic unit used for field service.

The musketeers and (dismounted) dragoons together with artillery were used to guard towns, fortifications and fortresses. Normally they did not take part in field actions.

As Norway was (and is) extremely broken and a difficult terrain to move in, the Swedish attacker was forced to use narrow roads, winding through hills, valleys and woods, and was often forced to stop or divert direction by several well-placed fortifications. As a consequence, they were stretched out, exposing them to attacks. Against them, the terrain-knowable Norwegians, moved and then outflanked/encircled several isolated Swedish formations and in a tactic just like the famous “Motti” (Literally; “Chop them up into smaller pieces”) tactic used in Finland in the winter war 1939-1940 “took out the opposition”. This normally forced other Swedish formations to retreat too. In 1814 the same tactics were used but because of bad overall leadership, although locally successful, yet so successful that Bernadotte offered better terms than first given. Finally, the fighting ended in a ceasefire and the acceptance of a Union with Sweden.

Again, the stock is a good and interesting force to wargame with; very flexible, aggressive and highly manoeuvrable units also in the winter. Its main drawback is its limited size and lack of effective supporting units – You have to apply surprise, not numbers, and in the end you have to win or you won’t stand a chance in the long run!

### **Wargaming rules**

In General de Brigade each company should be 8 figures strong. This gives us a musketeer battalion with 40 figures and a light/jaeger battalion of 32 figures. All infantry units are classified as veteran units by 1813.

Den Kongelige Livgarde (Royal Life Guard) was a battalion with 4 small companies of 6 figures, i.e. a total of 24 figures. 1 figure in each company is a rifle armed sharpshooter, and together these can form an ad hoc company and act as skirmishers. The unit is classified as an elite unit.

Kongens Livjaeger Corps (King’s Own Jaeger Corps) was a 4 company battalion raised in 1801 by recruiting the sons of Copenhagen citizens. It was so successful that it was accepted into the Danish Army after 1807. The companies are 5 figures strong, i.e. a battalion with 20 figures. It is a light infantry battalion classified as a 2<sup>nd</sup> Line Enthusiastic unit.

The militia battalions of 1807 should have 6 figures in a company, i.e. forming a battalion of 30 figures. They are classed as Conscripts with the Levy Units modifiers.

In Norway infantry units are classed as Line (both musketeers and light/jaeger units). Ski troops can move 12" in skirmish formation.

In Black Powder the musketeer battalions are Large units (36-40 figures), and light/jaeger battalions are Standard Size units (24-30 figures). The same goes for militia battalions of 1807. Independent light/jaeger/grenadier companies are Tiny units (5-6 figures).

Musketeers can skirmish in terrain that they could normally not enter.

Stats for Black Powder:

Unit	Type	Size	Armament	Hand-to-Hand	Shooting	Morale	Stamina	Special
Denmark								
Musketeer Infantry	Regular Infantry	Large Unit	Smoothbore Muskets	6	3	4	3	First Fire, Reliable, Stubborn
Light/Jaeger Infantry	Regular Infantry	Standard Size	Rifled Muskets	6	3	4	3	Sharpshooters, Reliable, Stubborn, Skirmish
Grenadier Infantry Coy	Regular Infantry	Tiny Unit	Smoothbore Muskets	3	1	4	1	First Fire, Reliable, Stubborn, Skirmish
Light/Jaeger Infantry Coy	Regular Infantry	Tiny Unit	Rifled Muskets	2	1	4	1	Sharpshooters, Reliable, Stubborn, Skirmish
Royal Life Guard	Regular Infantry	Standard Size	Smoothbore Muskets	7	3	3	4	Elite, First Fire, Reliable, Steady, Stubborn
Royal Life Guard Sharpshooters	Regular Infantry	Tiny Unit	Rifled Muskets	3	1	3	1	Sharpshooters, Elite, First Fire, Reliable, Stubborn

King's Own Jaeger Corps	Regular Infantry	Standard Size	Rifled Muskets	5	3	4	3	First Fire, Reliable, Skirmish
Militia Infantry	Regular Infantry	Standard Size	Smoothbore Muskets	4	2	5	2	Freshly Raised, Wawerng
Norway Musketeer Infantry	Regular Infantry	Standard Size	Smoothbore Muskets	6	3	4	3	Brave, First Fire, Stubborn
Light/Jaeger Infantry	Regular Infantry	Standard Size	Rifled Muskets	6	3	4	3	Brave, Stubborn, Skirmish
Grenadier Infantry Coy	Regular Infantry	Tiny Unit	Smoothbore Muskets	3	1	4	1	Brave, First Fire, Stubborn, Skirmish
Light/Jaeger Infantry Coy	Regular Infantry	Tiny Unit	Rifled Muskets	2	1	4	1	Brave, Stubborn, Skirmish
Ski Infantry	Regular Infantry	Standard Size	Smoothbore Muskets	6	3	4	3	Brave, First Fire, Stubborn, Skirmish

In Sharp Practice 2 the focus is on “telling the stories of heroes”. Fortunately the Danish Army of 1813 had its own heroes as well. Captain Jess commanding a jaeger company in Oldenborgske Infantry Regiment and Captain Wegener from Slesvigske Jaeger Corps II were both mentioned in dispatches after Zarrentin 18<sup>th</sup> September, and they both received a medal after Klein Zecker 30<sup>th</sup> September. Captain Wegener was in front at Boden on 4<sup>th</sup> December.

We present two Danish core forces for Sharp Practice 2. One is an all Danish force, the other is a combined Danish-French force.

<b>Danish Infantry Battalion (+)</b>
Leader, Status III
One Group of 8 Grenadiers, Regulars, Muskets
Two Groups of 8 Line Infantry, Regulars, Muskets
Leader, Status II
Two Groups of 8 Line Infantry, Regulars, Muskets
Leader, Status I
One Group of 6 Jaegers Skirmishers, Light Infantry, Rifles/Muskets
<b>Point Value: 57</b>

An example could be Dronningens Livregiment I led by Colonel F.E.H. Cronhelm and the Jaeger Coy from Dronningens Livregiment II (Captain Flitner).



<b>French-Danish Light Column Force</b>
Leader, Status III Three Groups of 6 Danish Jaegers Skirmishers, Light Infantry, Rifles/Muskets
Leader, Status I One Group of 8 Danish Line Infantry, Regulars, Muskets
Leader, Status II Two Groups of 8 French Voltigeurs, Conscripts & Volunteers, Muskets
<b>Points Value: 56</b>

Danish and French forces were sometimes combined, e.g. at Zarrentin on September 18th, 1813.

But you can make your own force. We provide you with the numerous possibilities here:

<b>Danish Line Infantry</b>					<b>Type</b>	Regulars
<b>Points Value</b>	6	<b>Weapon</b>	Musket		<b>Size</b>	8
<b>Formation</b>	First Fire	Controlled Volley	Crashing Volley	Step out	<b>Drill</b>	<b>Characteristics</b>
Always	Yes	Yes	2	3	3	Sharp Practice, Stubborn
<b>Danish Line Infantry Skirmishers</b>					<b>Type</b>	Skirmishers
<b>Points Value</b>	8	<b>Weapon</b>	Musket		<b>Size</b>	6
<b>Formation</b>	First Fire	Controlled Volley	Crashing Volley	Step out	<b>Drill</b>	<b>Characteristics</b>
Always	Yes	No	-	3	-	Sharp Practice
<b>Danish Grenadiers</b>					<b>Type</b>	Regulars
<b>Points Value</b>	7	<b>Weapon</b>	Musket		<b>Size</b>	8
<b>Formation</b>	First Fire	Controlled Volley	Crashing Volley	Step out	<b>Drill</b>	<b>Characteristics</b>
Always	Yes	Yes	2	2	3	Sharp Practice, Stubborn
<b>Danish Grenadiers Skirmishers</b>					<b>Type</b>	Skirmishers
<b>Points Value</b>	8	<b>Weapon</b>	Musket		<b>Size</b>	6
<b>Formation</b>	First Fire	Controlled Volley	Crashing Volley	Step out	<b>Drill</b>	<b>Characteristics</b>
Always	Yes	No	-	2	-	Sharp Practice
<b>Danish Jaegers</b>					<b>Type</b>	Regulars
<b>Points Value</b>	6	<b>Weapon</b>	Rifle*		<b>Size</b>	8

<b>Formation</b>	<b>First Fire</b>	<b>Controlled Volley</b>	<b>Crashing Volley</b>	<b>Step out</b>	<b>Drill</b>	<b>Characteristics</b>
Always	Yes	Yes	2	3	3	Sharp Practice, Stubborn
<b>Danish Jaegers Skirmishers</b>					<b>Type</b>	<b>Light Infantry</b>
<b>Points Value</b>	<b>8</b>	<b>Weapon</b>	<b>Rifle*</b>		<b>Size</b>	<b>6</b>
<b>Formation</b>	<b>First Fire</b>	<b>Controlled Volley</b>	<b>Crashing Volley</b>	<b>Step out</b>	<b>Drill</b>	<b>Characteristics</b>
Always	Yes	No	-	3	-	Sharp Practice, Stubborn, Tactical
<b>Danish Sharpshooters</b>					<b>Type</b>	<b>Regulars</b>
<b>Points Value</b>	<b>7</b>	<b>Weapon</b>	<b>Rifle*</b>		<b>Size</b>	<b>8</b>
<b>Formation</b>	<b>First Fire</b>	<b>Controlled Volley</b>	<b>Crashing Volley</b>	<b>Step out</b>	<b>Drill</b>	<b>Characteristics</b>
Always	Yes	Yes	2	1	2	Sharp Practice, Stubborn, Tactical, Good shots
<b>Danish Sharpshooters Skirmishers</b>					<b>Type</b>	<b>Light Infantry</b>
<b>Points Value</b>	<b>12</b>	<b>Weapon</b>	<b>Rifle*</b>		<b>Size</b>	<b>6</b>
<b>Formation</b>	<b>First Fire</b>	<b>Controlled Volley</b>	<b>Crashing Volley</b>	<b>Step out</b>	<b>Drill</b>	<b>Characteristics</b>
Always	Yes	No	-	1	-	Sharp Practice, Stubborn, Tactical, Good shots
* From 1811 half rifles, and half muskets						
<b>Danish Life Guard Infantry</b>					<b>Type</b>	<b>Elite</b>
<b>Points Value</b>	<b>8</b>	<b>Weapon</b>	<b>Musket</b>		<b>Size</b>	<b>8</b>
<b>Formation</b>	<b>First Fire</b>	<b>Controlled Volley</b>	<b>Crashing Volley</b>	<b>Step out</b>	<b>Drill</b>	<b>Characteristics</b>
Always	Yes	Yes	2	2	2	Sharp Practice, Stubborn
<b>Danish Life Guard Sharpshooters</b>					<b>Type</b>	<b>Light Infantry</b>
<b>Points Value</b>		<b>Weapon</b>	<b>Rifle</b>		<b>Size</b>	<b>6</b>
<b>Formation</b>	<b>First Fire</b>	<b>Controlled Volley</b>	<b>Crashing Volley</b>	<b>Step out</b>	<b>Drill</b>	<b>Characteristics</b>
Always	Yes	No	-	2	-	Sharp Practice, Stubborn, Good shots
<b>Danish Landevaern Infantry</b>					<b>Type</b>	<b>Militia</b>
<b>Points Value</b>	<b>3</b>	<b>Weapon</b>	<b>Musket</b>		<b>Size</b>	<b>10</b>
<b>Formation</b>	<b>First Fire</b>	<b>Controlled Volley</b>	<b>Crashing Volley</b>	<b>Step out</b>	<b>Drill</b>	<b>Characteristics</b>
No shock	Yes	No	-	-	-	Poor shots, Weedy Coves
<b>Danish Kings Own Rifle Corps</b>					<b>Type</b>	<b>Conscripts &amp; Volunteers</b>
<b>Points Value</b>	<b>4</b>	<b>Weapon</b>	<b>Rifle</b>		<b>Size</b>	<b>8</b>
<b>Formation</b>	<b>First Fire</b>	<b>Controlled Volley</b>	<b>Crashing Volley</b>	<b>Step out</b>	<b>Drill</b>	<b>Characteristics</b>

No shock	Yes	First only	-	2	-	Hearth & Home, No bayonets
<b>Danish Kings Own Rifle Corps Sharpshooters</b>					<b>Type</b>	Skirmishers
<b>Points Value</b>	7	<b>Weapon</b>	Rifle		<b>Size</b>	6
<b>Formation</b>	First Fire	<b>Controlled Volley</b>	<b>Crashing Volley</b>	Step out	<b>Drill</b>	<b>Characteristics</b>
No shock	Yes	No	-	2	-	Hearth & Home, No bayonets
<b>Norwegian Line Infantry</b>					<b>Type</b>	Conscripts & Volunteers
<b>Points Value</b>	5	<b>Weapon</b>	Musket		<b>Size</b>	8
<b>Formation</b>	First Fire	<b>Controlled Volley</b>	<b>Crashing Volley</b>	Step out	<b>Drill</b>	<b>Characteristics</b>
Always	Yes	First only	3	2	3	Aggressive, Stubborn, Tactical
<b>Norwegian Line Infantry Skirmishers</b>					<b>Type</b>	Skirmishers
<b>Points Value</b>	7	<b>Weapon</b>	Musket		<b>Size</b>	6
<b>Formation</b>	First Fire	<b>Controlled Volley</b>	<b>Crashing Volley</b>	Step out	<b>Drill</b>	<b>Characteristics</b>
Always	Yes	No	-	3	-	Aggressive, Stubborn, Tactical
<b>Norwegian Grenadiers</b>					<b>Type</b>	Regulars
<b>Points Value</b>	6	<b>Weapon</b>	Musket		<b>Size</b>	8
<b>Formation</b>	First Fire	<b>Controlled Volley</b>	<b>Crashing Volley</b>	Step out	<b>Drill</b>	<b>Characteristics</b>
Always	Yes	First only	3	2	3	Aggressive, Stubborn, Tactical
<b>Norwegian Grenadiers Skirmishers</b>					<b>Type</b>	Skirmishers
<b>Points Value</b>	8	<b>Weapon</b>	Musket		<b>Size</b>	6
<b>Formation</b>	First Fire	<b>Controlled Volley</b>	<b>Crashing Volley</b>	Step out	<b>Drill</b>	<b>Characteristics</b>
Always	Yes	No	-	2	-	Aggressive, Stubborn, Tactical
<b>Norwegian Jaegers</b>					<b>Type</b>	Conscripts & Volunteers
<b>Points Value</b>	6	<b>Weapon</b>	Musket		<b>Size</b>	8
<b>Formation</b>	First Fire	<b>Controlled Volley</b>	<b>Crashing Volley</b>	Step out	<b>Drill</b>	<b>Characteristics</b>
Always	Yes	First only	3	2	3	Aggressive, Stubborn, Tactical
<b>Norwegian Jaegers Skirmishers</b>					<b>Type</b>	Light Infantry
<b>Points Value</b>	7	<b>Weapon</b>	Musket		<b>Size</b>	6
<b>Formation</b>	First Fire	<b>Controlled Volley</b>	<b>Crashing Volley</b>	Step out	<b>Drill</b>	<b>Characteristics</b>

Always	Yes	No	-	3	-	Aggressive, Stubborn, Tactical
<b>Norwegian Sharpshooters</b>					<b>Type</b>	Light Infantry
<b>Points Value</b>	7	<b>Weapon</b>	Musket		<b>Size</b>	8
<b>Formation</b>	First Fire	Controlled Volley	Crashing Volley	Step out	<b>Drill</b>	<b>Characteristics</b>
Always	Yes	First only	3	1	2	Aggressive, Stubborn, Tactical, Good shots
<b>Norwegian Sharpshooters Skirmishers</b>					<b>Type</b>	Light Infantry
<b>Points Value</b>	12	<b>Weapon</b>	Musket		<b>Size</b>	6
<b>Formation</b>	First Fire	Controlled Volley	Crashing Volley	Step out	<b>Drill</b>	<b>Characteristics</b>
Always	Yes	No	-	1	-	Sharp Practice, Stubborn, Tactical, Good shots
<b>Norwegian Ski Infantry</b>					<b>Type</b>	Conscripts & Volunteers
<b>Points Value</b>	6	<b>Weapon</b>	Musket		<b>Size</b>	8
<b>Formation</b>	First Fire	Controlled Volley	Crashing Volley	Step out	<b>Drill</b>	<b>Characteristics</b>
Always	Yes	First only	3	2	3	Aggressive, Stubborn, Tactical
<b>Norwegian Ski Infantry Skirmishers</b>					<b>Type</b>	Light Infantry
<b>Points Value</b>	7	<b>Weapon</b>	Musket		<b>Size</b>	6
<b>Formation</b>	First Fire	Controlled Volley	Crashing Volley	Step out	<b>Drill</b>	<b>Characteristics</b>
Always	Yes	No	-	2	-	Aggressive, Stubborn, Tactical

Happy figure handling and wargaming!