



## SPECIFICATION S430

### PRINCIPAL DIMENSIONS according to ISO 8666

Length Overall (Lmax)	13.55 m	44' 5"
Length of Hull (LH)	11.73 m	38' 6"
Beam (BH)	4.20 m	13' 9"
Draught (Tmax)	1.05 m	3' 5"
Air height	4.09 m	13' 5"
Fuel capacity	900 l	198 UK gal
Water capacity	325 l	71 UK gal
Displacement	12.36 t	12.17 UK t
CE Category	B	B
Max. person	12	12



### ENGINE STANDARD

2 x Volvo Penta IPS450 - Pod drive 28 knots\*

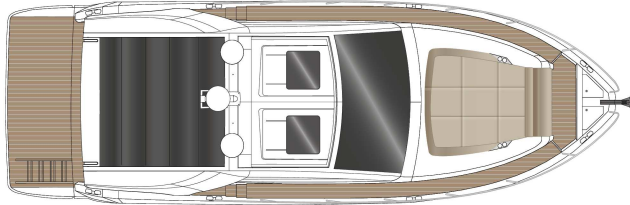
### ENGINE OPTIONS

2 x Volvo Penta IPS500 - Pod drive 31 knots\*

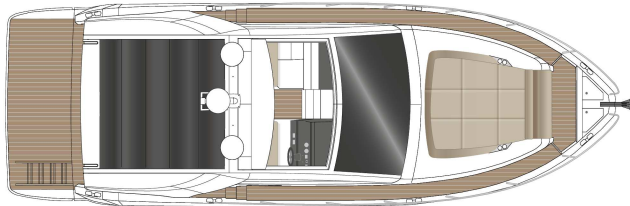
2 x Volvo Penta IPS600 - Pod drive 34 knots\*

\*All performance figures are given in good faith and are intended as an indication. These figures cannot be guaranteed as top speed in particular is affected by the cleanliness of the hull, conditions of the propellers, weight carried and air/sea temperature. Performance is related also to the optional accessories selected. SEALINE reserves the right to change specifications in line with the company policy of improvement through research and development. Standard Propeller tested in Greifswald according to Volvo conditions. All measurements/figures approximate. Errors and omissions excepted. Specification and material can be changed without notice. Please check with your dealer for a full list of inclusions. Valid from 2020.08.24.

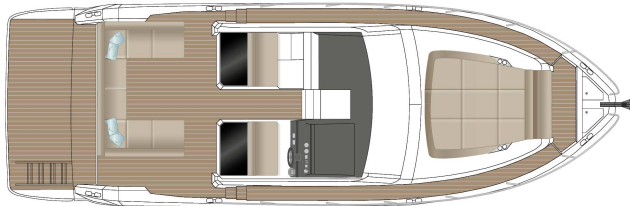
ROOF



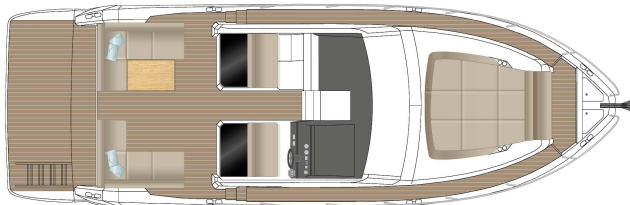
ROOF  
option



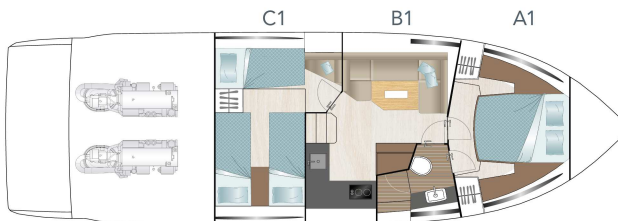
MAINDECK



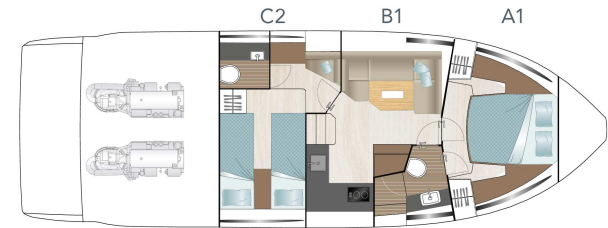
MAINDECK  
option



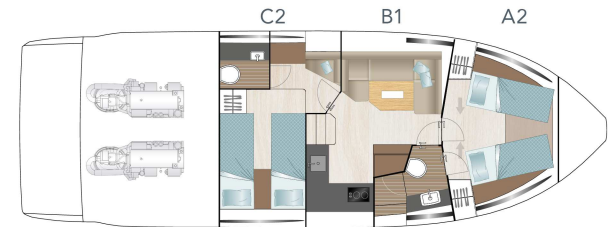
LOWERDECK  
standard



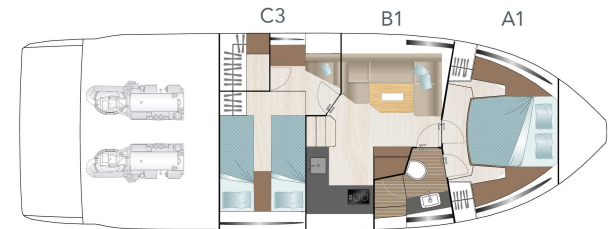
LOWERDECK  
option



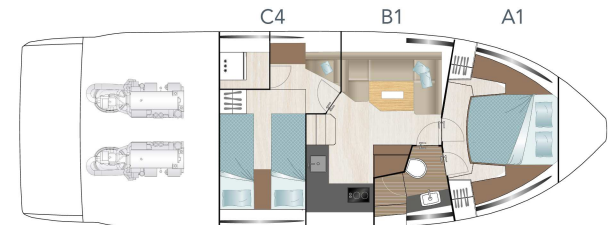
LOWERDECK  
option



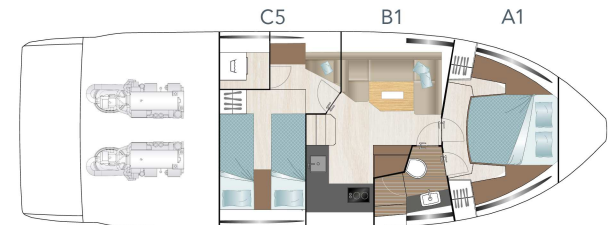
LOWERDECK  
option



LOWERDECK  
option



LOWERDECK  
option



## HULL

- GRP hull with sandwich construction, isophthalic gelcoat, colour: STAR WHITE, 1st layer vinyl ester resin
- Waterline, isophthalic gelcoat, colour: BLACK
- Aft pillar vinyl wrapped in GREY with SEALINE logo
- 2 hull windows (master cabin port side, guest cabin port side)
- 4 hull windows with openable porthole (master cabin starboard side, guest cabin starboard side and toilette starboard side, saloon port side)

## DECK & COCKPIT

- Pilot- and copilot bench
- GRP deck with antislip surface, isophthalic gelcoat, colour: STAR WHITE, 1st layer vinyl ester resin, anchor locker, self draining, anchor arm stainless steel
- Fender strip, rubber, colour: BLACK
- SEALINE steering wheel and throttles
- Full windscreen with pantograph wipers and screen wash
- GRP cockpit roof with 2 manual hatches
- SEALINE convertible fabric roof system at stern, manual
- Open triangular side windows in cockpit
- 1 fixed skylight in saloon
- Bathing platform in fiberglass, bathing ladder with handrail and bathing shower with hot and cold water and opening stainless steel gate.
- Stainless steel pulpit, 6 stainless steel mooring cleats, stainless steel handrails
- Bench at bow, GRP surface
- Wetbar with sink, hot and cold water and storage on port side
- Wetbar with storage on starboard side
- Full width cockpit with fixed "U"-shaped bench and manual engine hatch

## PROPULSION

- Engine room, sound insulated, fans with fire extinguisher system, automatic and manual, Batteries-Engines: 2 x 90 Ah / 12 V, Battery charger 30 A (only for engine batteries)
- 2 Volvo Penta IPS 450 (340 hp), Pod Drive propeller: T3, 2 Volvo engine instrumentation 2.5" displays
- Manual TRIM TAB
- Fuel tank, capacity: 900 litres
- Fuel Filter

## ELECTRICAL EQUIPMENT

- 12 V and 230 V electric system with 230 V shore power connection, sockets in saloon (1), master cabin (2), VIP cabin (2), galley (2), toilet (1), engine room (1) and 12V on dashboard (1)
- Country Version: EU / AUS
- Electric toilet
- Light in cabins, saloon and galley with dimmer. Dimmable indirect lights and reading lights in cabins. Lights in toilet, cockpit and engine room.
- Front screen demister
- Holding tank (170 l)
- Water tank (400 l) with gauge, fresh water pump and boiler (40 l)
- Bilge pumps: automatic electric (2) and manual emergency bilge pump in cockpit (2)

## NAVIGATION & INSTRUMENTS

- Standard dashboard, gelcoat colour: STAR WHITE with engine room fire extinguisher system
- Compass

## LAYOUT & INTERIOR

- A1: Master cabin with double berth, 2 wardrobes and sideboards with stowage and two bedside tables. 1 drawer underneath the bed. 3 Skylights, one openable and fully equipped head with shower on starboard side

- B1: Saloon with U-shaped sofa on port side with fixed table. Galley with stowage, fridge with freezer compartment, sink with draining basin, gas stove - 2 burners, 1 gas oven and direct access to separated day head on starboard side.
- C1: Guest cabin with 1 sofa bed on port side and 2 single berths, wardrobe and locker.
- Saloon table with fixed leg
- Counter tops in galley, in BISTRO material (according to colour card)

## UPHOLSTERY & WOOD

- Upholstery - CASABLANCA, colour: PEARL WHITE (according to colour card)
- Exterior seating material and upholstery helmsman bench in SARDINIA, colour GULL WING (according to colour card), Bed frames and bedheads in all cabins in soft material, colour: silvertex anthracite
- Standard mattresses in all cabins
- Carpet in cabins (according to colour card)
- Interior furniture in high quality marine plywood: MADISON WOOD (according to colour card)
- Cupboard fronts in galley, coloured, colour: white
- Saloon and galley flooring in AUSTRALIAN ACACIA (according to colour card)

## TRANSPORT

- Identified locations for hand held fire extinguishers - (hand held fire extinguishers are not supplied), SEALINE Owner's Manual in SEALINE document bag