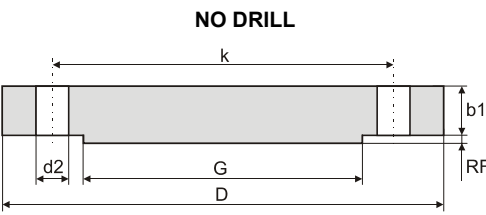
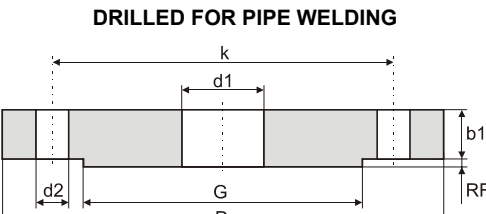
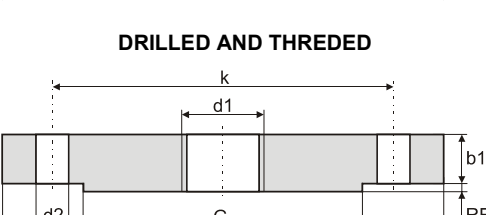
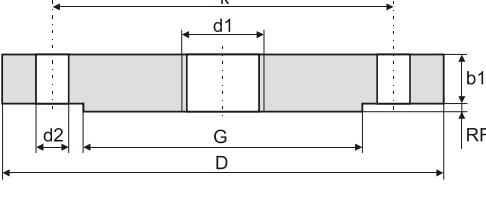
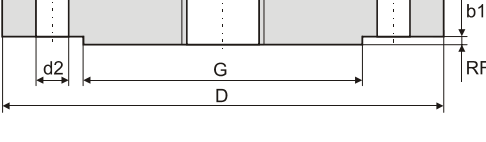
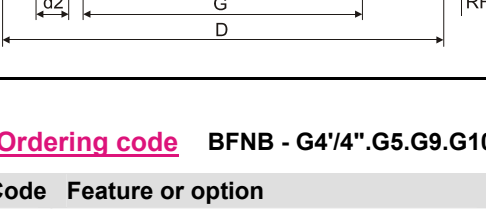


ANSI Mounting Flange BFN

ANSI B16.5 BLIND FLANGE B(BFNB)		DIMENSIONS *												
Material - stainless steel (see Appendix - Sheath materials) Nominal pressure - PN25...PN100		SIZE	pipe OD [mm]	class	D [mm]	k [mm]	G [mm]	b1 [mm]	RF [mm]	d2 [mm]	holes	weight [kg]		
		<p><b>NO DRILL</b></p> 		1/2"	21.3	150	88.9	60.5	35.1	9.7	1.5	15.7	4	≈ 0.42
3/4"	26.7			300	95.2	66.5	11.2	42.9		12.7				6.3
		600	108	79.2	14.2	15.7	≈ 0.76							
		150	98.6	69.8	11.2	15.7	≈ 0.61							
<p><b>DRILLED FOR PIPE WELDING</b></p> 		1"	33.4	300	124	88.9	16	1.5	19	4	≈ 1.28			
				600	124		17.5				19	≈ 1.39		
150	108			79.2	16		15.7				≈ 0.86			
<p><b>DRILLED AND THREADED</b></p> 		1 1/4"	42.2	150	117.3	98.5	14.2	1.5	15.7		4	≈ 1.17		
		1 1/2"	48.3	300	133.4		114.3					18		6.3
600	152.4			120.6	20.6							22.3	≈ 2.23	
150	127			79.2	16	15.7		≈ 1.53						
<p><b>DRILLED AND THREADED</b></p> 		2"	60.3	300	165.1	127	17.5	1.5	19			8	≈ 2.66	
				600	165.1		127						20.8	22.3
150	152.4			120.6	17.5		15.7			≈ 2.42				
<p><b>DRILLED AND THREADED</b></p> 		2 1/2"	73.0	300	177.8	139.7	20.9	1.5	19	4			≈ 3.94	
				600	190.5		149.2						23.9	22.3
150	177.8			139.7	20.9		19				≈ 3.94			
<p><b>DRILLED AND THREADED</b></p> 		3"	88.9	300	209.5	168.1	22.4	1.5	19		8		≈ 4.93	
				600	209.5		168.1						26.9	22.3
150	190.5			152.4	22.4		19						≈ 4.93	
							31.7	6.3	22.3			8	≈ 8.44	

Maximum temperature: 850 °C  
 Maximum pressure: class 150 - 150 psig  
 class 300 - 300 psig  
 class 600 - 600 psig

\* Other standard types and dimensions are available on request. Please contact BASI!

Ordering code BFNB - G4/G5/G9/G10/G14

Code	Feature or option	Code values
G4'	Nominal size	50 - 1/2", 75 - 3/4", 100 - 1", 125 - 1 1/4", 150 - 1 1/2", 200 - 2", 250 - 2 1/2", 300 - 3", Z - other (specify!) <sup>(1)</sup>
G4"	Nominal pressure (class)	150 - 10 bar (150 psig), 300 - 20 bar (300 psig), 600 - 40 bar (600 psig)
G5	Pipe diameter (for welding) 'd1' [mm]	X - none (blind flange), OD (see table above)
G9	Connection thread 'd1'	X - none, Q4 - G1/2", Q6 - G3/4", Q12 - G1", Q27 - G1 1/4", Q14 - G2", Q2 - M20x1.5, Q5 - M27x2, Q25 - M33x2, Z - other (specify!) <sup>(1)</sup>
G10	Material	M1 - 1.4301, M2 - 1.4541 <sup>(1)</sup> , M3 - 1.4571 <sup>(1)</sup> , M9 - 1.4404 <sup>(1)</sup>
G14	Face	A - flat, B - raised

<sup>(1)</sup> Contact BASI!