Instructor Manual

Snorkel & Scuba Edition

January 2015

AUSTRALIA
www.ausi.com.au info@ausi.com.au
EUROPE
www.usi.com.au ausi.europe.com.au

Professional Diver Training Systems

Published by:
Associated Underwater Scuba Instructors Pty Ltd
ACN: 062 887 969
73 Silverdale Road
Eaglemont
Victoria
AUSTRALIA 3084

Telephone: +61 40506 9792
Email: info@ausi.com.au
Website: www.ausi.com.au

SEVENTH EDITION - January 2015
SIXTH EDITION – August 2009
FIFTH EDITION – October 2006
FOURTH EDITION – October 2005
THIRD EDITION – May 200
SECOND EDITION – October 1995
FIRST EDITION – June 1994

Copyright © 2015 AUSI Pty Ltd

This work is copyright. Apart from any use permitted under the *Copyright Act 1968 (Commonwealth)*, no part may be reproduced, stored or transmitted by any process (photocopying, electronic storage, photographic etc.) without prior written permission from AUSI Pty Ltd.

Disclaimer
This edition supercedes all previous editions and is for the express use of authorised AUSI instructors only and AUSI takes no responsibility for the unauthorised use this publication.

AUSI INSTRUCTOR MANUAL INDEX

AUSI Mission Statement
AUSI Snorkel & Scuba Programs
Section 1 AUSI DEFINITIONS
Section 2 AUSI PROCEDURES
- Facility Registration
- Professional Registration
- Instructor Training Programs
- Annual Renewal
- Instructor Upgrade
- Student Records
- Certification Procedures
- Temporary Cards
- Lost or Damaged Cards
- AUSI Plastic Certification Cards
- AUSI Cards for Divers Certified by Other Agencies
- Accident Reporting
- Quality Control
- Complaints

Section 3 AUSI ADMINISTRATION FORMS
- Form 1: AUSI Medical History
- Form 2: AUSI Training Organisation Registration
- Form 3:AUSI Professional Annual Renewal
- Form 4: AUSI Professional Training Program Application
- Form 5: AUSI Replacement Certification Card
- Form 6: AUSI Accident Report
- Form 7: AUSI Cross-Over Application
- Form 8: AUSI Internet Registration (Obsolete)
- Form 9: AUSI Scuba Adventure Participation Profile Summary
- Form 10: AUSI Snorkel & Scuba Diving Participation Agreement
- Form 11: AUSI Snorkel & Scuba Diving Participation Agreement-Under 18
- Form 12: AUSI Open Water Trainee Referral
- Form 13: AUSI Professional Training Application

Section 4 AUSI SNORKELLING
- **Part A: AUSI Snorkelling Standards**
- **Part B: AUSI Snorkel Teaching Guidelines:**
- AUSI Snorkel Diver
- AUSI Snorkel Guide (including AUSI Snorkel Swimming Instructor)
- AUSI Snorkel Diver Instructor

Section 5 AUSI SCUBA
- **Part A: AUSI Scuba Standards**
- **Part B: AUSI Scuba Teaching Guidelines:**
- AUSI Scuba Adventure
- AUSI Level I Scuba Diver
- AUSI Level II Scuba Diver
- AUSI Level III Scuba Diver
- AUSI Level IV Scuba Diver
- AUSI Rescue Scuba Diver (AUSI Level V Scuba Diver)
- AUSI Level VI Scuba Diver (AUSI Level VI Professional)
- AUSI Assistant Scuba Instructor
- AUSI Level I Scuba Instructor
- AUSI Level II Scuba Instructor
- Other AUSI Scuba & Snorkel Specialities

..

AUSI Mission Statement & AUSI Snorkel & Scuba Programs 1
AUSI Definitions 2
AUSI Procedures 3
AUSI Administration Forms 4
AUSI Snorkel Standards 5
AUSI Snorkel Teaching Guidelines:
- Snorkel Diver 6
- Snorkel Guide (Snorkel Swimming Instructor) 7
- Snorkel Diver Instructor 8

AUSI Scuba Standards 9
AUSI Scuba Teaching Guidelines:
- Scuba Adventure 10
- Level I Scuba Diver 11
- Level II Scuba Diver 12
- Level III Scuba Diver 13
- Level IV Scuba Diver 14
- Rescue Diver (Level V Scuba Diver) 15
- Level VI Scuba Diver (Level VI Pro) 16
- Assistant Scuba Instructor 17
- Level I Scuba Instructor 18
- Level II Scuba Instructor 19
- Other Scuba & Snorkel Specialties 20

..

AUSI Mission Statement

Associated (Australian) Underwater Scuba Instructors (AUSI) was formed in 1994 with the goal to provide the diving industry with affordable, quality education services aimed at ensuing that trainee divers receive the highest quality diver eduction.

In line with this goal AUSI's Open Licence System, on-line diver training agency: www.ausi.com.au offers free visitor access to the AUSI Snorkel and Scuba Training Systems, professional registration for instructors* as well as on-line cross-overs*.

AUSI's unique open – licence approach is a dynamic ever-evolving system that not only welcomes input from its users but acts on there ideas and suggestions to improve the system.

January 2015

* Terms and conditions apply

..

Associated Underwater Scuba Instructors

Introductory Scuba Programs

AUSI
Scuba Experience
(Introductory Scuba)

AUSI
Scuba Adventure
(Resort Scuba Dive)

Professional Scuba Pathway

AUSI Level VIII
Scuba Instructor
(Instructor Examiner)

AUSI Level VII
Scuba Instructor
(Instructor Trainer)

AUSI Level VI
Scuba Instructor
(Dive Master Instructor)

AUSI Level V
Scuba Instructor
(Rescue Instructor)

AUSI Level IV
Scuba Instructor
(Deep Instructor)

AUSI Level III
Scuba Instructor
(Advanced Instructor)

AUSI Level II
Scuba Instructor
(Open Water Instructor)

AUSI Level I
Scuba Instructor
(Resort Instructor)

AUSI Assistant
Scuba Instructor
(Assistant Instructor)

AUSI SCUBA

Recreational Scuba Pathway

AUSI Level I
Scuba Diver
(Supervised Scuba Diver)

AUSI Level II
Scuba Diver
(International Open Water)

AUSI Level III
Scuba Diver
(Advanced Open Water)

AUSI Level IV
Scuba Diver
(Deep Diver)

AUSI Level V
Scuba Diver
(Rescue Diver)

AUSI Level VI
Scuba Diver
(Master Diver)

Specialty Programs

AUSI
Scuba Assistant

AUSI
Night Diver

AUSI
Underwater Naturalist r

AUSI
Underwater Photography

AUSI
Rescue Diver

Plus many more

\+ **First aid CPR Oxygen** \+ **Internship** → **AUSI Level VI Professional** (Dive Master) →

AUSI SNORKELLING

AUSI
Snorkel Diver
(Levels 1, 2 & 3)

AUSI
Snorkel Swimming Instructor

AUSI
Snorkel Guide
(Levels 1, 2 & 3)

AUSI
Snorkel Diver Instructor

AUSI
Snorkel Diver Instructor Trainer

Further information: www.ausi.com.au

AUSI Snorkel Programs

Recreational Levels:

Snorkel Swimming

Snorkel Swimming is using mask, snorkel, fins and a buoyancy aid to ensure positive buoyancy at all times.

Snorkel Diving

Snorkel Diving is intentionally going to depth using a mask, snorkel and fins where there is a possibility of achieving negative buoyancy and has inherent life threatening risks for the untrained.

Professional training is required and AUSI has a wide range of training programs.

Free Diving

Free Diving is breath-hold diving to depths beyond nine metres (30ft) and because of its inherent potential dangers requires specialist training.

Professional Levels:

AUSI Snorkel Swimming Instructor

a. Can conduct snorkel swimming programs in a pool,
b. Can conduct snorkel swimming programs in sheltered water under the supervision of an AUSI Snorkel Guide or higher, and
c. Can act as a lookout for snorkelling activities in open water under the supervision of an AUSI Snorkel Guide or higher.

AUSI Snorkel Guide

a. Can conduct snorkel swimming programs,
b. Can act as an in-water guide for uncertified snorkel divers in open water, and
c. Can supervise snorkelling activities in open water.

AUSI Snorkel Diver Instructor

a. Can conduct snorkel swimming programs,
b. Can act as an in-water guide for uncertified snorkel divers in open water,
c. Can supervise snorkelling activities in open water,
d. Can train and certify AUSI Snorkel Divers,
e. Can train and certify AUSI Snorkel Swimming Instructors, and
f. Can train and certify AUSI Snorkel Guides.

AUSI Snorkel Diver Instructor Trainer

a. Can conduct snorkel swimming programs,
b. Can act as an in-water guide for uncertified snorkel divers in open water,
c. Can supervise snorkelling activities in open water,
d. Can train and certify AUSI Snorkel Divers,
e. Can train and certify AUSI Snorkel Swimming Instructors,
f. Can train and certify AUSI Snorkel Guides, and
g. Can train and certify AUSI Snorkel Diver Instructors.

The table bellows shows the depth requirements for the various AUSI Snorkelling awards:

Certification Level	Snorkel Diver	Snorkel Guide	Snorkel Diver Instructor
Level 1	3 metres (10ft)	6 metres (20ft)	6 metres (20ft)
Level 2	6 metres (20ft)	9 metres (30ft)	9 metres (30ft)
Level 3	9 metres (30ft)	12 metres (40ft)	12 metres (40ft)

NOTE: 1.The certifying instructor shall be at the same level or higher than the level of AUSI Snorkel Diver certification being issued eg to issue a Level III Snorkel Diver certification the instructor must be an AUSI Level III Snorkel Diver Instructor or higher.

2. For depths greater than nine metres (30ft) see AUSI Free Diver Specialty.

AUSI Scuba Programs

Pre-Entry Levels:

Scuba Experience
Introduction to scuba diving on the surface or in shallow enclosed water.

Scuba Adventure (Resort Diving)
Introduction to scuba diving in the ocean.

AUSI Level I Scuba Diver (Supervised open water diving)
Scuba diving in the ocean under the direct supervision of an AUSI Level II Scuba Instructor or higher.

Recreational Levels:

AUSI Level II Scuba Diver (International Open Water Diver)
Scuba diving in the ocean unsupervised to 18 metres (60') in daylight hours.

AUSI Level III Scuba Diver (Advanced Open Water)
Scuba diving in the ocean unsupervised to 30 metres (60') in daylight hours and 18 metres (60') at night.

AUSI Level IV Scuba Diver (Deep Diver)
Scuba diving in the ocean unsupervised to 39 metres (130') in daylight hours.

AUSI Level V Scuba Diver (Rescue Diver)
Trained in scuba rescue, first aid, CPR, oxygen provision and deep diving.

AUSI Level VI Scuba Diver (Master Diver)
Trained to organise and conduct scuba diving activities and underwater guiding.

AUSI Scuba Specialties
Many specialties including Rescue Diver, Underwater Photographer, Underwater Naturalist, Sinkhole & Cave Diving.

Professional Levels:

AUSI Level VI Professional – Professional Dive Master
AUSI Scuba Assistant Instructor – Assistant Instructor
AUSI Level I Scuba Instructor - Resort Instructor
AUSI Level II Scuba Instructor - Open Water Instructor
AUSI Level III Scuba Instructor - Advanced Instructor
AUSI Level IV Scuba Instructor - Deep Instructor
AUSI Level V Scuba Instructor - Rescue Instructor
AUSI Level VI Scuba Instructor - Dive Master Instructor
AUSI Level VII Scuba Instructor - Instructor Trainer
AUSI Level VIII Scuba Instructor - Instructor Examiner

..

Section 1: AUSI Definitions

Record of change: Current version is **January 2015 (0115)** and replaces July 2008 (0708).
July 2008 (0708) replaced September 2007 (0907)
September 2007 (0907) replaced October 2006 (1006)
October 2006 (1006) replaced May 2006 (0506)
May 2006 (0506) replaced October 2005 (1005)

Copyright © 2015 AUSI Pty Ltd ACN 062 887 969

Copyright © 2015 AUSI Pty Ltd ACN 062 887 969

DEFINITIONS

Active AUSI Instructor (October 2005):
See - Registered AUSI Instructor.

Approved Equivalent (October 2005):
Equivalency as approved by the AUSI Review Board.

Assistant Instructor (October 2005):
A qualified, approved instructor who can be used to assist an AUSI Instructor.

AUSI Academy (August 2007):
An AUSI Head Office registered training organisation that is authorised to train AUSI Instructors. An AUSI Academy can be either an AUSI Snorkel Academy or an AUSI Scuba Academy.

AUSI Adventure Centre (August 2007):
An AUSI Head Office registered training organisation that is authorised to conduct AUSI Adventure Programs. An AUSI Adventure Centre can be either an AUSI Snorkel Adventure Centre or an AUSI Scuba Adventure Centre.

AUSI Adventure Program (August 2007):
AUSI Adventure Programs include AUSI Scuba Experience, AUSI Scuba Adventure, certified scuba diving, snorkel swimming and snorkel diving.

AUSI Course Director (October 2005):
The AUSI Instructor Trainer in charge of an AUSI Instructor Training Program.

AUSI Cross Over (October 2005):
An AUSI Orientation program conducted to familiarise professionals from other recognised agencies such as dive masters, assistant instructors and instructors with AUSI Standards, Procedures and Teaching Guidelines.

AUSI Examiner (July 2008):
An approved independent AUSI Level VIII Scuba Instructor Trainer appointed by AUSI Head Office to conduct the final examination phase of an AUSI Level I Scuba Instructor Course.

AUSI Open Licence (October 2005):
A licence granted by AUSI to approved training organisations that wish to operate the AUSI Training System under their own corporate identification.

AUSI Professional (August 2007):
An AUSI Head Office registered AUSI Snorkel Swimming Instructor, AUSI Snorkel Instructor (any level), AUSI Level VI Professional (Dive Master) or AUSI Scuba Instructor (any level).

AUSI Training Organisation (August 2007):
An AUSI Head Office registered training organisation that is authorised to conduct AUSI Snorkel and/or Scuba Programs.

AUSI Training Centre (August 2007):
An AUSI Head Office registered training organisation that is authorised to train and certify AUSI Divers. An AUSI Training Centre can be either an AUSI Snorkel Training Centre or an AUSI Scuba Training Centre.

Copyright © 2015 AUSI Pty Ltd ACN 062 887 969

AUSI Organisational Structure (October 2005):

The chart below shows the relationship between AUSI and the market place.

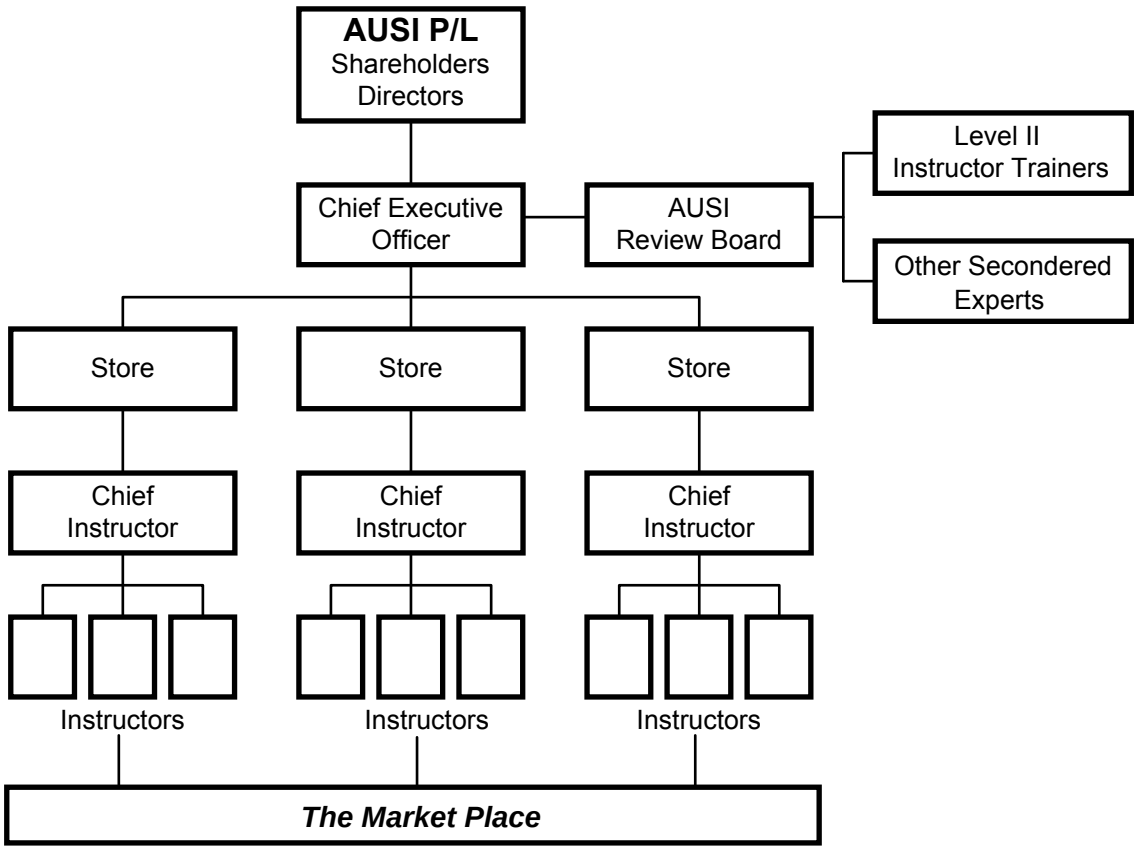

AUSI Review Board (October 2005):

The AUSI Review Board is a board consisting of the Chief Executive Officer and at least two AUSI Instructor Examiners plus appointed experts.

The AUSI Review Board is responsible for:

(a) Standards reviews and waivers,
(b) Approval of equivalences,
(c) Representation on external committees such as Standards Australia,
(d) Instructor renewal waivers,
(e) Assessment of cross-over instructor status,
(f) Coordination of AUSI Instructor Training Programs,
(g) Appointment of AUSI Scuba Instructor Examiners,
(h) Quality control and complaints procedures, and
(i) Discipline of AUSI instructors.

AUSI Scuba Assistant (July 2008):

A diver who is has completed an AUSI Assistant Scuba Instructor course but has not met the certification requirements as an AUSI Assistant Scuba Instructor. Whilst an AUSI Scuba Assistant is able to assist an AUSI Scuba Instructor to a level equivalent to their diving certification, instructor/student ratios cannot be increased.

Copyright © 2015 AUSI Pty Ltd ACN 062 887 969

AUSI Scuba Certification Pathway (July 2008):

The chart below shows the relationship between the various AUSI Scuba Awards.

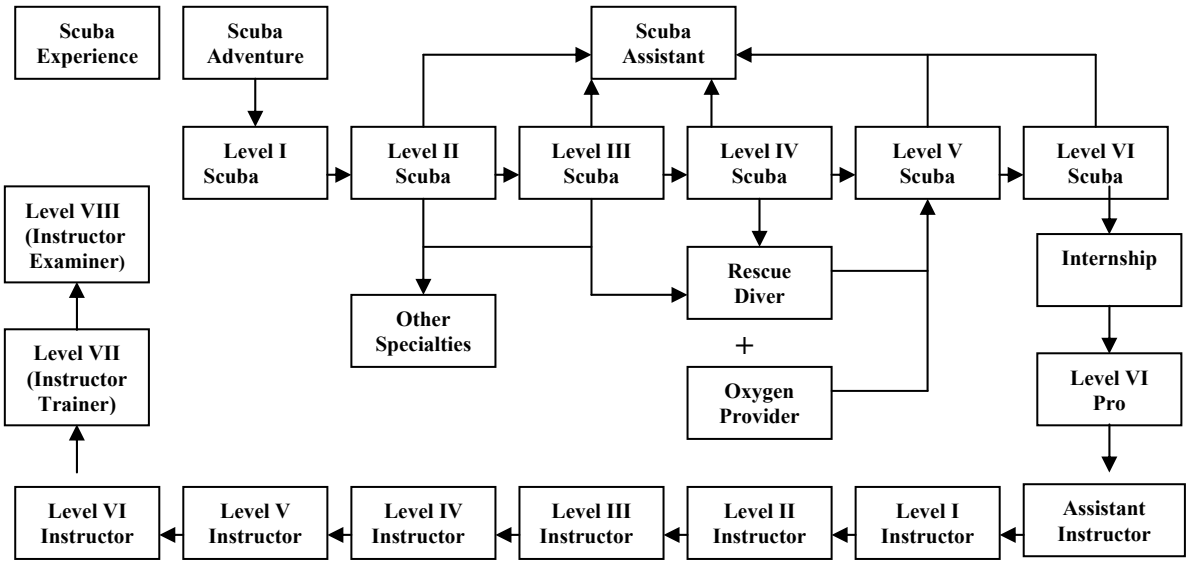

AUSI Scuba Learning Module (July 2008):

An AUSI Scuba Learning Module is a theory module consisting of student course notes and a lesson review, which is formally presented by an AUSI Scuba Instructor during the training process.

These modules are designed to assist learning from AUSI Scuba Adventure to AUSI Scuba Instructor.

A summary the current AUSI Scuba Training System's Scuba Learning Modules can be found on the AUSI web site: www.ausi.com.au

AUSI Snorkel Diver Certification Levels (October 2005):

The following table shows the depth requirements for various levels of AUSI Snorkel Diver certification.

Certification Level	Snorkel Diver	Snorkel Diver Instructor
Level I	3 metres (10 ft)	6 metres (20 ft)
Level II	6 metres (20 ft)	9 metres (30 ft)
Level III	9 metres (30 ft)	12 metres (40 ft)

NOTE: 1.The certifying instructor shall be at the same level or higher than the level of AUSI Snorkel Diver certification being issued eg to issue a Level III Snorkel Diver certification the instructor must be an AUSI Level III Snorkel Diver Instructor or higher.
2. For depths greater than nine metres (30 ft) see AUSI Free Diver Specialty.

Certified Medically Fit (October 2005):

Deemed medically fit for the activity by qualified medical practitioner.

Chief Executive Officer (October 2005):

Appointed by the AUSI Directors to administer the day to day running of AUSI.

Chief Instructor (October 2005):

An instructor appointed by a registered AUSI Facility who is responsible for ensuring that AUSI Procedures, Standards and Teaching Guidelines are met by the facility and its instructors.

Copyright © 2015 AUSI Pty Ltd ACN 062 887 969

Current (May 2006):

In reference to diving medical, workplace first aid, CPR and oxygen provider certificates, the term current means valid for five years unless local authorities require less.

NOTE: AUSI Professionals are reminded that they must ensure that their medical, first aid, CPR and oxygen provider qualifications remain current.

Direct Supervision (October 2005):

Instructor must be in the water in direct visual contact with students and/or assistant instructor.

Diving Medical (May 2006):

AUSI Snorkel Programs

(1) When a student is participating in an AUSI Snorkel program they are required to be medically fit to snorkel dive. To assess the student's fitness to snorkel dive use the *AUSI Medical History Form* or an approved equivalent. An *AUSI Medical History Form* can be photocopied from the AUSI Forms section of this manual, or downloaded fro www.ausi.com.au.

(2) A full diving medical is required if a positive response is received for any of the relevant conditions listed in Section C of the *AUSI Medical History Form* or if any doubt exists concerning answers to Section B of the form.

(3) AUSI Snorkel Diving Instructors are required to undergo an annual diving medical for snorkel diving and, where possible, the medical should be performed by a doctor qualified in diving medicine.

NOTE: For an up to date list of qualified diving doctors go to www.spums.org.au/Divedocs.

AUSI Scuba Programs

(1) When a student is participating in an AUSI Scuba Diver training they are required to be medically fit to scuba dive. To assess the student's fitness to scuba dive use the *AUSI Medical History Form*, which can be photocopied from the AUSI Forms section of this manual, or downloaded from www.ausi.com.au, or approved equivalent, a full diving medical is required if a positive response is received for any of the conditions listed in Section C of the form or if any doubt exists concerning answers to Section B of the form.

NOTE: In Australia, AUSI Level II Scuba Diver (Open Water) trainees require a full diving medical to Australian Standard AS 4005.1. All diving medicals should be conducted by a doctor trained in diving medicine, however a general practitioner familiar with the student's history can be used provided the practitioner has read Appendix A, B and C of AS 4005-2000 "Training and certification of recreational divers; Part 1: Minimum entry-level SCUBA diving" and uses the Typical Medical Form, from Appendix B of AS 4005.1-2000.

(2) AUSI Level VI Scuba Professionals and AUSI Scuba Instructors are required to be medically fit to scuba dive. Those who are working as occupational divers in the recreational diving industry in Australia and New Zealand are required to have a diving medical for scuba diving as defined in Australian Standard AS/NZS 2299.1, where it is issued within 12 months. In Queensland additional tests are required, they are: an audiometry test; an ECG (if over 35 years) and a chest X-ray every five years or at the diving medical practitioners discretion.

NOTE: 1. Instructors should ensure no change in medical condition has occurred since the last dive medical was completed ie. serious accident, illness or Decompression Illness.
2. For an up to date list of qualified diving doctors go to www.spums.org.au/Divedocs.

Copyright © 2015 AUSI Pty Ltd ACN 062 887 969

Enclosed Water (October 2005):
A body of water not influenced by strong current, wind, waves or swell that has a clearly defined edge eg. swimming pools, aquariums and rock pools at low tide.

Endorsed Scuba Instructor (October 2005):
An endorsed scuba instructor is a recognised scuba instructor who has been endorsed by AUSI to teach snorkel diving after having successfully completed the AUSI Snorkel Instructor fitness tests as outlined in the AUSI Snorkel Diver Instructor Teaching Guidelines.

Free Fee Policy (July 2008):
There are no AUSI Joining Fees, AUSI Registration Fees or AUSI Renewal Fees for AUSI Certifying Professionals, AUSI Training Organisations or AUSI Cross Over Candidates however, there may be a minimum purchase requirement.

NOTE: AUSI Snorkel Swimming Instructors, AUSI Level VI Professionlas (Dive Masters), AUSI Assistant Scuba Instructors (Assistant Instructors) and AUSI Scuba Adventure Instructors are non-certifying instructors and may be subject to a Joining Fee and an Annual Renewal Fee. For details consult the current AUSI Fee Fees Policy document, available on www.ausi.com.au.

Ideal Conditions (July 2008):
Refers to a body of water where there is no strong current, calm surface conditions, tropical water temperature (ie greater than 22 degrees Celsius), visibility is at least nine metres (30 ft) and when no diver in the group carries a weight system of more than 5.6 kilograms (12lb).

Maximum Ratios (October 2005):
Recommended maximum instructor/student ratio for ideal conditions.
Ratios should always be reduced if conditions are less than ideal or student ability dictates the need to do so.

NOTE: Where local authority ratios differ from AUSI ratios, then instructors must follow the most conservative ratio.

Medical History (October 2005):
A completed AUSI Medical History Form. This form can be photocopied from the AUSI Forms section of this manual or downloaded from www.ausi.com.au.

Medically Fit (October 2005):
Deemed medically fit for the activity as per the AUSI Medical History Form or by a medical practitioner which ever is required under the relevant AUSI Standard.

Copyright © 2015 AUSI Pty Ltd ACN 062 887 969

Metric/Imperial Equivalents (October 2005):

The table below shows metric units used by AUSI and imperial equivalences that should be used by instructors in the USA:

Depth in metres	Depth in feet	Distance in metres	Distance in yards
1	3	5	6
1.5	5	25	30
3	10	50	55
6	20	100	110
9	30	200	220
12	40	250	275
15	50	500	550
18	60	800	880
21	70	1000	1100
24	80	**Pressure in atmospheres**	**Pressure in psi**
27	90	1	15
30	100	50	750
33	110	75	1000
36	120	100	1500
39	130	200	3000
Weight in kilograms	**Weight in pounds**	225	3400
1.4	3		

Open Water (October 2005):

A body of water that is subject to the influence of tide, current, wind and waves or swell.

Recognised Agency (October 2005):

A certification agency, which is approved by the AUSI Review Board.

Registered AUSI Instructor (January 2015):

An AUSI Instructor who is deemed "*active*" ie a member of AUSI who has met all AUSI Registration requirements as per the relevant AUSI Standards and has renewed by the due date. Snorkel Guides, Snorkel Instructors and Scuba Instructors must renew annually.

NOTE: AUSI Certifications can only be issued by registered AUSI Snorkel Diver Instructors or higher or registered AUSI Level II Scuba Instructors or higher.

Shall (October 2005):

Mandatory requirement.

Sheltered Water (July 2008):

A body of water within a barrier, either natural or man-made including a jetty, not adversely influenced by strong current, wind, waves or swell.

Should (October 2005):

Strong recommendation.

Snorkel Diving (October 2005):

Snorkel Diving is intentionally going to depth using a mask, snorkel and fins where there is a possibility of achieving negative buoyancy.

Snorkel Swimming (October 2005):

Snorkel Swimming is using mask, snorkel, fins and a buoyancy aid to ensure positive buoyancy at all times.

Strong current (July 2008):

A current too strong to comfortably swim against, as judged against the weakest diver.

Copyright © 2015 AUSI Pty Ltd ACN 062 887 969

Section 2: AUSI Procedures

Record of change: This version is **January 2015 (0115)** and replaces August 2009 (0809)
August 2009 (0809) replaced November 2008 (1108)
November 2008 (1108) replaced October 2006 (1006)
October 2006 (1006) replaced May 2006 (0506)
May 2006 (0506) replaced October 2005 (1005)

CONTENTS

Facility Registration 1

Professional Registration 2
- AUSI Professional Training
- AUSI Professional Cross-Over

Instructor Training Programs 2

Annual Renewal 3
- AUSI Facilities
- AUSI Professionals

Instructor Upgrade 4

Student Records 5

Certification Procedures 6

Referral for Incomplete Training 8

Temporary Cards 9

Lost or Damaged Cards 9

AUSI Plastic Certification Cards 9

AUSI Cards for Divers Certified by Other Agencies 10

Accident Reporting 11

Quality Control 11

Complaints 11

Copyright © 2015 AUSI Pty Ltd ACN 062 887 969

Copyright © 2015 AUSI Pty Ltd ACN 062 887 969

FACILITY REGISTRATION

(1) Complete an *AUSI Training Organisation Registration Form* (Form 2) and forward to AUSI Head Office with appropriate fee by 30 November each year.
This form can be photocopied from the AUSI Forms section of this manual, or downloaded from www.ausi.com.au.

NOTE: There are three levels of AUSI Facility:

1. AUSI Scuba Adventure Centre
2. AUSI Training Centre
3. AUSI Instructor Training Centre

(2) Appoint a Chief Instructor whose responsibility is to ensure that AUSI Standards, AUSI Procedures and AUSI Teaching Guidelines are adhered to.

(3) Facility registration requires Annual Renewal, see below.

Copyright © 2015 AUSI Pty Ltd ACN 062 887 969

PROFESSIONAL REGISTRATION

A diver can become a registered AUSI Professional by successfully completing either the relevant:
(1) AUSI Professional Training Program, or

(2) AUSI Professional Cross-Over.

NOTE: Any certified instructor from any recognised agency can be used as an AUSI Instructor however; only AUSI registered instructors can issue AUSI certifications.

AUSI Professional Training

(1) Complete an *AUSI Professional Training Application Form* (Form 13) and forward to AUSI Head Office with relvent documentation and fee.
This form can be photocopied from the AUSI Forms section of this manual, or downloaded from www.ausi.com.au.

(2) Successfully complete the relevant AUSI Training Program, see relevant AUSI Standard and AUSI Teaching Guidelines.

(3) Instructor (Snorkel Guide, Snorkel Instructor and Scuba Instructor) registration requires Annual Renewal, see below.

AUSI Professional Cross-Over

(1) Complete an *AUSI Professional Cross-Over Application Form* (Form 13) and forward to AUSI Head Office with relvent documentation and fee.
This form can be photocopied from the AUSI Forms section of this manual, or downloaded from www.ausi.com.au.

(2) Successfully complete the relevant AUSI Workbook and AUSI Standards & Procedures Exam, see relevant AUSI Standards.

(3) Instructor registration requires Annual Renewal, see below.

INSTRUCTOR TRAINING PROGRAMS

(1) AUSI Instructor Training Programs can only be conducted by approved registered AUSI Instructor Trainers.

(2) Training can be conducted either:

(a) As an in-store program where the training and assessment phases are conducted over any time frame that satisfies both the AUSI Course Director and the candidate, or
(b) As a full time AUSI Instructor Training Program which includes training, assessment and final examination.

(3) To avoid duplication of full time programs in any one region, all AUSI Instructor Training Programs must have AUSI Head Office approval.

(4) To gain approval, AUSI Course Directors must submit an *AUSI Professional Training Program Application Form* (Form 4) to AUSI Head Office at least 60 days in advance.
This form can be photocopied from the AUSI Forms section of this manual, or downloaded from www.ausi.com.au.

Copyright © 2015 AUSI Pty Ltd ACN 062 887 969

ANNUAL RENEWAL

AUSI Facilities

(1) Complete an *AUSI Training Organisation Registration Form* (Form 2) and forward with appropriate fee to AUSI Head Office by 30 November each year.
This form can be photocopied from the AUSI Forms section of this manual, or downloaded from www.ausi.com.au.

(2) Appoint a Chief Instructor whose responsibility is to ensure that AUSI Standards, AUSI Procedures and AUSI Teaching Guidelines are adhered to.

Copyright © 2015 AUSI Pty Ltd ACN 062 887 969

AUSI Professionals

AUSI Snorkel Guides

(1) Satisfactorily complete the fitness tests as outlined in the relevant AUSI Snorkel Guide Teaching Guidelines, these tests can be done "in-house" and must be authenticated by an AUSI Instructor, and
(2) Complete an *AUSI Professional Annual Renewal Form* (Form 3) and forward to AUSI Head Office with relevant documentation, appropriate fee and two passport photographs by 30 November each year.
This form can be photocopied from the AUSI Forms section of this manual, or downloaded from www.ausi.com.au.

NOTE: (1) AUSI Professionals are reminded that they must ensure that their medical, first aid, CPR and oxygen provider qualifications remain current.

AUSI Snorkel Instructors

(1) Satisfactorily complete the fitness tests as outlined in the relevant AUSI Snorkel Instructor Teaching Guidelines, these tests can be done "in-house" and must be authenticated by an AUSI Instructor, and
(2) Complete an *AUSI Professional Annual Renewal Form* (Form 3) and forward to AUSI Head Office with relevant documentation, appropriate fee and two passport photographs by 30 November each year.
This form can be photocopied from the AUSI Forms section of this manual, or downloaded from www.ausi.com.au.

NOTE: (1) AUSI Professionals are reminded that they must ensure that their medical, first aid, CPR and oxygen provider qualifications remain current.
(2) AUSI Snorkel Diver Instructors and higher will receive eight AUSI certification Forms.

AUSI Level VI Professionals, AUSI Scuba Assistant Instructors & AUSI Level I Scuba Instructors

(1) Complete an *AUSI Professional Annual Renewal Form* (Form 3) and forward to AUSI Head Office with relevant documentation, appropriate fee and two passport photographs by 30 November each year.
This form can be photocopied from the AUSI Forms section of this manual, or downloaded from www.ausi.com.au.

NOTE: AUSI Professionals are reminded that they must ensure that their medical, first aid, CPR and oxygen provider qualifications remain current.

AUSI Level II+ Scuba Instructors

(1) Must have certified a minimum of four AUSI Scuba Divers, at any level, in the previous 24 months or approved equivalent or complete the open book AUSI Standards and Procedures Examination, an instructor who has not been current for over five years must either complete an AUSI Scuba Instructor Orientation Program or assist on an AUSI Level I/II Scuba Diver course, preferably both, and
(2) Complete an *AUSI Professional Annual Renewal Form* (Form 3) and forward to AUSI Head Office with relevant documentation, appropriate fee (the pre-purchase of eight non-transferable AUSI Certification Forms) and two passport photographs by 30 November each year.
This form can be photocopied from the AUSI Forms section of this manual, or downloaded from www.ausi.com.au.

Copyright © 2015 AUSI Pty Ltd ACN 062 887 969

NOTE: (1) AUSI Professionals are reminded that they must ensure that their medical, first aid, CPR and oxygen provider qualifications remain current.
(2) AUSI Level V Scuba Instructors and higher require a current oxygen provider instructor certificate or an approved equivalent.

INSTRUCTOR UPGRADE

(1) Satisfy the requirements outlined in the relevant AUSI Standard.

(2) Forward completed *AUSI Professional Annual Renewal Form* (Form 3), with relevant documentation, two passport photographs and appropriate fee to AUSI Head Office.
This form can be photocopied from the AUSI Forms section of this manual, or downloaded from www.ausi.com.au.

STUDENT RECORDS

(1) Accurate student records for each AUSI course must be kept, including the relevant:
(a) *AUSI Participation Agreement*
(b) *AUSI Training Record*
(c) *AUSI Theory Test Answer Sheet*, and
(d) Any other relevant AUSI Assessment Sheets.

(2) These records are to be kept for a minimum period of seven years from the time of the most recent training or if the student is under 18 years of age at the time of training then for seven years after the student turns 18 years of age.

(3) Records must be forwarded to AUSI Head Office either:
(a) Upon request to do so by AUSI Head Office, or
(b) If the AUSI Facility ceases to trade.

Copyright © 2015 AUSI Pty Ltd ACN 062 887 969

CERTIFICATION PROCEDURES

AUSI Snorkel Awards

AUSI Snorkel Swimming

(1) Whilst there is no formal certification for this AUSI program, facilities and instructors are at liberty to issue a Certificate of Participation providing AUSI Head Office approves the document.

AUSI Snorkel Diver & Snorkel Specialties

(1) **AUSI Certification Forms** must be pre-purchased from AUSI head Office.

(2) Before issuing the Certification Card ensure the following:

(a) All theory and practical elements have been satisfactorily completed,

(b) The relevant AUSI Training Record is accurately completed by both student and instructor,

(c) Both student and instructor have signed the Certificate of Completion, and

(d) Student's dives are accurately logged in their personal logbook and counter signed by the instructor.

(3) When preparing the certification card:

(a) Ensure all required details are accurately completed,

(b) Affix a passport photograph of the student to the card,

(c) Ensure the instructor signs the card, and

(d) If a dual certification is issued fill in the details of the other certification in the "previous highest certification" section of the Student Profile on the certification card sheet.

(4) Before laminating the certification card, re-check all details.

(5) Issue laminated certification card and wall certificate to the student.

(6) Return the completed Student Profile to AUSI Head Office by the 14th day of the following month.

NOTE: Student Profiles can be returned via e-mail to certs@ausi.com.au, simply save the certification file with the file name "ausiXXXX".doc, where XXXX represents the Certification Number eg 0555.

AUSI Snorkel Professionals

(1) AUSI Snorkel Professional certifications are issued by AUSI Head Office upon receipt of the completed documentation and appropriate fee, see Professional Registration.

Copyright © 2015 AUSI Pty Ltd ACN 062 887 969

AUSI Scuba Awards

AUSI Scuba Experience

(1) Whilst there is no formal certification for this AUSI program, facilities and instructors are at liberty to issue a Certificate of Participation providing AUSI Head Office approves the document.

NOTE: Instructors **must** emphasise to students that the AUSI Scuba Experience is **not** a certification course.

AUSI Scuba Adventure

(1) **AUSI Scuba Adventure Certification Cards** must be pre-purchased from AUSI Head Office, however AUSI approved operator based certificates can be used.

(2) Ensure all the required details are accurately completed before issuing the card.

(3) Either the AUSI Student Profile or the *AUSI Scuba Adventure Student Profile Sheet* found in Part 3 Teaching Guidelines - AUSI Scuba Adventure, is to be returned to AUSI Head Office by the 14th day of the next month.

NOTE: Instructors **must** emphasise to the student that:

1. The AUSI Scuba Adventure Course is **not** a full certification course
2. The certificate they are receiving only serves as verification of course completion
3. The student is **only** able to scuba dive under the direct supervision of a qualified AUSI Level I Instructor or higher
4. The course can be credited towards the AUSI Level I/II Scuba Diver course
5. The certificate is only valid for 30 days.

AUSI Level I Scuba Diver

(1) **AUSI Certification Forms** must be pre-purchased from AUSI Head Office.

(2) Before issuing the certificate ensure the following:

(a) All theory and practical elements have been completed,

(b) The *AUSI Level I Scuba Diver Training Record* is accurately completed by both student and instructor,

(c) Both student and instructor have signed the Certificate of Completion, and

(d) Student's dives are accurately logged in their personal logbook and counter signed by the instructor.

(3) When preparing the certificate:

(a) Ensure all required details are accurately completed, and

(b) Ensure the Instructor signs the certificate.

(4) Issue the wall certificate to the student.

(5) Return the completed Student Profile with the ***unissued*** certification card section of the sheet to AUSI Head Office by the 14th day of the next month.

NOTE: (1) Student Profiles can be returned via e-mail to certs@ausi.com.au, simply save the certification file with the file name "ausiXXXX".doc, where XXXX represents the Certification Number eg 0555.

(2) Instructors **must** emphasise to the student that:

1. The AUSI Level I Scuba Course is **not** a full certification course
2. The certificate they are receiving only serves as verification of course completion
3. The student is **only** able to scuba dive under the direct supervision of a qualified AUSI Level II Instructor or higher
4. The course can be credited towards the AUSI Level I/II Scuba Diver course
5. The certificate is only valid for 12 months.

Copyright © 2015 AUSI Pty Ltd ACN 062 887 969

AUSI Level II to VI Scuba Diver, Rescue Diver & Specialties

(1) **AUSI Certification Forms** must be pre-purchased from AUSI Head Office.

(2) Before issuing the certification card ensure the following:

(a) All theory and practical elements have been completed satisfactorily,
(b) The relevant AUSI Training Record is accurately completed by both student and instructor,
(c) Both student and instructor have signed the Certificate of Completion, and
(d) Student's dives are accurately logged in their personal logbook and counter signed by the instructor.

(3) When preparing the certification card:

(a) Ensure all required details are accurately completed,
(b) Affix a passport photograph of the student to the card,
(c) Ensure the Instructor signs the card, and
(d) If a dual certification is issued please fill in the details of the other certification in the "previous highest certification" section of the Student Profile on the certification card sheet.

(4) Before laminating the certification card, recheck all details.

(5) Issue laminated certification card and wall certificate to student.

(6) Return completed Student Profile to AUSI Head Office by the 14th day of the next month.

NOTE: (1) Student Profiles can be returned via e-mail to certs@ausi.com.au, simply save the certification file with the file name "ausiXXXX".doc, where XXXX represents the Certification Number eg 0555.
(2) AUSI Level II Junior Scuba Divers to upgrade to AUSI Level II Scuba Divers must meet to upgrade requirements as laid out in the AUSI Level II Scuba Diver Teaching Guidelines.

AUSI Level VI Professionals & Scuba Instructors

(1) All AUSI Level VI Professional and AUSI Scuba Instructor certifications are issued by AUSI Head Office upon receipt of the completed documentation and appropriate fee. See Professional Registration.

REFERRAL FOR INCOMPLETE TRAINING

(1) If a student fails to complete their training in a particular area because of travel arrangements then they may choose to take an AUSI Referral with them.

(2) There are two options:

(a) Pre-pay for their AUSI Certification Form, which will be forwarded to the next AUSI Training Facility upon request, in this case the next facility will issue the AUSI Certification, or
(b) Complete their training with the next AUSI Training Facility and go on-line to obtain their AUSI Certification.

(3) In either case, the student is to be given a completed *AUSI Open Water Trainee Referral Form* (Form 12).
This form can be photocopied from the AUSI Forms section of this manual, or downloaded from www.ausi.com.au.

Copyright © 2015 AUSI Pty Ltd ACN 062 887 969

TEMPORARY CARDS

(1) A temporary certification can be issued to students who do not provide a passport photograph or if a facility does not have access to a laminator.

(2) **AUSI Certification Forms** must be pre-purchased from AUSI Head Office.

(3) Before issuing the certification card ensure the following:

(c) All theory and practical elements have been completed satisfactorily,
(d) The relevant AUSI Training Record is accurately completed by both student and instructor,
(e) Both student and instructor have signed the Certificate of Completion, and
(f) Student's dives are accurately logged in their personal logbook and counter signed by the instructor.

(4) When preparing the certification card:

(a) Ensure all required details are accurately completed,
(b) Affix in place of a photograph, write the identification number and type eg Passport # G54632 and have the student sign the card,
(c) Ensure the Instructor signs the card, and
(d) If a dual certification is issued please fill in the details of the other certification in the "previous highest certification" section of the Student Profile on the certification card sheet.

(5) Before sealing the certification card, recheck all details.

(6) Issue sealed certification card and wall certificate to student as well as an *AUSI Replacement Certification Card Form* (Form 5).

(7) Return completed Student Profile to AUSI Head Office by the 14th day of the next month.
(8) To receive a permanent card the student must forward a passport photograph, a completed *AUSI Replacement Certification Card Form* (Form 5) and the appropriate fee to AUSI Head Office.
This form can be photocopied from the AUSI Forms section of this manual, or downloaded from www.ausi.com.au.

LOST OR DAMAGED CARDS

(1) Lost or damaged cards can be purchased on-line at www.ausi.com.au.

(2) AUSI Head Office will return the new plastic certification card direct to the AUSI Diver.

NOTE: If a certification card is damaged during the certification procedure issue the diver with another certification card and forward the damaged AUSI Certification Form to Head Office for **free** replacement.

AUSI PLASTIC CERTIFICATION CARDS

(1) Plastic certification cards are available to all AUSI Divers and must be applied for on-line at www.ausi.com.au. Plastic cards issued after 1st January 2015 must have the AUSI secure watermark on the front side.

(2) AUSI Head Office will return the new plastic certification card direct to the diver.

Copyright © 2015 AUSI Pty Ltd ACN 062 887 969

AUSI PROFESSIONAL CERTIFICATION CARDS

(1) Instructor professional cards are provided to all AUSI Professionals on initiation, cross-over or renewal. Plastic cards issued after 1st January 2015 must have the AUSI secure watermark on the front side.

The instructor number will be preceded by the year (eh. 15-xxxx).

(2) AUSI Head Office will return the new professional certification card direct to the professional.

AUSI CARDS FOR DIVERS CERTIFIED BY OTHER AGENCIES

(1) An AUSI Certification card can be issued to divers certified by other recognised agencies.
(2) **AUSI Certification Forms** must be pre-purchased from AUSI Head Office or can be applied for on-line at www.ausi.com.au or by using the *AUSI Replacement Certification Card Form* (Form 5).
This form can be photocopied from the AUSI Forms section of this manual, or downloaded from www.ausi.com.au.

(3) The AUSI card should be issued as an AUSI Scuba Diver with the diver's agency and certification number written in brackets after the words "AUSI Scuba Diver" eg AUSI Scuba Diver (Scuba Inc. #01032).

(4) When preparing the certification card:
- (a) Ensure all required details are accurately completed,
- (b) Affix a passport photograph of the student to the card,
- (c) Ensure the Instructor signs the card, and
- (d) Fill in the details of the certification in the "previous highest certification" section of the Student Profile on the certification card sheet.

(5) Before sealing the certification card, recheck all details.

(6) Issue sealed certification card and wall certificate.

(7) Return completed Student Profile to AUSI Head Office by the 14th day of the next month.

Copyright © 2015 AUSI Pty Ltd ACN 062 887 969

ACCIDENT REPORTING

(1) Any incident or accident requiring first aid or medical treatment, or a fatality, occurring during training must be reported immediately to the AUSI Facility owner.

(2) A completed *AUSI Accident Report Form* (Form 6), which can be photocopied from the AUSI Forms section of this manual or downloaded from www.ausi.com.au, shall then be forwarded to the following, within 24 hours:

(a) Insurance company, if insured, and
(b) AUSI Head Office.

NOTE: The police must be informed immediately if there is a fatality.

(3) Never admit liability or blame anyone else.

(4) If your client contacts you with a request to pay medical costs, lost wages or any other form of compensation, ask them to write a letter detailing their version of the accident and their claim and forward the letter to your lawyer for professional advice.

QUALITY CONTROL

(1) AUSI Facilities are to ensure that all of their instructors follow the AUSI Standards, AUSI Procedures and AUSI Teaching Guidelines as outlined in this manual. This includes using the correct materials and keeping the correct records as outlined in the relevant AUSI Teaching Guidelines.

(2) An annual request will be made to all AUSI Facilities to forward a random selection of AUSI Student Records to AUSI Head Office for verification of standards.

(3) AUSI Head Office will also periodically conduct random surveys of divers certified by AUSI Instructors.

COMPLAINTS

(1) Any complaints against an AUSI Instructor must be forwarded to AUSI Head Office by registered mail.

(2) All complaints will be reviewed by the AUSI Review Board within 30 days of AUSI Head Office receiving the written notification.

(3) If the complaint is upheld, the instructor will be suspended subject to a hearing, which will be held within 60 days of the complaint being received. A panel consisting of two independent AUSI Instructor Trainers or Examiners, one of who will chair the panel, and two independent persons, will conduct the hearing. The panel chair will forward the panel's recommendations to the AUSI Review Board within seven days of the panel hearing.

(4) The panel has the power to recommend cancellation the instructor's certification.

(5) AUSI Head Office reserves the right to request relevant AUSI Student Records to assist with hearing the complaint.

Copyright © 2015 AUSI Pty Ltd ACN 062 887 969

Copyright © 2015 AUSI Pty Ltd ACN 062 887 969

Section 3: AUSI Administration Forms

CONTENTS

Form 1 - AUSI MEDICAL HISTORY FORM (0708)

Form 2- AUSI TRAINING ORGANISATION REGISTRATION FORM (1008)

Form 3 - AUSI PROFESSIONAL ANNUAL RENEWAL FORM (0809)

Form 4 - AUSI PROFESSIONAL TRAINING PROGRAM APPLICATION FORM (0809)

Form 5 - AUSI REPLACEMENT CERTIFICATION CARD FORM (1005)

Form 6 - AUSI ACCIDENT REPORT FORM (1005)

Form 7 - AUSI CROSS OVER APPLICATION FORM (0809)

Form 8 - AUSI INTERNET REGISTRATION FORM (Obsolete, go to website)

Form 9 - AUSI SCUBA ADVENTURE PARTICIPATION PROFILE SUMMARY FORM (1005)

Form 10 - AUSI SNORKEL & SCUBA DIVING PARTICIPATION AGREEMENT (0209)

Form 11 - AUSI SNORKEL & SCUBA DIVING PARTICIPATION AGREEMENT – UNDER 18 (0209)

Form 12 - AUSI OPEN WATER TRAINEE REFERRAL FORM (0409)

Form 13 - AUSI PROFESSIONAL TRAINING APPLICATION FORM (0809)

Copyright © 2009 AUSI Pty Ltd ACN 062 887 969

..

Form 1 (0708) - AUSI MEDICAL HISTORY FORM

This form is used for the assessment of potential problems for persons wishing to partake in AUSI Snorkel or AUSI Scuba programs. In the interest of your safety it is important that you give true, full and complete answers to all questions. Your instructor may advise you to have a full diving medical before diving or may recommend that you do not dive at all.

IMPORTANT: Do you understand that incorrect or misleading information can lead to serious injury resulting in permanent damage or death? YES ☐ NO ☐

A. PERSONAL DETAILS

Name _____ Date of Birth ___/___/___

Address _____

Contact Email: _____ Mobile: _____ Phone: _____

Sex : Male ☐ Female ☐ Occupation _____

Where did you hear about this course? _____

B. GENERAL INFORMATION

	YES	NO	
1. Are you a non-swimmer?	☐	☐	
2. Have you ever had trouble in water?	☐	☐	Details _____
3. Have you scuba dived previously?	☐	☐	Details _____
4. Are you in good health?	☐	☐	Details _____
5. Are you on any medication?	☐	☐	Details _____
6. Operations within the last six months?	☐	☐	Details _____
7. Is there a family history of heart disease?	☐	☐	Details _____
8. Do you have any disease or disability	☐	☐	Details _____
9. Do you smoke?	☐	☐	

Pack Years (Should be < 10)

Cigarettes per day ☐ Multipliy by years of smoking ☐ Divide by 20 = ☐

	YES	NO
10. Have you consumed alcohol or any other drugs within the last 24 hours?	☐	☐
11. Will you be flying or going to altitudes above 300m within 24 hours after your last scuba dive?	☐	☐

Do you suffer from, or have you ever suffered any of the following?

12. Ear problems when flying or diving	☐	☐	16. Migraine or severe headache	☐	☐
13. Ruptured eardrum	☐	☐	17. Depression, claustrophobia or panic attacks	☐	☐
14. Chronic ear discharge or infection	☐	☐	18. Back problems	☐	☐
15. Sea sickness	☐	☐	19. Recompression for a diving related illness	☐	☐

C. MEDICAL HISTORY - Do you suffer from, or have you ever suffered any of the following?

	YES	NO		YES	NO
1. Ear surgery (other than drainage)	☐	☐	11. Pneumothorax (collapsed lung)	☐	☐
2. Persistent ringing noises or deafness	☐	☐	12. Persistent fainting or blackouts	☐	☐
3. Persistent loss of balance	☐	☐	13. Head injury requiring hospitalisation	☐	☐
4. Persistent allergies affecting nose/sinuses	☐	☐	14. Epilepsy or fits	☐	☐
5. Persistent cough or coughing blood	☐	☐	15. Any brain or spinal disorder	☐	☐
6. Recurrent chest/lung infections/problems	☐	☐	16. Diabetes	☐	☐
7. Abnormal chest pain	☐	☐	17. Heart disease	☐	☐
8. Chest surgery (heart or lung)	☐	☐	18. High blood pressure	☐	☐
9. Abnormal shortness of breath	☐	☐	19. Pulse irregularities	☐	☐
10. Asthma, wheezing or use of a puffer	☐	☐	20. Are you pregnant. or trying to be pregnant?	☐	☐

D. DECLARATION

I certify that the above information is true and complete to the best of my knowledge and I hereby authorize Dr _____ Phone # _____ to supply medical information relevant to this course regarding me to my instructor in my own personal interest.

Student's signature _____ Date ___/___/___

Instructor's signature _____ Instructor #: _____

Copyright © 2008 AUSI Pty Ltd ACN 062 887 969

..

Form 2 (1008) - AUSI TRAINING ORGANISATION REGISTRATION FORM

If a new AUSI Training Organisation, who referred you? **If renewing, AUSI Facility No:**

Facility Name:
Address
Suburb: **State:** **Postcode:**
Phone: **Mobile:** **Fax:**
E-mail: **Web Site:**
Owner's Name
Vessel Names:

Type of Facility:

Scuba Adventure Centre	
Scuba Training Centre	
Scuba Academy	
Snorkel Adventure Centre	
Snorkel Training Centre	
Snorkel Academy	

Professional Register: Chief Instructor first, please use a second form if you have more than ten instructors to register

Instructor's Name	E-mail	Mobile	AUSI No.	AUSI Level	Date of Medical	First Aid Cert No.	CPR Cert No.	Oxygen Cert No.	Other Agency

Owner's Declaration: I hereby declare that the information provided in this application is to the best of my knowledge true and correct and I agree to abide by AUSI Standards, AUSI Procedures and AUSI Teaching Guidelines when conducting AUSI Programs. I also understand that materials I can download from www.ausi.com.au are protected by international copyright laws and that downloaded materials can only be used for my own personal use unless I have received written authorisation from AUSI and I further acknowledge that I have read and agree to the terms and conditions as specified in the AUSI Open Licence agreement. I also understand that my personal or business information will not be passed on to any external third party by AUSI without my express permission. I further declare that to the best of my knowledge that no one named in this form is under any outstanding ethics or standards complaint with any other agency.

Owner's Signature: _____ **Date:** _____

Annual Renewal is required by 30 November each year.

Please return completed form to by 30 September and a renewal invoice, if applicable, will be forwarded for payment by 30 November: **AUSI 73 Silverdale Road, Eaglemont, Victoria 3084 AUSTRALIA or E-mail: info@ausi.com.au**

..

Form 3 (0809) - AUSI Professional Annual Renewal Form

Name: _____ **AUSI Number:**

Address: _____

_____ **Postcode:** _____

Phone: _____ **Mobile:** _____

E-mail: _____ **Facsimile:** _____

Facility: _____ **Facility Phone:** _____

Renewal for:

Snorkel Swimming Instructor*	☐		
Snorkel Guide*	☐	Level	☐
Snorkel Diver Instructor**	☐	Level	☐
Snorkel Diver Instructor Trainer**	☐	Level	☐
Level VI Professional*	☐		
Scuba Assistant Instructor*	☐		
Level I Scuba Instructor *	☐		
Level II-VI Scuba Instructor**	☐	Level	☐
Scuba Instructor Trainer (LVII)**	☐		
Scuba Instructor Examiner (LVIII)**	☐		

Current highest other diving certification:

Agency: _____

Level: _____

Number: _____

Date: _____

Scuba Instructor Level Upgrade:

Previous Level: ☐ New Level: ☐

Date of Upgrade: _____

Verified by: _____

AUSI No.: _____

Signature: _____

The following MUST accompany this renewal form: (*Scanned documents can be sent by e-mail*)

Appropriate fee (see below) – cheque made to AUSI or credit card or Pay Pal via web site	☐
Two passport photographs **OR** one electronic passport photograph to: info@ausi.com.au	☐
Copy of current medical (Australian Scuba Professionals require AS/NZ 2299.1)	☐
Copy of current work place first aid or approved equivalent	☐
Copy of current CPR or approved equivalent	☐
Copy of current oxygen provider or approved equivalent **OR**	☐
Current oxygen provider instructor or approved equivalent for Level V Scuba and higher	☐
Other relevant current teaching, instructing or coaching qualifications	☐

Annual Snorkel Endorsement: **Certification Duck Dive** (Max. comfortable depth): ☐ m/ft

Assessed by: **Instructor No.** **Date :**

AUSI Annual Renewal Fees:	**AUD**	
***Non-certifying Professionals:**	$55	☐
****Certifying Instructors:**	$110	☐
Instructor Upgrade Card Fee:	$15	☐

Note:
If Annual Renewal is received by 30 November, certifying instructors will have their fee rebated with eight AUSI Certification Forms.
If Annual Renewal is not received by 31 December, AUSI status will be downgraded to inactive.

Credit Card Payment Type of Card: Visa ☐ MasterCard ☐ Bankcard ☐

Amount authorised _____ Card Number ☐☐☐☐☐☐☐☐☐☐☐☐☐☐☐☐

Card Holder _____ Signature _____ Exp. Date ___ / ___

Applicant's Declaration: I hereby declare that the information provided in this application is to the best of my knowledge true and correct and I agree to abide by AUSI Standards, AUSI Procedures and AUSI Teaching Guidelines when conducting AUSI Programs and I understand that materials I can download from www.ausi.com.au are protected by international copyright laws and that downloaded materials can only be used for my own personal use unless I have received written authorisation from AUSI Pty Ltd. I further acknowledge that I have read and agree to the terms and conditions as specified in the AUSI Open Licence agreement. I also understand that my personal information will not be passed on to any third party by AUSI without my express permission. I further declare that to the best of my knowledge I am not under any outstanding ethics complaint.

Applicant's signature: _____ Date: _____

Return completed form with relevant documentation and payment to:

73 Silverdale Road, Eaglemont, Victoria 3084 AUSTRALIA
E-mail: info@ausi.com.au

..

Form 4 (0809) - AUSI PROFESSIONAL TRAINING PROGRAM APPLICATION FORM

Facility Name: _____

Address: _____

_____ **Postcode:** _____

Telephone: **Business:** _____ **Mobile:** _____

Facsimile: _____ **Private:** _____

E-mail: _____

Name of proposed Course Director: _____ **AUSI No.** _____

Names of proposed Staff Instructors: _____ **AUSI No** _____

_____ **AUSI No** _____

_____ **AUSI No** _____

_____ **AUSI No** _____

Type of Program:

AUSI Snorkel Swimmer Instructor	
AUSI Snorkel Guide	
AUSI Snorkel Diver Instructor	
AUSI Level I Scuba Instructor	
AUSI Level II Scuba Instructor	

Proposed format of program: Full time/Part time

Proposed number of candidates:

If an independent AUSI Examiner is required, proposed examination dates:

NOTE: *All candidates must pre-register with AUSI Head Office and pay appropriate fee prior to commencing course. Please use* ***Form 13 AUSI Professional Training Application Form (0809)***

Proposed location of program: _____

Other relevant information including proposed assistants:

_____

_____

_____

_____

_____

_____

To the best of my knowledge the above information is true and correct and I agree that my Facility will always abide by AUSI Standards, AUSI Procedures and AUSI Teaching Guidelines when conducting AUSI Programs.

Signed: _____ **Name:** _____

Date: _____

Photocopy for your records and forward completed form to AUSI Head Office at least 60 days prior to the commencement date of the program.

73 Silverdale Road, Eaglemont, Victoria 3084 AUSTRALIA E-mail: info@ausi.com.au

..

Form 5 (1005) - AUSI REPLACEMENT CERTIFICATION CARD FORM

REPLACEMENT AUSI CARD:

Name of Diver _____

Level of Certification _____ **Certification #** _____

Certifying Instructor _____ **Instructor #** _____

Name of Facility _____ **Facility #** _____

Please include the following:

- ☐ Two passport photographs
- ☐ Old Card, if possible
- ☐ Fee (AUD$27.50)

NOTIFIY OF ANY CHANGE OF ADDRESS

NEW AUSI CARD FOR DIVERS CERTIFIED BY OTHER AGENCIES:

Name of Diver _____ **Agency** _____

Level of Certification _____ **Certification #** _____

Certifying Instructor _____ **Instructor #** _____

Name of Facility _____

Please include the following:

- ☐ Two passport photographs
- ☐ Photocopy of certification
- ☐ Fee (AUD$27.50)

PERSONAL DETAILS: Mailing Address, Contact Number & E-mail

Credit Card Payment For credit card payment fill in details below or send cheque or money order made out to AUSI.

Type of card Visa / MasterCard / Bankcard

Amount authorised _____ Card Number | | | | | | | | | | | | | | | | |

Card Holder _____ Signature _____ Exp. Date ___ / ___

Please complete above information, photocopy for your records and forward with relevant documentation, passport photographs and payment to AUSI HEAD OFFICE:

73 Silverdale Road,
Eaglemont,
Victoria
3084
AUSTRALIA
E-mail: info@ausi.com.au

FACILITY NOTE: If card is damaged during certification process simply return damaged card and wall certificate to AUSI Head Office for FREE replacement. Otherwise complete form and return to Head Office with card (if applicable), passport photograph & appropriate fee.

..

Form 6 (1005) - AUSI ACCIDENT REPORT FORM

VICTIM DETAILS:

Name _____

Address _____

_____ **Postcode** _____

Telephone **Home** _____ **Work** _____

Details of previous training: Highest level of certification _____

Agency _____ Cert. No. _____ Certifying Instructor _____

INSTRUCTOR DETAILS:

Name of instructor in charge _____ **AUSI #** _____

Other instructors & their qualifications:

Name _____ **Qualifications** _____

_____ _____

_____ _____

ACCIDENT DETAILS:

Was victim a student under training? Yes / No. If yes, what level? _____

Date of event _____ **Time of Event** _____

Location of event _____

Name of dive site _____

Type of dive _____ **Depth** _____ **Dive Time** _____

Visibility _____ **Current** _____ **Sea conditions** _____

Type of injury _____

How event occurred _____

_____

_____

_____

_____

First aid rendered _____

_____

_____

_____

Name of any treating doctor or hospital _____

Contact number _____

Who else has been informed of accident? _____

_____

_____

Use extra sheets if necessary, photocopy for your records and return to AUSI Head Office within seven days.

73 Silverdale Road, Eaglemont,
Victoria 3084 AUSTRALIA
E-mail: info@ausi.com.au

..

Form 7 (0809) - AUSI CROSS-OVER APPLICATION FORM

Name: _____ **Referred by:**

Address: _____

_____ **Postcode:** _____

Phone: _____ **Mobile:** _____

E-mail: _____ **Facsimile:** _____

Facility: _____ **Facility Phone:** _____

Qualification applied for:

Snorkel Swimming Instructor*	☐		
Snorkel Guide*	☐	Level	☐
Snorkel Diver Instructor**	☐	Level	☐
Snorkel Diver Instructor Trainer**	☐	Level	☐
Level VI Professional*	☐		
Scuba Assistant Instructor*	☐		
Level I Scuba Instructor *	☐		
Level II-VI Scuba Instructor**	☐	Level	☐
Scuba Instructor Trainer (LVII)**	☐		
Scuba Instructor Examiner (LVIII)**	☐		

Current highest diving certification:

Agency _____

Level _____

Number _____

Date _____

Number of certifications issued:

Open Water	☐	**Other relevant experience:**
Advanced	☐	
Deep	☐	
Rescue	☐	
Dive Master	☐	

The following MUST accompany this application form: (*Scanned documents can be sent by e-mail*)

Appropriate fee (see below) – cheque made to AUSI or credit card or Pay Pal via web site	☐
Two passport photographs **OR** one electronic passport photograph to: info@ausi.com.au	☐
Copy of current professional certification	☐
Copy of current medical (Australian Scuba Professionals require AS/NZ 2299.1)	☐
Copy of current work place first aid or approved equivalent	☐
Copy of current CPR or approved equivalent	☐
Copy of current oxygen provider or approved equivalent **OR**	☐
Current oxygen provider instructor or approved equivalent for Level V Scuba and higher	☐
Other relevant current teaching, instructing or coaching qualifications	☐

Snorkel endorsement: (Optional for scuba) **Certification Duck Dive** (Max. comfortable depth): _____ m/ft

Assessed by: **Instructor No.** **Date :**

AUSI Cross-Over Fees:	**AUD**	☐
***Non-certifying Professionals:**	$55	☐
****Certifying Instructors:**	$110	☐

Note: *Fee includes electronic files ie Course Notes, Workbook and Standards & Procedures Exam and upon completion AUSI Certification Card and AUSI Membership to end of current year. Certifying instructors will also have their fee rebated with eight AUSI Certification Forms. Please refer to current AUSI Price List for hard copy orders.*

Credit Card Payment Type of Card: Visa ☐ MasterCard ☐ Bankcard ☐

Amount authorised _____ Card Number ☐☐☐☐☐☐☐☐☐☐☐☐☐☐☐☐

Card Holder _____ Signature _____ Exp. Date ___ / ___

Applicant's Declaration: I hereby declare that the information provided in this application is to the best of my knowledge true and correct and I agree to abide by AUSI Standards, AUSI Procedures and AUSI Teaching Guidelines when conducting AUSI Programs and I understand that materials I can download from www.ausi.com.au are protected by international copyright laws and that downloaded materials can only be used for my own personal use unless I have received written authorisation from AUSI Pty Ltd. I further acknowledge that I have read and agree to the terms and conditions as specified in the AUSI Open Licence agreement. I also understand that my personal information will not be passed on to any third party by AUSI without my express permission. I further declare that to the best of my knowledge I am not under any outstanding ethics complaint.

Applicant's signature: _____ Date: _____

Return completed form with relevant documentation and payment to:

A73 Silverdale Road, Eaglemont, Victoria 3084 AUSTRALIA
E-mail: info@ausi.com.au

..

FORM 9 (1005) AUSI SCUBA ADVENTURE PARTICIPANT PROFILE SUMMARY FORM

This form is **ONLY** to be used by approved AUSI Facilities who are authorised to issue their own Certificates of Participation.

Dive Facility: _____

PARTICIPANT'S DETAILS:							**INSTRUCTOR DETAILS:**	
Surname	**Other Names**	**State or Country of Origin**	**Sex (M/F)**	**Year of Birth**	**Date of Course**	**Cert. No.**	**Name**	**AUSI No.**
1.								
2.								
3.								
4.								
5.								
6.								
7.								
8.								
9.								
10.								
11.								
12.								
13.								
14.								
15.								
16.								
17.								
18.								
19.								
20.								
21.								
22.								
23.								
24.								
25.								

Please return form to AUSI Head Office by the 14th day of the following month –**73 Silverdale Road, Eaglemont, Victoria 3084 AUSTRALIA**

..

F10/0209 -AUSI Snorkel & Scuba Diving Participation Agreement (1/2)

This is an important document that affects your legal rights and should be read carefully and the terms understood before signing.

THIS AGREEMENT IS BETWEEN

_____ ***(ACN _____)*** of _____ in the State of _____

AND its diving instructors, employees and agents (Hereinafter referred to as "the Dive School")

AND

_____

(NAME OF PARTICIPANT)

of _____ in the State of _____

(ADDRESS)

(Hereinafter referred to as "the Participant")

FOR ALL IN-WATER DIVING ACTIVITIES including Snorkel Swimming, Snorkel Diving, Resort Scuba Diving and Certified Scuba Diving (Hereinafter referred to as "the Activity")

WHERE:

When Snorkelling, the Participant agrees to obey the Dive Master's directions and to always snorkel with a "buddy".

When taking part in a "Resort Dive", the Participant acknowledges that the Activity is a non-certification course providing only limited theoretical and practical training and experiences sufficient to enable the Participant to participate in introductory recreational scuba dives to a maximum depth of six metres (20ft) whilst under the direct supervision of a scuba instructor. The Participant also acknowledges that without further training he/she should not undertake any further dives without the supervision of a qualified scuba instructor.

When Certified Scuba Diving, the Participant agrees to obey the Dive Master's directions and to dive within the limits of his/her scuba certification as specified below.

Certifying Agency:	_____	Level of Certification:	_____
Certification Number:	_____	Date of Certification:	_____
Name of Instructor:	_____	Name of Facility:	_____
Date of Last Dive:	_____	Total Number of Dives:	_____

WARNING - RISKS OF SNORKELLING AND SCUBA DIVING

BY SIGNING THIS DOCUMENT YOU EXPRESSLY ASSUME ALL THE RISKS, HAZARDS AND DANGERS ASSOCIATED WITH SNORKELLING AND SCUBA DIVING.

The Dive School hereby provides the Participant with notice to warn him/her of the inherent risks, hazards and dangers of recreational snorkelling and/or scuba diving: ***(Initial each box if understood)***

1. The underwater environment is alien to human beings and as a consequence snorkel and scuba diving are risk inherent adventure activities which expose participants to the risk of serious injury or death. ☐
2. Many of the physiological effects on the human body due to the underwater environment and the pressure changes experienced whilst scuba diving are not properly understood. ☐
3. The long-term effects of scuba diving on the human body are generally either not known or not properly understood and there may be adverse health effects on the human body resulting from scuba diving which are presently unknown or not fully known. ☐
4. No decompression table or diving computer is completely safe and despite observance of safe diving practices, including diving within the tables or in accordance with the dive computer calculations, there is an inherent risk of developing decompression illness. ☐
5. Communication under water is limited to hand signals and, as a consequence of reduced visibility or separation, communication between the instructor and the Participant may be difficult or not possible. ☐
6. Snorkel and scuba diving can involve strenuous physical exertion under certain conditions which may include swimming underwater or on the surface against a current or tidal stream, in rough seas over long distances. ☐
7. The taking of various medications or drugs may have adverse health effects resulting from pressure changes associated with scuba diving. These are or may be unknown and medical advice should be obtained from an appropriately qualified diving doctor. ☐

The Participant expressly acknowledges he/she understands that recreational snorkel and scuba diving involves risk, hazards and dangers which could result in serious injury or death. The Participant nevertheless wishes to participate in the Activity and willingly accepts and expressly assumes all such risks, hazards and dangers.

SCUBA ADVENTURE LESSON REVIEW - ANSWER SHEET

(1)	A	B	C	D	[ ]
(2)	A	B	C	D	[ ]
(3)	A	B	C	D	[ ]
(4)	A	B	C	D	[ ]
(5)	A	B	C	D	[ ]
(6)	A	B	C	D	[ ]

I declare I have discussed my incorrect answers with my instructor and I now acknowledge my understanding in those areas.

Participant's Signature:

_____

Date:

Copyright © 2009 AUSI Pty Ltd ACN 062 887 969

F10/0209 -AUSI Snorkel & Scuba Diving Participation Agreement (2/2)

Medical Declaration for Scuba Diving

Name: _____ **Date of Birth:** _____ **Sex:** _____

Have you suffered, do you now suffer from, any of the following -

	Yes	No		Yes	No
Asthma or wheezing			Fainting, seizures or blackouts		
Brain, spinal cord or nervous disorder			Heart disease of any kind		
Chest surgery			Recurrent ear problems when flying		
Chronic bronchitis or persistent chest complaint			Tuberculosis or other long-term lung disease		
Chronic sinus condition			Breathlessness		
Collapsed lung (pneumothorax)			Chronic ear discharge or infection		
Diabetes mellitus (sugar diabetes)			High blood pressure		
Ear surgery			Perforated ear drum		
Epilepsy			Decompression Illness		
Other illness or operation within the last month including tooth extraction					
Are you pregnant or planning to become pregnant (females only)?					
Are you currently taking medicine or drug (excluding oral contraceptives)?					
Are you a non-swimmer or ever had trouble in the water?					
Have you ingested alcohol within the 8 hours prior to diving					
If you smoke, multiply the number of cigarettes per day by the number of years of smoking and divide by 20					
Do you understand that concealment of any condition incompatible with safe diving might put your life or health at risk?					

Participant's Statement: I certify that the above information is true and complete to the best of my knowledge.

[Name of Participant] ……..…….. Participant's Signature: …….

Liability Release and Indemnity Agreement

The Participant, in consideration of the Dive School agreeing to accept his/her participation in the Activity, agree to release the Dive School from all loss, damage, claims, demands, suits, actions or proceedings of any kind directly or indirectly arising out of or resulting from an accident or happening, equipment failure, latent conditions, damage, death, injury or loss arising or occurring to or suffering by him/her during or after the Activity or during any subsequent snorkel or scuba diving activity or related activity whether or not the same shall have been caused by, or contributed to in whole or in part to the negligence of or breach of contract by the Dive School.

The Participant expressly acknowledges that he/she is in good health and is not aware of any medical or health reason why he/she should not participate in scuba or snorkel diving and he/she has fully and truthfully disclosed to the Dive School and any doctor examining him/her for the purpose of determining his/her fitness to dive:-

(i) any medical or health condition suffered by or affecting him/her of which he/she is aware;

(ii) all medications or drugs which he/she is taking or takes from time to time;

The Participant expressly acknowledges that he/she has read and understood this agreement, and specifically the waiver of legal rights and notice warning of some of the risks inherent in the activities of snorkel and scuba diving, and agrees to be bound by them.

This agreement does not purport to or have the effect of excluding, restricting or modifying the application of any of the provisions of the *Fair Trading Act* or the *Trade Practices Act* or the exercise of a right conferred by any such provision or any liability for a breach of condition or warranty implied by such provision.

SIGNED for and on behalf of

_____ ……

[Business Name] [Instructor to Sign]

SEALED AND DELIVERED on the ……..……. day of ……..…….. (Month) …….. (Year) by the said

[Name of Participant] ……..…….. Participant's Signature: …….

in the presence of

[Name of Witness] ……..…..... Witness's Signature: …….

IF THE PARTICIPANT IS UNDER THE AGE OF 18 YEARS THIS AGREEMENT IS TO BE READ CAREFULLY AND THEN SIGNED BY THE PARTICIPANT'S PARENTS OR LEGAL GUARDIAN WHERE INDICATED ON AUSI FORM 11 (02/09).

Copyright © 2009 AUSI Pty Ltd ACN 062 887 969

F11/0209 -AUSI Snorkel & Scuba Diving Participation Agreement (Under 18)

This form must be used for all Participants under the age of 18 years and must be attached to a completed AUSI Form 10 (0201).

Liability Release and Indemnity Agreement for Participants under the age of 18 years.

Child One

In consideration of the Participant being permitted to undertake the Activity I, _____, being at least eighteen years of age and the parent or legal guardian of the Participant, on behalf of myself and the Participant, agree to be bound by the terms and conditions of this agreement. I hereby acknowledge that I have read and understood this agreement, in particular, the Statement of Limitations, Notice of Warning of some of the risks inherent in the activities of snorkel and scuba diving and the Liability Release and Indemnity Agreement and hereby give my consent to the Participant participating in the Activity with full knowledge of the inherent risks involved.

I expressly acknowledge that the Participant is in good health and that I am not aware of any medical or health reason why he/she should not participate in scuba or snorkel diving and that I have fully and truthfully disclosed to the Dive School and any doctor examining him/her for the purpose of determining his/her fitness to dive:-

(i) any medical or health condition suffered by or affecting him/her of which he/she is aware;

(ii) all medications or drugs which he/she is taking or takes from time to time;

SIGNED SEALED AND DELIVERED on the ……..…day of …….. (Month) …….. (Year) by the said

[Name of Father/Mother/Legal Guardian] ……..… Signature: …….

in the presence of

[Name of Witness] …….…..... Witness's Signature: …….

Child Two

In consideration of the Participant being permitted to undertake the Activity I, _____, being at least eighteen years of age and the parent or legal guardian of the Participant, on behalf of myself and the Participant, agree to be bound by the terms and conditions of this agreement. I hereby acknowledge that I have read and understood this agreement, in particular, the Statement of Limitations, Notice of Warning of some of the risks inherent in the activities of snorkel and scuba diving and the Liability Release and Indemnity Agreement and hereby give my consent to the Participant participating in the Activity with full knowledge of the inherent risks involved.

I expressly acknowledge that the Participant is in good health and that I am not aware of any medical or health reason why he/she should not participate in scuba or snorkel diving and that I have fully and truthfully disclosed to the Dive School and any doctor examining him/her for the purpose of determining his/her fitness to dive:-

(iii) any medical or health condition suffered by or affecting him/her of which he/she is aware;

(iv) all medications or drugs which he/she is taking or takes from time to time;

SIGNED SEALED AND DELIVERED on the ……..…day of …….. (Month) …….. (Year) by the said

[Name of Father/Mother/Legal Guardian] ……..… Signature: …….

in the presence of

[Name of Witness] …….…..... Witness's Signature: …….

Child Three

In consideration of the Participant being permitted to undertake the Activity I, _____, being at least eighteen years of age and the parent or legal guardian of the Participant, on behalf of myself and the Participant, agree to be bound by the terms and conditions of this agreement. I hereby acknowledge that I have read and understood this agreement, in particular, the Statement of Limitations, Notice of Warning of some of the risks inherent in the activities of snorkel and scuba diving and the Liability Release and Indemnity Agreement and hereby give my consent to the Participant participating in the Activity with full knowledge of the inherent risks involved.

I expressly acknowledge that the Participant is in good health and that I am not aware of any medical or health reason why he/she should not participate in scuba or snorkel diving and that I have fully and truthfully disclosed to the Dive School and any doctor examining him/her for the purpose of determining his/her fitness to dive:-

(v) any medical or health condition suffered by or affecting him/her of which he/she is aware;

(vi) all medications or drugs which he/she is taking or takes from time to time;

SIGNED SEALED AND DELIVERED on the ……..…day of …….. (Month) …….. (Year) by the said

[Name of Father/Mother/Legal Guardian] ……..… Signature: …….

in the presence of

[Name of Witness] …….…..... Witness's Signature: …….

Copyright © 2009 AUSI Pty Ltd ACN 062 887 969

..

Form 12 (0409) - AUSI OPEN WATER TRAINEE REFERRAL FORM

STUDENT DETAILS: ***Note:*** *Referral is only valid for 30 days.*

Name _____ **Sex** [ ]

Address _____ **Date of birth** _____

_____ **Postcode** _____

E-mail _____ **Mobile** _____

Emergency contact _____ **Phone** _____

Completed training as indicated (see attached copies of documentation)

Module:	**Y/N**	**Module:**	**Y/N**
Medical		Participation Agreement	
Theory Module One		Prerequisites	
Theory Module Two		Practical Module One	
Theory Module Three		Practical Module Two	
Theory Module Four		Practical Module Three	
Theory Test		Practical Module Four	

Referring AUSI Facility is to attach copies of the relevant documentation to this form.

REFERRING AUSI FACILITY DETAILS: ***Note:*** *Referral is only valid for 30 days.*

Name _____ **Date** _____

Address _____

_____ **Postcode** _____

E-mail _____ **Phone** _____

Instructor _____ **Mobile** _____

Signature _____ **AUSI Instructor No** _____

AUSI OPEN WATER CERTIFICATION REQUIREMENTS TO BE COMPLETED:

Logged a minimum of five satisfactory ocean dives	[ ]
Total ocean bottom time of at least 120 minutes	[ ]
Logged two ocean dives to at least 9m (30ft)	[ ]
Logged one ocean dive to between 15-18m (50-60ft)	[ ]
Satisfactorily completed ocean skills	[ ]

Options for Completion:
Option One – AUSI Certification, see below.
Option Two – Issue your own agency certification by applying your agency's standards & procedures but allowing credit for the training already completed.
Note: Minimum required depth is 5m (15').

COMPLETING INSTRUCTOR DETAILS: ***Note:*** *Referral is only valid for 30 days.*

Name _____ **Agency** _____

Address _____ **Instructor No** _____

_____ **Postcode** _____

E-mail _____ **Mobile** _____

Signature _____ **Date** _____

For AUSI Certification:
1. E-mail a request for AUSI Level II Scuba Diver Teaching Guidelines to referral@ausi.com.au
2. Complete open water requirements as per the relevant AUSI Teaching Guidelines
3. Complete Student's Record of Training including the AUSI Level II Scuba Diver Statement of Completion
4. Have Student log their dives in their logbook
5. Forward completed AUSI Record of Training, AUSI Open Water Trainee Referral Form and two passport photos to the Referring AUSI Facility.

Further Information: info@ausi.com.au **or** **www.ausi.com.au**

Copyright © AUSI Pty Ltd (ACN 062 887 969) March 2009

..

Form 13 (0809) - AUSI Professional Training Application Form

Name: _____ **Referred by:**

Address: _____

_____ **Postcode:** _____

Phone: _____ **Mobile:** _____

E-mail: _____ **Facsimile:** _____

Facility: _____ **Facility Phone:** _____

Course applied for:

Snorkel Swimming Instructor ☐
Snorkel Guide ☐
Snorkel Diver Instructor ☐
Scuba Instructor ☐ Level ☐

To be conducted by: _____

Date: _____

Current highest diving certification:

Agency _____
Level _____
Number _____
Date _____

Number of non-instructional scuba dives:

Total: ☐
Night: ☐
Deep: ☐ 30-40m (100-133')
Drift: ☐

The following MUST accompany this application form: (*Scanned documents can be sent by e-mail*)

Appropriate fee (see below – cheque made out to AUSI or credit card) ☐
Two passport photographs **OR** one electronic passport photograph to: info@ausi.com.au ☐
Copy of current highest diving certification ☐
Copy of current medical (Australian Scuba Professionals require AS/NZ 2299.1) ☐
Copy of current work place first aid or approved equivalent ☐
Copy of current CPR or approved equivalent ☐
Copy of current oxygen provider or approved equivalent ☐
Other relevant teaching, instructing or coaching qualifications ☐

AUSI Fees:	**AUD**		**Includes AUSI Membership to end of current year plus:**
Snorkel Swimming Instructor	$55	☐	Course Notes & Workbook
Snorkel Guide	$55	☐	Course Notes & Workbook
Snorkel Diver Instructor	$110	☐	Course Notes, Workbook & Training Record
Scuba Instructor	$880	☐	Course Notes, Workbook, Training Record & Examination

Credit Card Payment Type of Card: Visa ☐ MasterCard ☐ Bankcard ☐

Amount authorised _____ Card Number ☐☐☐☐☐☐☐☐☐☐☐☐☐☐☐☐

Card Holder _____ Signature _____ Exp. Date ___ / ___

Applicant's Declaration: I hereby declare that the information provided in this application is to the best of my knowledge true and correct and I agree to abide by AUSI Standards, AUSI Procedures and AUSI Teaching Guidelines when conducting AUSI Programs and I understand that materials I can download from www.ausi.com.au are protected by international copyright laws and that downloaded materials can only be used for my own personal use unless I have received written authorisation from AUSI Pty Ltd. I further acknowledge that I have read and agree to the terms and conditions as specified in the AUSI Open Licence agreement. I also understand that my personal information will not be passed on to any third party by AUSI without my express permission. I further declare that to the best of my knowledge I am not under any outstanding ethics complaint.

Applicant's signature: _____ Date: _____

Return completed form with relevant documentation and payment to:

73 Silverdale Road, Eaglemont, Victoria 3084 AUSTRALIA
E-mail: info@ausi.com.au

..

Section 4: AUSI Snorkelling

CONTENTS

Part 4A: AUSI Snorkelling Standards

Part 4B: AUSI Snorkel Teaching Guidelines

Copyright © 2009 AUSI Pty Ltd ACN 062 887 969

Copyright © 2009 AUSI Pty Ltd ACN 062 887 969

Section 4A: AUSI Snorkelling Standards

Record of change: This version is **August 2009 (0809)** and replaces May 2006 (0506)
May 2006 (0506) replaced October 2005 (1005)

CONTENTS

AUSI Snorkel Swimming 1

AUSI Snorkel Diver 2

AUSI Snorkel Specialties 3

AUSI Snorkel Swimming Instructor 4

AUSI Snorkel Guide 5

AUSI Snorkel Diver Instructor 7

AUSI Snorkel Diver Instructor Trainer 9

AUSI Snorkel Professional Orientation Programs 10

AUSI Free Diver Instructor 11

Copyright © 2009 AUSI Pty Ltd ACN 062 887 969

Copyright © 2009 AUSI Pty Ltd ACN 062 887 969

AUSI Snorkel Swimming (Introduction to Snorkelling)	
Date of implementation:	***1 August 2009***; supersedes May 2006.
International equivalent:	No equivalent.
Referenced standards:	No referenced standard.
Objective:	The AUSI Snorkel Swimming program is designed to introduce participants to the basics of safe snorkelling in buddy pairs while maintaining positive buoyancy.
Taught by:	a. AUSI Snorkel Swimming Instructor or higher, b. AUSI Scuba Assistant or higher, or c. Approved equivalent.
Prerequisites:	a. Be at least eight years of age, and b. Be medically fit to snorkel swim, use the AUSI Medical History Form or an approved equivalent (see notes).
Course content:	**Theory:** One formal brief including: *Selection and use of mask, snorkel & fins; Maintaining positive buoyancy; Personal Flotation Devices (PFD's), if applicable; The buddy system; Hand signals; Relevant potentially dangerous marine life & other marine hazards; Equalising ears; Dangers of sudden unconsciousness, epilepsy, asthma, hyperventilation, cold and exposure.* **Practical:** One formal session including: *Preparation and fitting mask, snorkel, fins, exposure suit & PFD; Breathing techniques; Snorkel clearing; Finning techniques; Equalising ears; Relevant entry & exit procedures.* **Ocean:** Participants must, at all times: a. Be supervised by an AUSI Snorkel Guide or higher acting as a lookout/rescue diver, b. Stay within the Safe Snorkel Area (see note), c. Remain in buddy pairs, and d. Be positively buoyant.
Teaching Ratios:	**Briefing:** 24:1. **Practical:** 16:1 or 24:1 with an AUSI Assistant Snorkel Swimming Instructor. **Ocean**: 20:1 in ideal conditions.
Certification requirements:	Whilst there is no formal qualification for this course a certificate of participation can be awarded.
Validity of training:	There are no renewal requirements.

Notes:

1. Anyone at risk of an asthma attack ie asthmatics that carry their medication, sudden unconsciousness, seizures or fitting, and cardiac disease must be advised of the risk and can only participate if directly supervised, one to one, by an AUSI Assistant Snorkel Swimming Instructor or higher. Due consideration should also be given to elderly participants.
2. Safe Snorkel Area is a marked out area no larger than 1000 square metres.
3. When conducting programs for schools, instructors must check relevant Education Department guidelines and follow the of the more conservative guidelines.

Copyright © AUSI Pty Ltd (ACN 062 887 969) August 2009

<table>
<tr><th colspan="4">AUSI Snorkel Diver</th></tr>
<tr><td>Date of implementation:</td><td colspan="3">1 August 2009; supersedes May 2006.</td></tr>
<tr><td>International equivalent:</td><td colspan="3">No equivalent.</td></tr>
<tr><td>Referenced standards:</td><td colspan="3">National Qualifications Framework - SROSNK001A.</td></tr>
<tr><td>Certification:</td><td colspan="3">Trained to snorkel dive with a similarly qualified and experienced snorkel diver in open water with direct access to the surface during daylight hours, without the direct supervision of a guide or instructor.</td></tr>
<tr><td>Taught by:</td><td colspan="3">a. AUSI Snorkel Diver Instructor or higher,
b. Endorsed AUSI Level II Scuba Instructor or higher, or
c. Approved equivalent.</td></tr>
<tr><td>Prerequisites:</td><td colspan="3">a. Be at least 10 years of age (see note),
b. Be certified medically fit to snorkel dive by a medical practitioner, and
c. Be able to swim 200 metres (220yds) unaided in no more than five minutes and then immediately stay afloat for at least 10 minutes.</td></tr>
<tr><td>Course content:
For details refer to AUSI Snorkel Diver Teaching Guidelines.</td><td colspan="3">Theory: Three formal sessions.
Practical: One formal session.
Ocean: Four ocean modules.</td></tr>
<tr><td rowspan="2">Teaching Ratios:</td><td>Classroom</td><td>Pool</td><td>Ocean</td></tr>
<tr><td>24:1</td><td>16:1</td><td>8:1</td></tr>
<tr><td>Certification requirements:</td><td colspan="3">a. Be at least 14 years of age (see note),
b. Pass the AUSI Snorkel Diver Theory Knowledge Test,
c. Satisfactory completion of ocean modules,
d. Satisfactory skills assessment, and
e. Completion of all relevant documentation as per the AUSI Snorkel Diver Teaching Guidelines.</td></tr>
<tr><td>Snorkel Diver Upgrades:</td><td colspan="3">An AUSI Snorkel Diver can upgrade their level of certification at any time by undergoing a breath-hold certification dive, which shall be assessed by a higher level AUSI Snorkel Diver Instructor or endorsed AUSI Scuba Instructor.</td></tr>
<tr><td>Renewal requirements:</td><td colspan="3">There are no renewal requirements.</td></tr>
<tr><td colspan="4">Notes:
1. If the candidate is under 14 years of age then they will be certified as an AUSI Junior Snorkel Diver where an AUSI Junior Snorkel Diver must dive with a qualified parent or guardian or an AUSI Snorkel Guide or higher or approved equivalent.
2. AUSI Snorkel Divers are certified according to the following:
a. Level 1 – demonstrated ability to comfortably duck dive to 3 metres (10ft)
b. Level 2 - demonstrated ability to comfortably duck dive to 6 metres (20ft)
c. Level 3 - demonstrated ability to comfortably duck dive to 9 metres (30ft).
3. The AUSI Snorkel Diver course meets the requirements of National Qualifications Framework - SROSNK001A.
4. When conducting programs for schools, instructors must check relevant Education Department guidelines and follow the of the more conservative guidelines.</td></tr>
</table>

Copyright © AUSI Pty Ltd (ACN 062 887 969) August 2009

AUSI SNORKEL SPECIALTY COURSES

Qualifications:

The current AUSI Snorkel Specialty Courses are:

Free Diving ie snorkelling to depths greater than nine metres (30ft), see page 10
Snorkel Rescue Diver
DAN Oxygen Provider
Underwater Photography
Underwater Naturalist
Kayak Snorkel Diving.

Instructors wishing to conduct specialty courses must submit their course outlines to AUSI Head Office for approval.

Copyright © 2009 AUSI Pty Ltd ACN 062 887 969

AUSI Snorkel Swimming Instructor	
Date of implementation:	***1 August 2009***; supersedes May 2006.
International equivalent:	No equivalent.
Referenced standards:	No referenced standard.
Responsibilities:	a. Can conduct snorkel swimming programs in a pool, b. Can conduct snorkel swimming programs in sheltered water under the supervision of an AUSI Snorkel Guide or higher, and c. Can act as a lookout for snorkelling activities in open water under the supervision of an AUSI Snorkel Guide or higher.
Taught by:	a. AUSI Snorkel Diver Instructor or higher, b. Endorsed AUSI Level I Scuba Instructor or higher, or c. Approved equivalent.
Prerequisites:	a. Be at least 16 years of age (see note), b. Be certified medically fit to supervise snorkellers by a medical practitioner, c. Be able to swim 200 metres (220yds) unaided in no more than five minutes and then immediately stay afloat for at least 10 minutes, d. Have a current work place first aid certificate or approved equivalent, e. Have a current CPR certificate or approved equivalent, f. Have a current oxygen provider certificate or higher or approved equivalent, and g. Have completed the AUSI Snorkel Guide Workbook.
Course content: *For details refer to AUSI Snorkel Guide Teaching Guidelines.*	**Theory:** Three formal sessions. **Practical:** Two formal sessions.
Teaching Ratios:	12:1 for all phases.
Certification requirements:	a. Be 18 years of age (see note), b. Satisfactory completion of then AUSI Snorkel Swimming Instructor component of the AUSI Snorkel Guide course or approved equivalent, c. Satisfactory demonstration of relevant personal diving skills including rescue techniques, d. Present at least one satisfactory presentation in each of the following: i) Theory brief, and ii) Practical skills. e. Pass the AUSI Snorkel Guide Theory Knowledge Test, f. Agree to follow the appropriate AUSI Procedures, AUSI Standards and AUSI Teaching Guidelines when involved in AUSI Programs, and g. Complete an AUSI Snorkel Professional Registration Form and forward to AUSI Head Office with an electronic passport photograph, relevant documentation and appropriate fee.
Renewal requirements:	Annual renewal required *(see AUSI Procedures).*

Notes:

1. If the candidate is under 18 years of age they can be certified as an AUSI Assistant Snorkel Swimming Instructor until they reach the age of 18 when they can upgrade to AUSI Snorkel Swimming Instructor upon a retest of their personal diving skills including rescue techniques.
2. This course can be conducted in conjunction with the AUSI Scuba Experience Instructor Course where candidates who have satisfied the requirements of both courses can be awarded the ***AUSI Underwater Activities Instructor*** certificate.

Copyright © AUSI Pty Ltd (ACN 062 887 969) August 2009

AUSI Snorkel Guide	
Date of implementation:	***1 August 2009***; new standard.
International equivalent:	Snorkel Guide.
Referenced standards:	a. ISO/228 N187 Annex, b. National Qualifications Framework - SROSNK002A.
Responsibilities:	a. Can conduct snorkel swimming programs, b. Can act as an in-water guide for uncertified snorkel divers in open water, where the ratio does not exceed 4:1, and c. Can supervise snorkelling activities in open water.
Taught by:	a. AUSI Snorkel Diver Instructor or higher, b. Endorsed AUSI Level I Scuba Instructor or higher, or c. Approved equivalent.
Prerequisites:	a. Be a certified AUSI Snorkel Diver or AUSI Level II Scuba Diver or higher or AUSI Snorkel Swimming Instructor or approved equivalent, b. Be at least 18 years of age, c. Be certified medically fit to supervise snorkel divers by a medical practitioner, d. Be able to swim 200 metres (220yds) unaided in no more than five minutes and then immediately stay afloat for at least 10 minutes, e. Have a current work place first aid certificate or approved equivalent, f. Have a current CPR certificate or approved equivalent, g. Have a current oxygen provider certificate or higher or approved equivalent, and h. Have completed the AUSI Snorkel Guide Workbook.
Course content: *For details refer to AUSI Snorkel Guide Teaching Guidelines.*	**Theory:** Four formal sessions. **Practical:** Two formal sessions. **Ocean:** Two formal session. **Internship:** One professional internship.
Teaching Ratios:	12:1 for all phases.
Certification requirements:	a. Satisfactory completion of an AUSI Snorkel Guide course or approved equivalent plus formal AUSI Snorkel Diver ocean modules, b. Completed internship, c. Satisfactory demonstration of relevant personal diving skills including rescue techniques within the last six months, including certification duck dive, d. Pass or have passed in the last six months the AUSI Snorkel Guide Theory Knowledge Test, e. Agree to follow the appropriate AUSI Procedures, AUSI Standards and AUSI Teaching Guidelines when involved in AUSI Programs, and f. Complete an AUSI Snorkel Professional Registration Form and forward to AUSI Head Office with an electronic passport photograph, relevant documentation and appropriate fee.
Guide Upgrades:	An AUSI Snorkel Guide can upgrade their level of certification at any time by undergoing a breath-hold certification dive, which shall be assessed by a higher level AUSI Snorkel Diver Instructor or endorsed AUSI Scuba Instructor.
Renewal requirements:	Annual renewal required (see AUSI Procedures).

Copyright © 2009 AUSI Pty Ltd ACN 062 887 969

AUSI Snorkel Guide - continued

Notes:

1. AUSI Snorkel Guides are certified as follows:
   a. Level 1 – demonstrated ability to duck dive to 6 metres (20ft)
   b. Level 2 - demonstrated ability to duck dive to 9 metres (30ft)
   c. Level 3 - demonstrated ability to duck dive to 12 metres (40ft)
2. AUSI Snorkel Guides can supervise snorkel divers as follows:
   a. Level 1 – to a maximum depth of 3 metres (10ft)
   b. Level 2 - to a maximum depth of 6 metres (20ft)
   c. Level 3 - to a maximum depth of 9 metres (30ft)
3. Anyone at risk of an asthma attack ie asthmatics that carry their medication, sudden unconsciousness, seizures or fitting, and cardiac disease must be advised of the risk and can only participate if directly supervised, one to one, by an AUSI Snorkel Guide or higher. Due consideration should also be given to elderly participants.
4. When conducting programs for schools, instructors must check relevant Education Department guidelines and follow the of the more conservative guidelines.
5. The AUSI Snorkel Diver course meets the requirements of National Qualifications Framework - SROSNK002A.

Copyright © AUSI Pty Ltd (ACN 062 887 969) August 2009

AUSI Snorkel Diver Instructor	
Date of implementation:	***1 August 2009***; supersedes May 2006.
International equivalent:	No equivalent.
Referenced standards:	National Qualifications Framework - SROSNK003A.
Responsibilities:	a. Can conduct snorkel swimming programs, b. Can act as an in-water guide for uncertified snorkel divers in open water, where the ratio does not exceed 8:1 (see notes), c. Can supervise snorkelling activities in open water, d. Can train and certify AUSI Snorkel Divers, e. Can train and certify AUSI Snorkel Swimming Instructors, and f. Can train and certify AUSI Snorkel Guides.
Taught by:	a. AUSI Snorkel Diver Instructor Trainer, b. Endorsed AUSI Level VII Scuba Instructor or higher, or c. Approved equivalent.
Prerequisites:	a. Be a certified AUSI Snorkel Diver or AUSI Level II Scuba Diver or higher or approved equivalent, b. Be at least 16 years of age (see note), c. Be certified medically fit to supervise snorkel divers by a medical practitioner, d. Be able to swim 200 metres (220yds) unaided in no more than five minutes and then immediately stay afloat for at least 10 minutes, e. Have a current work place first aid certificate or approved equivalent, f. Have a current CPR certificate or approved equivalent, g. Have a current oxygen provider certificate or higher or approved equivalent, h. Show evidence of 25 snorkel dives in varying locations and conditions, i. Have assisted on at least one AUSI Snorkel Diver course in the previous 12 months or approved equivalent, and j. Have completed the AUSI Snorkel Diver Instructor Workbook.
Course content: *For details refer to AUSI Snorkel Diver Instructor Teaching Guidelines.*	**Theory:** A minimum of seven formal sessions. **Practical:** A minimum of three formal sessions. **Ocean:** A minimum of two formal sessions.
Teaching Ratios:	For all phases: 8:1 or 12:1 with the assistance of an AUSI Snorkel Diver Instructor or endorsed AUSI Level I Scuba Instructor or higher.

Copyright © AUSI Pty Ltd (ACN 062 887 969) August 2009

AUSI Snorkel Diver Instructor – continued	
Certification requirements:	a. Be 18 years of age, b. Satisfactory completion of an AUSI Snorkel Diver Instructor course or approved equivalent, c. Satisfactory demonstration of relevant personal diving skills including rescue techniques and certification duck dive, d. Pass a written diving theory knowledge examination, e. Pass a written AUSI Standards & Procedures Examination, f. Demonstrate competence in classroom teaching, practical skills teaching and student dive leadership, g. Submit completed AUSI Snorkel Instructor Workbook, h. Agree to follow the appropriate AUSI Procedures, AUSI Standards and AUSI Teaching Guidelines when involved in AUSI Programs, and i. Complete an AUSI Snorkel Professional Registration Form and forward to AUSI Head Office with an electronic passport photograph, relevant documentation and appropriate fee.
Instructor Upgrades:	An AUSI Snorkel Diver Instructor can upgrade their level of certification at any time by undergoing a breath-hold certification dive, which shall be assessed by a higher level AUSI Snorkel Diver Instructor or endorsed AUSI Scuba Instructor.
Renewal requirements:	Annual renewal required *(see AUSI Procedures).*

Notes:

1. If the candidate is under 18 years of age then they can be certified as an AUSI Assistant Snorkel Diver Instructor until they reach the age of 18 when they can upgrade to AUSI Snorkel Diver Instructor upon:
   a. Retest of their personal diving skills including rescue techniques, and
   b. Have assisted on at least one AUSI Snorkel Diver Instructor course in the previous six months to the satisfaction of the instructor conducting the course.
2. AUSI Snorkel Diver Instructors are certified as follows:
   a. Level 1 – demonstrated ability to duck dive to 6 metres (20ft)
   b. Level 2 - demonstrated ability to duck dive to 9 metres (30ft)
   c. Level 3 - demonstrated ability to duck dive to 12 metres (40ft).
3. AUSI Snorkel Diver Instructors can supervise snorkel divers as follows:
   a. Level 1 – to a maximum depth of 3 metres (10ft)
   b. Level 2 - to a maximum depth of 6 metres (20ft)
   c. Level 3 - to a maximum depth of 9 metres (30ft).
4. When conducting programs for schools, instructors must check relevant Education Department guidelines and follow the of the more conservative guidelines.
5. The AUSI Snorkel Diver course meets the requirements of National Qualifications Framework - SROSNK003A.

Copyright © AUSI Pty Ltd (ACN 062 887 969) August 2009

AUSI Snorkel Diver Instructor Trainer	
Date of implementation:	***1 August 2009***; supersedes May 2006.
International equivalent:	No equivalent.
Referenced standards:	Nil.
Responsibilities:	a. Can conduct snorkel swimming programs, b. Can act as an in-water guide for uncertified snorkel divers in open water where the ratio does not exceed 8:1 (see notes), c. Can supervise snorkelling activities in open water, d. Can train and certify AUSI Snorkel Divers, e. Can train and certify AUSI Snorkel Swimming Instructors, f. Can train and certify AUSI Snorkel Guides, and g. Can train and certify AUSI Snorkel Diver Instructors.
Taught by:	AUSI Snorkel Diver Instructor or approved equivalent.
Certification requirements:	a. Be a certified AUSI Snorkel Diver Instructor or approved equivalent, b. Have conducted at least two AUSI Snorkel Diver courses and certified at least eight AUSI Snorkel Divers in the previous 12 months or approved equivalent, c. Have assisted on at least one AUSI Snorkel Diver Instructor course to the satisfaction of the supervising instructor or approved equivalent, d. Be certified medically fit to supervise snorkel divers by a medical practitioner, e. Have a current work place first aid certificate or approved equivalent, f. Have a current CPR certificate or approved equivalent, g. Have a current oxygen provider certificate or higher or approved equivalent, h. Agree to follow the appropriate AUSI Procedures, AUSI Standards and AUSI Teaching Guidelines when involved in AUSI Programs, and i. Complete an AUSI Snorkel Professional Registration Form and forward to AUSI Head Office with an electronic passport photograph, relevant documentation and appropriate fee.
Renewal requirements:	Annual renewal required *(see AUSI Procedures).*

Copyright © AUSI Pty Ltd (ACN 062 887 969) August 2009

Notes:

1. AUSI Snorkel Diver Instructors are certified as follows:
   i. Level 1 – demonstrated ability to duck dive to 6 metres (20ft)
   ii. Level 2 - demonstrated ability to duck dive to 9 metres (30ft)
   iii. Level 3 - demonstrated ability to duck dive to 12 metres (40ft).
2. AUSI Snorkel Diver Instructors can supervise snorkel divers as follows:
   i. Level 1 – to a maximum depth of 3 metres (10ft)
   ii. Level 2 - to a maximum depth of 6 metres (20ft)
   iii. Level 3 - to a maximum depth of 9 metres (30ft).
3. When conducting programs for schools, instructors must check relevant Education Department guidelines and follow the of the more conservative guidelines.

AUSI Snorkel Professional Orientation Programs	
Date of implementation:	***1 August 2009***; supersedes May 2006
SPECIFIC PREREQUISITES:	
AUSI Snorkel Swimming Instructor	Be a certified Snorkel Diver Guide or higher, or Dive Master or higher with another recognised certification agency with at least six months experience or approved equivalent.
AUSI Snorkel Guide	Be a certified Snorkel Diver Guide or higher or Dive Master or higher with another recognised certification agency with at least six months experience or approved equivalent.
AUSI Snorkel Diver Instructor	Be a certified Snorkel Instructor or higher or Scuba Instructor or higher with another recognised certification agency with at least six months experience and have certified a minimum of eight snorkel divers or approved equivalent.
AUSI Snorkel Diver Instructor Trainer	Be a certified Snorkel Instructor or higher or Scuba Instructor or higher with another recognised certification agency with at least six months experience including having assisted in at least one snorkel diver instructor training course.
GENERAL REQUIREMENTS FOR ALL LEVELS:	
Prerequisites:	a. Be certified medically fit to supervise snorkel divers or scuba dive by a medical practitioner, b. Have a current work place first aid certificate or approved equivalent, c. Have a current CPR certificate or approved equivalent, and d. Have a current oxygen provider certificate or higher or approved equivalent.
Certification requirements:	a. Completed relevant AUSI Workbook, b. Completed relevant AUSI Standards & Procedures Exam, c. Certification duck dive (see note), d. Agree to follow the appropriate AUSI Procedures, AUSI Standards and AUSI Teaching Guidelines when involved in AUSI Programs, and e. Complete an AUSI Snorkel Professional Registration Form and forward to AUSI Head Office with an electronic passport photograph, relevant documentation and appropriate fee.
Conducted by:	AUSI Snorkel Diver Instructor Trainer or approved equivalent.
Renewal requirements:	Annual renewal required *(see AUSI Procedures).*

Notes:

1. The certification duck dive can be assessed by a qualified instructor from a recognised certification agency, the deepest depth up to and including 12 metres (40ft) comfortably reached must be recorded on the AUSI Snorkel Professional Registration Form.

Copyright © AUSI Pty Ltd (ACN 062 887 969) August 2009

AUSI Free Diver Instructor	
Date of implementation:	***1 August 2009***; new standard.
International equivalent:	No equivalent.
Referenced standards:	Nil.
Responsibilities:	a. Can conduct snorkel swimming programs, b. Can act as an in-water guide for uncertified snorkel divers in open water, where the ratio does not exceed 8:1, c. Can supervise snorkelling activities in open water, d. Can train and certify AUSI Snorkel Divers, e. Can train and certify AUSI Snorkel Swimming Instructors, and f. Can conduct and certify AUSI Free Divers.
Certification requirements:	a. Be a certified AUSI Snorkel Diver Instructor or approved equivalent with demonstrated ability to comfortably and repetitively free dive to at least 12 metres (40ft), b. Be certified medically fit to supervise snorkel divers by a medical practitioner, c. Have a current work place first aid certificate or approved equivalent, d. Have a current CPR certificate or approved equivalent, e. Have a current oxygen provider certificate or higher or approved equivalent, f. Agree to follow the appropriate AUSI Procedures, AUSI Standards and AUSI Teaching Guidelines when involved in AUSI Programs, and g. Complete an AUSI Snorkel Professional Registration Form and forward to AUSI Head Office with an electronic passport photograph, relevant documentation and appropriate fee.
Renewal requirements:	Annual renewal required *(see AUSI Procedures).*

Notes:

1. The AUSI Free Diver certification can be awarded to snorkel divers with a demonstrated ability to free dive beyond nine metres (30ft),
2. When conducting AUSI Free Diver programs, AUSI Free Diver Instructors must:
   a. Not conduct the program in water deeper than three metres (10ft) less than their demonstrated free diving ability,
   b. Maintain visual contact with students who are at depth at all times,
   c. Use a shot line to guide descents and ascents,
   d. Have a fully charged scuba unit ready to go positioned where it can be immediately deployed in the event of a rescue or, if not a qualified Scuba Rescue Diver, have a qualified Scuba Rescue Dive on stand-by ready to go,
   e. Never have more than one student at depth at any one time, and
   f. Warn students of the dangers of exceeding their comfortable personal limits.
3. When conducting programs for schools, instructors must check relevant Education Department guidelines.

Copyright © AUSI Pty Ltd (ACN 062 887 969) August 2009

Copyright © 2009 AUSI Pty Ltd ACN 062 887 969

Section 4B: AUSI Snorkel Teaching Guidelines

CONTENTS

AUSI Snorkel Diver

AUSI Snorkel Guide incorporating AUSI Snorkel Swimming Instructor

AUSI Snorkel Diver Instructor

AUSI Snorkel Diver Specialties

Copyright © 2009 AUSI Pty Ltd ACN 062 887 969

Copyright © 2009 AUSI Pty Ltd ACN 062 887 969

Section 4B: AUSI Snorkelling Teaching Guidelines

SNORKEL DIVER – October 2005

COURSE PLANNING 1

CLASSROOM PRESENTATIONS 3

PRACTICAL SKILLS TRAINING 4

OCEAN TRAINING DIVES 10

ASSESSMENT 14

CERTIFICATION 15

DEBRIEF 15

COURSE MATERIALS 17

- **AUSI MEDICAL HISTORY FORM**
- **AUSI SNORKEL DIVER PARTICIPATION AGREEMENT**
- **AUSI SNORKEL DIVER TRAINING RECORD**
- **AUSI SNORKEL DIVER THEORY TEST**
- **AUSI SNORKEL DIVER THEORY TEST - ANSWER SHEET**
- **AUSI SNORKEL DIVER THEORY TEST - ANSWER TEMPLATE**
- **AUSI SNORKEL DIVER INSTRUCTOR CUE CARD**

Copyright © 2005 AUSI Pty Ltd ACN 062 887 969

Copyright © 2005 AUSI Pty Ltd ACN 062 887 969

COURSE PLANNING

The AUSI Snorkel Diver course is designed to train divers to snorkel dive in open water with direct access to the surface with a similarly qualified and experienced snorkel diver during daylight hours without the direct supervision of an instructor.

NOTE: (1) The level of certification is determined by the depth achieved on the Certification Dive, see Section 1 Definitions.
(2) AUSI Junior Snorkel Divers must dive with a qualified parent or guardian or an AUSI Snorkel Diver Instructor or higher.

The course has three components:

1. Theory - three presentations, lesson reviews and test,
2. Practical Skills - one session, and
3. Ocean Dives - four ocean modules to be conducted over a minimum of two ocean dives.

Instructor

The course can only be conducted by an AUSI Snorkel Diver Instructor or an endorsed AUSI Scuba Instructor or an approved equivalent.

Ratios

1. Theory 24:1,
2. Pool >1.5m 8:1,
   <1.5m 16:1, and
3. Ocean 8:1.

NOTE: Ratios are for ideal conditions and may need to be reduced due to water conditions or student requirements. Ratios may also need to be reduced to meet relevant government guidelines.

Prerequisites

Prerequisites for the AUSI Snorkel Diver course are:

1. Be at least 16 years of age (AUSI Snorkel Diver) **or**
   Be at least 10 years of age (AUSI Junior Snorkel Diver),
2. Complete the *AUSI Medical History Form*, and
3. Swim 200 metres (220yds) unaided and tread water for 10 minutes.

Before conducting the course, ensure that students have met all the prerequisites and signed the *AUSI Snorkel Diver Participation Agreement*.

Materials

During the course it is compulsory for the instructor to use the following:

1. **AUSI Snorkel Diving Manual**,
2. *AUSI Medical History Form,*
3. *AUSI Snorkel Diver Participation Agreement,*
4. *AUSI Snorkel Diver Training Record,*
5. *AUSI Snorkel Diver Theory Test, and*
6. **AUSI Certification Sheet.**

Items 1 & 6: Can be purchased from AUSI Head Office.

In lieu of Item 1: AUSI Snorkel Diver Course Notes and lesson reviews can be downloaded from www.ausi.com.au.

Items 2, 3, 4 & 5: Can be photocopied from the Course Materials section of the AUSI Instructor Manual or registered instructors can download these items as part of the AUSI Snorkel Diver Instructor Pack from www.ausi.com.au.

Copyright © 2005 AUSI Pty Ltd ACN 062 887 969

Equipment

Each instructor and student shall use the following equipment during all practical training and ocean diving throughout the course:

1. Mask, snorkel and fins,
2. Buoyancy control device with emergency carbon dioxide inflator designed to maintain the head above water surface when inflated,
3. Adequate exposure protection with appropriate quick release weight system, and
4. Flotation device or devices, or platform capable of supporting all snorkel divers must be used during all ocean dives.

Instructors must have all of the above plus a knife.

Suggested Timetables

Below is a suggested course timetable for the AUSI Snorkel Diver course

Day 1

0800	Introduction
0900	**Theory 1 - Introduction to Snorkelling**
1100	Practical Skills Module
1300	Lunch
1400	**Theory 2 - Dive Planning**
1600	Ocean Modules 1 & 2

Day 2

0800	**Theory 3 - Diving First Aid**
1000	Ocean Modules 3 & 4
1200	Lunch
1300	Theory Review
1500	Theory Test
1600	Debrief

Copyright © 2005 AUSI Pty Ltd ACN 062 887 969

CLASSROOM PRESENTATIONS

Introduction

The following materials are required for the introductory session:

1. **AUSI Snorkel Diving Manual** or AUSI Snorkel Diver Course Notes,
2. *AUSI Medical History Form,*
3. *AUSI Snorkel Diver Participation Agreement,* and
4. *AUSI Snorkel Diver Training Record.*

During the introductory session, which must be done before any practical sessions are conducted, the instructor is required to do the following:

1. Have students complete the *AUSI Medical History Form* and check carefully,
2. Have students complete and sign the relevant sections of the *AUSI Snorkel Diver Participation Agreement,*
3. Sight evidence that the student meets all the prerequisites for the course,
4. Explain the AUSI Pathway and where the current course fits in,
5. Explain the structure of the AUSI Snorkel Diver Course,
6. Discuss the timetable for the course,
7. Explain the requirements for certification, and
8. Explain limits of training.

Theory Modules

The AUSI Snorkel Diver course consists of three theory presentations and lesson reviews which should be conducted in accordance with the Classroom Presentation section of the **AUSI Snorke Instructor Course Notes**, and a theory test.

The topics covered are detailed below:

Theory 1 – Introduction to Snorkel Diving
Theory 2 – Dive Planning
Theory 3 – Diving First Aid

The **AUSI Snorkel Diving Manual** or AUSI Snorkel Diver Course Notes must be made available to the students during the theory sessions. After the theory sessions have been attended the students must complete the lesson review for each lesson.

Course notes are also available from AUSI Head Office in A4 format for the production of overhead transparencies.

The *AUSI Snorkel Diver Training Record* is to be updated at the end of every theory session.

Copyright © 2005 AUSI Pty Ltd ACN 062 887 969

PRACTICAL SKILLS TRAINING

All practical skills training must be conducted in accordance with the Practical Skills Training section of the **AUSI Instructor Course Notes**.

Practical Skills Sessions

The AUSI Snorkel Diver course consists of one practical skills module, which must be conducted in a pool or enclosed water.

The module is described in detail below. The skills are numbered using the following system:

<LEVEL>**.**P**.**<MODULE #>**.**<SKILL #>

where:

<LEVEL> is the AUSI Snorkel Diver Course

P represents that it is a practical skill

<MODULE #> is the practical skills module number

<SKILL #> is the sequential number starting with the first skill of the session

eg. SN.P.1.4 is skill four of the practical skills module in the AUSI Snorkel Diver course.

The **AUSI Snorkel Diver Instructor Cue Card** contains a summary of the skills to be performed during each practical skills training session.

The *AUSI Snorkel Diver Training Record* is to be updated at the end of the practical session.

NOTE:

1. Instructors must never exceed the maximum student to instructor ratios, see page 1, and should reduce these where conditions, student ability or relevant Government Department standards dictate the necessity.
2. Equipment used by instructors and students must comply with page 2.
3. Practical skills training whenever possible should be conducted in a pool, however instruction can take place in confined water, ie a protected part of the ocean with controlled depth where the students can stand up. Time spent teaching new skills in confined water cannot be credited to ocean diving time requirements.
4. All in-water skills are to be taught in chest deep water unless otherwise specified.

Copyright © 2005 AUSI Pty Ltd ACN 062 887 969

Practical Skills Module

SN.P.1.1 Introduction

1. Introduce yourself and assistants
2. Explain what equipment is needed and where to find it
3. Record equipment given out
4. Explain overall aim of the session

SN.P.1.2 Assignment of Buddies and Groups

1. Explain the importance of the buddy system
2. Assign all students to buddy pairs and groups

NOTE: Where possible avoid pairing up close friends, eg. boy friend with girl friend, husband with wife, father and son, this can lead to poor learning through peer pressure and/or interference

SN.P.1.3 Use of Snorkelling Gear

1. Mask
   Explain and demonstrate:
   a) How to defog mask
   b) Keep hair and hood out to prevent flooding
   c) Check fit and seal
   d) Keep mask on face at all times
   e) Attach snorkel to left side of mask (to prevent entanglement with regulator)
   f) Do not have strap too tight
2. Snorkel
   Explain and demonstrate:
   a) Should be checked, students with unsuitable snorkels should be told to try another
   b) Attached to the left hand side of the mask
3. Fins
   Explain and demonstrate:
   a) Students should NOT walk with fins on
   b) Put fins on by poolside by either sitting down or by using buddy for support while one leg forms a figure 4 across the other so fin can be donned with minimum chance of loss of balance
4. Exposure Suit
   Explain and demonstrate:
   a) If the suit feels too tight NOT to persevere but rather get a larger size (if too loose, reverse applies)
   b) Not to dig finger nails into the material
   c) How to minimise wear and tear on suit knees. (wear knee guards, where appropriate)

NOTE: a. Students should put on their suits while under supervision.
b. Encourage the buddy system by having students help each other.

5. Weight Belt
   Explain and demonstrate:
   a) Weights should be evenly placed around the belt
   b) Do not carry weight belt with open end down (can lead to injury due to falling weights), better to carry done up
   c) To put weight belt on pick it up by both ends and step into it
   d) Weight belt must be above the hips and tightened comfortably around the waist and free to fall in an emergency
   e) Loose ends are to be left loose otherwise quick release function is lost - loose ends must not be tucked in

Copyright © 2005 AUSI Pty Ltd ACN 062 887 969

SN.P.1.4 Buddy Check

Brief students on the importance of a buddy check and have the students make the following checks on each other:

1. Buoyancy Compensator
   a) Oral inflation and deflation
   b) Dump valve operation
   c) Any leaks
   d) Carbon Dioxide cartridge
   e) Strap adjustment, ensure there are no tangles or twists
2. Weight Belt
   a) Weights are evenly distributed over hips (where possible), loose end not tucked in
   b) Weight belt is clear of BC to ensure a proper ditch in an emergency
4. Mask
   a) Seal is on face not hair or wet suit hood and seal is not folded under itself
   b) Strap not too tight
5. Snorkel
   a) Attached to left side of mask, explain why
   b) Purge valve is in place and functional
   c) Mouth piece has undamaged lugs and no holes

SN.P.1.5 Correct Buoyancy

1. Check that students have been given the approximate weight they require
2. Students put on weight belt, mask, snorkel and fins and carefully enter water
4. Students should be told to assume the foetal position while holding breath, if buoyancy is correct they will float at ear/eye level, after fully exhaling

SN.P.1.6 Basic Snorkel Breathing & Clearing

1. Explain and demonstrate basic hand signals
2. Explain how to clear a non-self draining snorkel using the following methods where appropriate
   a) Blow hard
   b) Head back and blow hard
   c) Displacement
3. Explain how to clear a self draining snorkel using the preceding methods where appropriate
4. Practice each method at least five times
5. Check use of OK signal
6. While holding onto the side of the pool/back of boat lay face down with feet out stretched and breathe continuously underwater for about 15 breaths to get used to the feeling of breathing on a snorkel
7. Give students some time (5-10 minutes) to gain confidence and relax will swimming on the surface

SN.P.1.7 Finning Techniques

1. Explain the different styles of finning
   a) Proper hip kick
   b) Flutter kick
   c) Dolphin kick
2. Have students practice different styles by swimming across the pool

SN.P.1.8 Unknown Water (Seated) Entry

1. Explain reason to learn ie. entry is for situations when depth, current and conditions of bottom are unknown and have students practice five times
   a) Carefully sit on side of pool with feet in water. (be careful not to damage pool surrounds)
   b) Fit mask, snorkel and fins
   c) Partially inflate buoyancy compensator (BC)
   d) Have snorkel in mouth
   e) Place both hands on the right side of the body
   f) Turn body to right side and push out gently from the edge and lower gently into the water
   g) Give OK to buddy
   h) Buddy to do entry after returning OK signal

Copyright © 2005 AUSI Pty Ltd ACN 062 887 969

SN.P.1.9 Step Entry

1. Explain the need for a low platform or boat step entry into the deep water ie greater than 2 metres (7ft) in depth, have students practice five times
   a) Gear up at pool side in buddy pairs
   b) Slightly inflate buoyancy compensator (BC)
   c) Hold mask firmly on face
   d) Stand with toes on edge of pool
   e) Check to see if it is clear to enter
   f) Keep body upright and stare straight ahead
   g) Lean forward slightly taking weight off heels and take a big STEP out, the other leg will follow - DO NOT JUMP
   h) Bring legs together in water to achieve uplift
   i) Exchange "OK" signals with buddy
   j) Buddy to do entry after returning OK signal

SN.P.1.10 Backward Roll (Small Boat) Entry

1. Explain reason to learn and have students practice five times
   a) Partially inflate BC
   b) On side of pool with back facing water
   c) Secure mask
   d) When clear behind, roll back on count of three
   e) Upon surfacing, switch to snorkel and signal OK to buddy and clear area
   f) Buddy to do entry after returning OK signal

SN.P.1.11 Mask Clearing

1. Explain reason to learn
2. Explain and demonstrate teaching points
3. Have students do a dry run above water, five times
4. Have student submerge and do a dry run underwater, if water gets in then correct technique as necessary
5. Partially fill mask with water
6. Place one hand at top of mask (leaving the other hand free for other tasks - explain this)
7. Apply slight pressure to the top of mask
8. Exhale through nose
9. Bend head backwards
10. Repeat until mastered on surface so that instructor can give feedback and correct technique
11. Repeat five times underwater
12. Repeat 2-9 with fully flooded mask

NOTE: a. Mask clearing should be taught above water, on surface, where maximum feedback can occur.

b. Have buddy stand behind the buddy that is practising mask clearing so the buddy can hold the practising diver underwater.

SN.P.1.12 Swimming without Mask

1. Explain reason to learn
2. Have students remove mask
3. Have students breathe underwater without mask while holding side of pool
4. Have students swim across pool and back without mask
5. Repeat five times

SN.P.1.13 Fin Removal and Replacement

1. Explain reason to learn
2. Hand to buddy one at a time while removing
3. Replace fins on feet, repeat five times
4. Buddy to repeat process

Copyright © 2005 AUSI Pty Ltd ACN 062 887 969

SN.P.1.14 Duck Diving Techniques

1. Explain the correct sequence of descending ie signal, dump BC, equalise ears and duck dive
2. Have students practice dumping and orally inflating BC five times
3. Explain the different duck diving procedures and practise at least five times ie
   a) Standard duck dive (static)
   b) Feet first and underwater turn
   c) Angled dive (swimming)
4. Have students practice swimming underwater whilst staying in contact with the bottom in shallow water

SN.P.1.15 Diving to 2+ metres (6ft)

WARN STUDENTS OF THE DANGERS OF HYPERVENTILATION AND EAR INJURY AND THE NEED TO CLEAR EARS PROPERLY (ie. "Pop your ears on the surface and then every 1 – 2m (3 – 6ft). If ears cannot clear ascend").

1. Brief students, indicating the importance of equalising ears continually and breathing normally
2. Teach the following signals -
   a) Going down
   b) Going up
   c) Something is wrong
3. Instructor to lead the way signalling to students to clear ears and exchanging "OK" signals continually (take students down one buddy pair at a time)
4. Repeat at least five times using the three different duck diving techniques

SN.P.1.16 Swimming Underwater

1. Brief students on the dangers of hyperventilation and not equalising ears properly
2. Have students practice:
   a) Swimming underwater for 15 metres (15yds) on one breath
   b) Swimming underwater for 25 metres (30yds) taking no more than three breaths

SN.P.1.17 Weight Belt Removal & Replacement

1. On the surface in deep water ie. students can't touch the bottom
   a) Explain and demonstrate
   b) Inflate buoyancy compensator (BC)
   c) With snorkel in mouth remove weight belt and hand to buddy who has BC inflated
   d) Buddy hands back the weight belt and the student secures the non-buckle end against the hip with one hand while lying on back
   e) Whilst rolling to a face down position reaching behind with the other hand the student secures the other end of the belt as it rests on the hips
   f) Adjust and secure buckle
   g) Give "OK" signal
   h) Reverse roles and repeat five times

SN.P.1.18 Rescue Procedures

1. Cramp Removal
   a) Explain and demonstrate
   b) Have students practice on buddy and self
2. Tired Swimmer Tows
   a) Explain and demonstrate
      (i) Straight arm tow – rescuer secures patient via the patient's chin, wet suit collar or buoyancy aid collar and swims on side towing patient with straight arm and tows patient toward a secure platform.
      (ii) Fins on shoulder tow – rescuer, in face down position, gets the patient to lie on their back and place a foot on each shoulder of the rescuer, rescuer places hands on top of patient's knees and tows patient toward a secure platform.
      (iii) Do-cee-do tow – rescue secures patient by placing right arm over and under patient's right armpit and swims side on towing the patient to a secure platform.

NOTE: The rescuer must continually reassure and monitor the patient and may remove patient's weight belt if it is deemed necessary to do so.

   b) Have student demonstrate each tow for at least 25m (30yds)

Copyright © 2005 AUSI Pty Ltd ACN 062 887 969

SN.P.1.18 Rescue Procedures (continued)

3. Surface Resuscitation
   a) Explain and demonstrate
      (i) Call for help
      (ii) Do-cee-do tow
      (iii) Remove weight belts
      (iv) Inflate BC's
      (v) Remove mask
      (vi) Seal nose
      (vii) Breathe out over patients opposite cheek (2 breaths every 10 seconds)
   b) Remove weight belts, secure patient
   c) Have students demonstrate and repeat
4. Recovery of Unconscious Diver
   a) Explain and demonstrate
      (i) **WARNING:** EARS AND HYPERVENTILATION
      (ii) Call for help
      (iii) Leave surface directly above diver
      (iv) Secure diver
      (v) Release patients weight belt
      (vi) Surface
      (vii) Commence surface resuscitation
   b) Have student demonstrate and repeat

SN.P.1.19 Snorkelling

1. Explain reason to learn
2. While maintaining buddy pairs swim 200 metres (110yds)
3. Buoyancy compensator (BC) should only be inflated if necessary and when inflated it should be done without contact with side or bottom of pool. Avoid over inflation and explain why
4. Instruct as necessary

SN.P.1.20 Pool Exit

1. Explain reason to learn
2. Remove weight belt and hand it up, open end first
3. Remove fins
4. Go up ladder one step at a time

WARNING: ***Students should be warned of the danger of someone falling backwards and therefore should keep well clear of the ladder until the exiting diver is completely out of the water and off the ladder.***

NOTE: Emphasise the need to keep masks and snorkels in place.

SN.P.1.21 Removal of Gear

1. Instructor should go through the disassembly procedure
2. Instruct students how to wash and stow equipment

NOTE: a. BC's need to have water drained out.
b. Faulty equipment needs to be labelled and separated for repair.

SN.P.1 22 Water Skills Test

1. Have student's swim 200 metres (220yds) non-stop, any style, without any aids to swimming (goggles are acceptable)

2. Have students demonstrate the ability to remain afloat for 10 minutes without any flotation aids

NOTE: These two skills can be integrated by including the swim in the floating time as long as students do not rest in between the two skills.

Copyright © 2005 AUSI Pty Ltd ACN 062 887 969

OCEAN TRAINING DIVES

The AUSI Snorkel Diver course consists of four compulsory modules, which can be done over two ocean dives. All modules must be to at least one metre in depth and must consist of at least 20 minutes in water time. No dive should exceed nine metres (30ft) in depth. One dive shall be to at least six metres (20ft) and two dives shall be to at least three metres (10ft). The total accumulated in water time shall be no less than 80 minutes.

The ocean diving components of the AUSI Snorkel Diver course shall not be commenced until satisfactory completion of Practical Skills Module.

Students must not be taken deeper than three metres until the satisfactory completion of the Skills Assessment Module.

A mixture of boat and shore diving designed to familiarise student with local diving conditions should be planned. Students must be continually assessed and satisfactorily demonstrate the following:

1. Correct entry and exit procedures,
2. Correct boat diving techniques, and
3. Correct use of buoyancy compensator (BC).

Ideally the ocean skills should be done on Ocean Dive 4 but may be done on any other dive, where it is safe and practical to do so.

All ocean diving should be conducted in accordance with the Ocean Training Dives section of the **AUSI Instructor Course Notes** and be directly supervised by an AUSI Snorkel Instructor or an endorsed AUSI Scuba Instructor or an approved equivalent.

All dives are to be recorded in the student's logbook and the *AUSI Snorkel Diver Training Record* is to be updated after each dive.

The **AUSI Snorkel Diver Instructor Cue Card** contains a summary of the skills and requirements for each ocean module. The cue card can be photocopied from the Course Materials section of the AUSI Instructor Manual or downloaded by registered instructors as part of the AUSI Snorkel Diver Instructor Pack from www.ausi.com.au.

Each module is described in detail below:

Copyright © 2005 AUSI Pty Ltd ACN 062 887 969

Ocean Module 1 (Orientation Dive)

AIM: To introduce students to the underwater world.
SELECTION: Should be shallow, 1 – 3m (3 – 10ft), with minimum hazards.

NOTE: Instructors must show lots of enthusiasm and show many different marine animals. Remember everything is new and exciting to students.

Ocean Module 2 (Consolidation Dive)

AIMS:

1. Introduce student to greater depth,
2. Increase student's awareness of correct equalising techniques,
3. Increase student's awareness of wet suit compression and associated buoyancy changes, and
4. Maintenance of good buddy contact and the one up, one down principle.

.

SELECTION: Should be 3 – 6m (10 – 20ft) with minimum hazards.

Ocean Module 3 (Skills Assessment Dive)

AIM: To assess student skills in ocean.
SKILLS TO BE ASSESSED:

1. Remove mask, breathe for a minimum of 30 seconds then replace mask,
2. Flood and clear mask underwater in one breath,
3. Clear snorkel using two methods,
4. Remove and replace fins on surface,
5. Swim horizontally underwater on one breath a distance of 15 metres (17yds),
6. Demonstrate correct buoyancy on surface with BC deflated,
7. On surface remove and replace weight belt,
8. Duck dive to at least three metres (10ft) and retrieve an object,
9. Swim 200m (220yds) on snorkel while demonstrating full submergence and snorkel clearing techniques,
10. Demonstrate cramp removal, and
11. Demonstrate two tired swimmer tows over a distance of 25 metres (30yds).

SELECTION: Should be 3 – 6m (10 – 20ft) with minimum hazards.

Ocean Module 4 (Certification Dive)

AIM: To introduce student to depths of the standards ie. 3 - 9 metres (10 – 30ft) while emphasising the need greater awareness of the dangers of hyperventilation and loss of buoyancy due to wet suit compression and assess the student's buddy techniques, duck diving techniques, equalisation techniques and finning techniques.
The level of certification is determined by the student's duck diving ability,
ie Level 1 – at least 3m(10ft), Level 2 – at least6m (20ft) and Level 3 – 9m (30ft).

SELECTION: Should be 3 – 9m (10 – 30ft) with minimum hazards.

Copyright © 2005 AUSI Pty Ltd ACN 062 887 969

Ocean Entries and Exits

During the ocean diving stage of the course, the instructor is to choose and teach the most appropriate entry and exit. The reasons for the choice of entry and exit must be explained.

High Water Entry

1. Explain reason to learn eg useful for jetty diving,
2. Warn students about ears and hyperventilation,
3. Check for any underwater hazards and ensure water is deep enough, minimum five metres (15ft),
4. Gear up on top of the jetty,
5. Slightly inflate buoyancy compensator (BC),
6. Stand with toes on edge of the jetty,
7. Hold the mask firmly on face,
8. Check to see if it is clear to enter
9. Keep body upright and stare straight ahead, DO NOT WATCH THE WATER,
10. Lean forward slightly, lift weight off heels and STEP out. The other leg will follow, DO NOT JUMP,
11. Bring both legs together and keep them straight,
12. Point toes slightly, explain why,
13. On surface change to snorkel and exchange "OK" signal with buddy,and
14. Buddy enters after exchanging OK signals.

Surf Beach Entry/Exit

1. Explain reason to learn,
2. Gear up completely on dry sand ie above highest wave level and check buddy,
3. Observe the wave pattern,
4. Select the "lull" of the set,
5. Walk backwards towards water with snorkel in and buoyancy compensator (BC) deflated, explain why, watching for any big waves
6. If a big wave comes in brace yourself
7. Continue entry until deep water is reached or past "breaker zone", then inflate BC,
8. When past the "breaker zone" refit gear as necessary, check buddies gear, continue dive, and
9. Exiting is the reverse procedure, do not remove any gear until dry sand is reached.

NOTE: If knocked over swim underwater along the bottom until past the "breaker zone", explain why.

Rock Platform Entry/Exit

1. Explain reason to learn,
2. Gear up completely on dry rocks and check buddy,
3. Observe wave pattern,
4. Select the "lull" of the seat,
5. Carefully rock hop to the water level and carefully lower into the water and quickly swim beyond the "breaker zone", then inflate BC,
6. Refit gear as necessary, check buddy and continue dive, and
7. Exiting is the reverse procedure. Do not remove ANY gear until dry rocks are reached.

Boat Backward Roll Entries

1. Explain reason to learn,
2. Check depth, minimum two metres (7ft),
3. Fully gear up - carefully to maintain boat stability,
4. Complete buddy check,
5. Partially inflate buoyancy compensator (BC),
6. Sit on the gunwale lean body forward,
7. Secure mask with hand,
8. When clear, on the count of three both divers should gently roll backwards,
9. Upon surfacing exchange "OK" signals with boat attendants
10. Swim to either bow or stern of boat exchange "OK" signals with buddy, check each other and continue dive, and
11. Buddy does entry, simultaneously.

Copyright © 2005 AUSI Pty Ltd ACN 062 887 969

Boat Step Entry

1. Explain reason to learn,
2. Check depth, minimum three metres (10ft),
3. Fully gear up - carefully maintain boat stability,
4. Complete buddy check,
5. Stand on platform with toes on edge,
6. Partially inflate buoyancy compensator (BC),
7. Secure mask with the hand,
8. When clear step out while watching horizon (not water)
9. Exchange "OK" signal with buddy, check,
10. Buddy enters after exchanging OK signals, and
11. Swim to either bow or stern of boat exchange "OK" signals with buddy, check each other and continue dive.

Boat Exits

1. Surface and secure the mermaid catcher,
2. Hand up weight belt by open end,
3. Exit from water,
4. Remove mask, snorkel and fins when safely in boat, and

NOTE: If the boat has a ladder, weight belts should still be handed in first.

Copyright © 2005 AUSI Pty Ltd ACN 062 887 969

ASSESSMENT

Theory

Theory assessment is conducted continuously though out the course via lesson reviews with a final test to assess knowledge at the conclusion of the course.

Lesson reviews are found at the conclusion of each lesson in the AUSI Snorkel Diver Course Notes and:

1. Students are to complete each lesson review for each theory lesson,
2. Instructors are to discuss each lesson review with students, and
3. The lesson review section of *AUSI Snorkel Diver Training Record* is to be signed by both student and instructor.

The *AUSI Snorkel Diver Theory Test* must be administered at the conclusion of the theory section of the course and:

1. Students must score 80% to pass,
2. Instructors must review incorrect answers with the student,
3. Both the student and instructor must sign the completed answer sheet,
4. The answer sheet must be kept with the *AUSI Snorkel Diver Training Record*, and
5. Students who score less than 70% must be re-tested.

Practical

When a skill has been taught and practiced satisfactorily both the instructor and the student are to sign the relevant section of *AUSI Snorkel Diver Training Record.*

During practical training sessions the instructor must personally assess combined mask and demand clear, alternate air source breathing, deep water descents and ascents, and snorkelling techniques.

Ocean Diving

During the ocean diving phase of the course students are to be continually monitored, assessed and given feedback in the following areas:

1. Equipment handling,
2. Surface control,
3. Buddy system,
4. The one up, one down principle,
5. Dive Planning,
6. Entries and exits,
7. Correct finning techniques,
8. Correct equalising techniques,
9. Correct boat diving techniques, and
10. Correct shore diving techniques.

The skills as listed in the Ocean Training Dives section of this manual must be individually assessed by an AUSI Snorkel Instructor or an endorsed AUSI Scuba Instructor or an approved equivalent.

When a skill or a dive has been completed, both the instructor and the student are to sign relevant section of the *AUSI Snorkel Diver Training Record*.

Copyright © 2005 AUSI Pty Ltd ACN 062 887 969

CERTIFICATION

Before issuing certification the instructor must ensure that all aspects of the course and appropriate assessments are complete and finally determine if the snorkel diver is safe to dive with another similarly qualified snorkel diver without the direct supervision of an Instructor.

The level of certification is determined by the student's duck diving ability, ie Level 1 – at least 3m (10ft), Level 2 – at least 6m (20ft) and level 3 – 9m (30ft).

If certification is not issued the instructor is to ensure appropriate follow through, which may include counselling, further training or ocean dives.

Before issuing the certification card ensure the following:

1. All theory and practical elements have been completed satisfactorily,
2. The *AUSI Snorkel Diver Training Record* is accurately completed by both student and instructor,
3. Student's dives are accurately logged in the student's log book and counter signed by the instructor, and
4. Both student and instructor sign the Certificate of Completion.

When preparing the certification card and certificate:

1. Ensure all required details are accurately completed,
2. Ensure the Instructor signs the certificate and certification card, and
3. If a dual certification is issued fill in the details of the other certification in the "previous highest certification" section of the student profile on the certification card sheet.

Before printing, recheck all details.

Before laminating the certification card, affix passport photograph and sign card.

Issue certificate and card to student and return the Student Profile section to AUSI Head Office by the 14th day of the next month.

DEBRIEF

Debrief all students ensuring that the following points are covered:

1. What the qualification means,
2. Travelling overseas with the qualification,
3. Further education - snorkel specialties and scuba training, and
4. Precautions:
   - Ears, and
   - Local diver emergency services.

Where appropriate also include the following:

1. A course assessment sheet to analyse the student's impressions of their course,
2. Dive Club and Charter Boat information,
3. Dive Travel,
4. How to purchase or rent equipment, and
5. Any special package deals.

Note: Plastic AUSI Certification Cards are available via www.ausi.com.au

Copyright © 2005 AUSI Pty Ltd ACN 062 887 969

Copyright © 2005 AUSI Pty Ltd ACN 062 887 969

AUSI SNORKEL DIVER

COURSE MATERIALS

AUSI MEDICAL HISTORY FORM

AUSI SNORKEL DIVER PARTICIPATION AGREEMENT

AUSI SNORKEL DIVER TRAINING RECORD

AUSI SNORKEL DIVER THEORY TEST

AUSI SNORKEL DIVER THEORY TEST - ANSWER SHEET

AUSI SNORKEL DIVER THEORY TEST - ANSWER TEMPLATE

AUSI SNORKEL DIVER INSTRUCTOR CUE CARD

Please photocopy the forms for use as necessary from this section of your AUSI Instructor Manual.
OR
Registered instructors can download an AUSI Snorkel Diver Instructor Pack from www.ausi.com.au.

Copyright © 2005 AUSI Pty Ltd ACN 062 887 969

..

Form 1 (0708) - AUSI MEDICAL HISTORY FORM

This form is used for the assessment of potential problems for persons wishing to partake in AUSI Snorkel or AUSI Scuba programs. In the interest of your safety it is important that you give true, full and complete answers to all questions. Your instructor may advise you to have a full diving medical before diving or may recommend that you do not dive at all.

IMPORTANT: Do you understand that incorrect or misleading information can lead to serious injury resulting in permanent damage or death? YES ☐ NO ☐

A. PERSONAL DETAILS

Name _____ Date of Birth ___/___/___

Address _____

Contact Email: _____ Mobile: _____ Phone: _____

Sex : Male ☐ Female ☐ Occupation _____

Where did you hear about this course? _____

B. GENERAL INFORMATION

	YES	NO	
1. Are you a non-swimmer?	☐	☐	
2. Have you ever had trouble in water?	☐	☐	Details _____
3. Have you scuba dived previously?	☐	☐	Details _____
4. Are you in good health?	☐	☐	Details _____
5. Are you on any medication?	☐	☐	Details _____
6. Operations within the last six months?	☐	☐	Details _____
7. Is there a family history of heart disease?	☐	☐	Details _____
8. Do you have any disease or disability	☐	☐	Details _____
9. Do you smoke?	☐	☐	

Pack Years (Should be < 10)

Cigarettes per day ☐ Multipliy by years of smoking ☐ Divide by 20 = ☐

	YES	NO
10. Have you consumed alcohol or any other drugs within the last 24 hours?	☐	☐
11. Will you be flying or going to altitudes above 300m within 24 hours after your last scuba dive?	☐	☐

Do you suffer from, or have you ever suffered any of the following?

12. Ear problems when flying or diving	☐	☐	16. Migraine or severe headache	☐	☐
13. Ruptured eardrum	☐	☐	17. Depression, claustrophobia or panic attacks	☐	☐
14. Chronic ear discharge or infection	☐	☐	18. Back problems	☐	☐
15. Sea sickness	☐	☐	19. Recompression for a diving related illness	☐	☐

C. MEDICAL HISTORY - Do you suffer from, or have you ever suffered any of the following?

	YES	NO		YES	NO
1. Ear surgery (other than drainage)	☐	☐	11. Pneumothorax (collapsed lung)	☐	☐
2. Persistent ringing noises or deafness	☐	☐	12. Persistent fainting or blackouts	☐	☐
3. Persistent loss of balance	☐	☐	13. Head injury requiring hospitalisation	☐	☐
4. Persistent allergies affecting nose/sinuses	☐	☐	14. Epilepsy or fits	☐	☐
5. Persistent cough or coughing blood	☐	☐	15. Any brain or spinal disorder	☐	☐
6. Recurrent chest/lung infections/problems	☐	☐	16. Diabetes	☐	☐
7. Abnormal chest pain	☐	☐	17. Heart disease	☐	☐
8. Chest surgery (heart or lung)	☐	☐	18. High blood pressure	☐	☐
9. Abnormal shortness of breath	☐	☐	19. Pulse irregularities	☐	☐
10. Asthma, wheezing or use of a puffer	☐	☐	20. Are you pregnant. or trying to be pregnant?	☐	☐

D. DECLARATION

I certify that the above information is true and complete to the best of my knowledge and I hereby authorize Dr _____ Phone # _____ to supply medical information relevant to this course regarding me to my instructor in my own personal interest.

Student's signature _____ Date ___/___/___

Instructor's signature _____ Instructor #: _____

Copyright © 2008 AUSI Pty Ltd ACN 062 887 969

..

AUSI Snorkel Diver Participation Agreement (1)

This is an important document that affects your legal rights and should be read carefully and the terms understood before signing.

THIS AGREEMENT IS BETWEEN

_____ ACN _____
(DIVE SCHOOL NAME)

of _____ in the State of _____
(Address)

AND its diving instructors, employees and agents (Hereinafter referred to as "the Dive School")

AND

_____
(NAME OF STUDENT)

of _____ in the State of _____
(Address)

(Hereinafter referred to as "the Student")

The Course

The Student wishes to participate in an Australian Underwater Scuba Instructors (AUSI) Snorkel Diver Course of instruction conducted by the Dive School which will take place on dates and times to be confirmed and comprise of three theory modules, one practical training session and four ocean modules ("the Course").

The Dive School agrees to provide to the Student as part of the Course the following:

☐ Course Materials ☐ Certification ☐ Snorkelling Equipment
☐ Pool Entrance ☐ Boat Hire ☐ Wetsuit & Weight Belt

In consideration of the Dive School conducting the Course the Student has agreed to pay the Dive School the sum of $_____ to participate in the Course ("the Course fee"). The Student acknowledges the Course fee does not include the cost of additional theory lectures, practical training sessions and ocean dives which the Dive School may determine the student must undertake in order to complete the Course. The Student also agrees to pay for any lost or damaged equipment that has been issued to the Student by the Dive School for their use during the Course.

If the Dive School in its absolute discretion determines the student has successfully completed the Course and otherwise satisfied AUSI Standards and Procedures, the Student will be issued with an AUSI Snorkel Diver certification where the level of certification will be determined by the Student's capability.

Statement of Limitations

The Student acknowledges that the Course provides limited theoretical and practical training and experiences sufficient to enable the Student to participate in introductory recreational snorkel dives to a maximum depth of nine metres (30 ft) with direct access to the surface or the level determined by the Student's capability with another similarly qualified snorkel diver without the supervision of a snorkel instructor. The Student further acknowledges that area orientation is required and that a buoyancy check is required any time that different equipment is used.

WARNING - RISKS OF SNORKELLING DIVING

BY SIGNING THIS DOCUMENT YOU EXPRESSLY ASSUME ALL THE RISKS, HAZARDS AND DANGERS ASSOCIATED WITH SNORKEL DIVING.

The Dive School hereby provides the Student with notice to warn him/her of the inherent risks, hazards and dangers of recreational snorkel diving:

☐ 1. The underwater environment is alien to human beings and as a consequence snorkel diving is risk inherent adventure activity which expose participants to the risk of serious injury or death.

☐ 2. Communication underwater is limited to hand signals and, as a consequence of reduced visibility or separation, communication between the instructor and the Student may be difficult or not possible.

☐ 3. Snorkel diving can involve strenuous physical exertion under certain conditions which may include swimming underwater or on the surface against a current or tidal stream, in rough seas over long distances.

The Student expressly acknowledges he/she understands that recreational snorkel and scuba diving involves risk, hazards and dangers which could result in serious injury or death. The Student nevertheless wishes to participate in the Course and willingly accepts and expressly assumes all such risks, hazards and dangers.

Copyright © 2005 AUSI Pty Ltd ACN 062 887 969

AUSI Snorkel Diver Participation Agreement (2)

Liability Release and Indemnity Agreement

The Student, in consideration of the Dive School agreeing to accept his/her participation in, and to instruct the Student during the Course, agree to release the Dive School from all loss, damage, claims, demands, suits, actions or proceedings of any kind directly or indirectly arising out of or resulting from an accident or happening, equipment failure, latent conditions, damage, death, injury or loss arising or occurring to or suffering by him/her during or after the Course or during of after any subsequent snorkel diving activity or related activity whether or not the same shall have been caused by, or contributed to in whole or in part to the negligence of or breach of contract by the Dive School.

The Student expressly acknowledges that he/she is in good health and is not aware of any medical or health reason why he/she should not participate in snorkel diving and he/she has fully and truthfully disclosed to the Dive School and any doctor examining him/her for the purpose of determining his/her fitness to dive:-

(i) any medical or health condition suffered by or affecting him/her of which he/she is aware;

(ii) all medications or drugs which he/she is taking or takes from time to time;

The Student expressly acknowledges that he/she has read and understood this agreement, and specifically the waiver of legal rights and notice warning of some of the risks inherent in the activities of snorkel diving, and agrees to be bound by them.

This agreement does not purport to or have the effect of excluding, restricting or modifying the application of any of the provisions of the *Fair Trading Act* or the *Trade Practices Act* or the exercise of a right conferred by any such provision or any liability for a breach of condition or warranty implied by such provision.

SIGNED for and on behalf of

)

[name of Dive School] ……) X

) ……

SIGNED SEALED AND DELIVERED by the said

)

[name of Student] ……..……..) X

) ……

in the presence of

Witness xx ……..

IF THE STUDENT IS UNDER THE AGE OF 18 YEARS THIS AGREEMENT IS TO BE READ CAREFULLY AND THEN SIGNED BY THE STUDENT'S PARENTS OR LEGAL GUARDIAN WHERE INDICATED BELOW:

In consideration of the Student being permitted to undertake the Course I, _____, being at least eighteen years of age and the parent or legal guardian of the Student, on behalf of myself and the Student, agree to be bound by the terms and conditions of this agreement. I hereby acknowledge that I have read and understood this agreement, in particular, the Statement of Limitations, Express Assumption of Risk Agreement and the Liability Release and Indemnity Agreement and hereby give my consent to the Student participating in the Course with full knowledge of the inherent risks involved.

I expressly acknowledge that the Student is in good health and that I am not aware of any medical or health reason why he/she should not participate in snorkel diving and that I have fully and truthfully disclosed to the Dive School and any doctor examining him/her for the purpose of determining his/her fitness to dive:-

(i) any medical or health condition suffered by or affecting him/her of which he/she is aware;

(ii) all medications or drugs which he/she is taking or takes from time to time;

SIGNED SEALED AND DELIVERED by the said

)

[name of Father/Mother/Legal Guardian] ……..……..) X

) ……

in the presence of

Witness xx ……..

Copyright © 2005 AUSI Pty Ltd ACN 062 887 969

AUSI SNORKEL DIVER TRAINING RECORD

Student's Name: _____ **Course No.:** _____

PREREQUISITES:

	Student	Instructor	No.		Student	Instructor	No.
Medical Statement							
200 m (220 yd) Swim Test				At least 10 years of age			

THEORY INSTRUCTION:

Class	Date	Student	Instructor	No.	Test	Date	Student	Instructor	No.
1					P / F				
2									
3									

PRACTICAL INSTRUCTION:

Session.	Date	Instructor	No.

Practical Skills	Student	Instructor	Practical Skills (cont)	Student	Instructor
Correct Buoyancy			Dive to 3+ m (10 ft)		
Basic Snorkel Breathing			Swimming Underwater		
Snorkel Clearing			W/Belt Remove & Replace		
Finning Techniques			Cramp Removal		
Unknown Water Entry			Tired Swimmer Tows		
Step Entry			Surface Resuscitation		
Backward Roll Entry			Recovery of U/Cons Diver		
Mask Clearing			200m (220 yd) Snorkel Swim		
Swim Without Mask			15 m (17 yd) Underwater Swim		
Fin Remove & Replace			25 m (30 yd) Underwater Swim		
Duck Diving Techniques			Proper Exit Procedures		

OCEAN DIVING: (as per AUSI Instructor Manual - Snorkel Diver Teaching Guidelines)

Module	Date	Site	Depth	In Water Time	Instructor	Visibility	Current	Surface Conditions
1								
2								
3								
4								

Ocean Skills:

Skills	Module	Student	Instructor	Skills	Module	Student	Instructor
Breathe w/o mask 30 secs				W/Belt Remove & Replace			
Flood & Clear Mask				Duck Dive to min. 3m (10')			
Clear Snorkel - 2 ways				200m (220 yd) Surface Swim			
Fin Remove & Replace				Cramp Removal			
15 m (30 yd) Underwater Swim				25 m (30 yd) Tows			
Correct Buoyancy				Proper Buddy Technique			

CERTIFICATION REQUIREMENTS:

Theory	Student	Instructor	No.		Student	Instructor	No.
Theory test				Ocean dives & skills			
Lesson reviews				Logged ocean dives			
Certification Dive				Depth achieved			

Certification Level: _____ **Number:** _____ **Level:** _____ **Junior: Yes / No**

COMMENTS:

AUSI SNORKEL DIVER CERTIFICATE OF COMPLETION

I _____ on this day _____ hereby state that the above record of my AUSI Snorkel Diver training is true and correct and that I understand the general principles of snorkel theory taught to me and feel proficient and confident of performing the practical skills taught to me. I acknowledge I am trained to dive with similarly qualified diver in daylight hours to a depth of ____ metres (____ ft) with direct access to the surface. I further acknowledge that area orientation is required when planning to dive in an unfamiliar area and that a buoyancy check is required any time different equipment is used.

Signature: _____ Instructor's Signature: _____ Number: _____

Copyright © 2005 AUSI Pty Ltd ACN 062 887 969

..

AUSI SNORKEL DIVER
THEORY TEST (0809)

DIRECTIONS

- Do not mark question sheet
- Write all answers on the answer sheet provided
- Write name, date and course number on answer sheet
- Answer all questions
- Keep written answers brief
- Choose the most correct answer for multiple choice questions
- Minimum score 80% (20/25) to pass

---

1 What is the total pressure on a diver at 15m?
a) 1.5 ATA
b) 1.6 ATA
c) 2.5 ATA
d) 2.6 ATA

2 The greatest volume change of a gas occurs in the depth range of:
a) 0–10m
b) 10–20m
c) 20–30m
d) 30–40m

3 The volume of a gas filled balloon during ascent will:
a) stay the same
b) increase
c) decrease

4 To avoid ear injuries on descent you should:
a) "Pop" your ears when pressure is felt
b) "Pop" your ears on the surface then continuously during descent
c) "Pop" your ears when pain is felt
d) use ear plugs

5 If you usually dive in the ocean, how much weight will you need for a fresh water dive?
a) the same
b) more
c) less

6 If you are having problems equalising your ears on descent it is best to:
a) descend until pain occurs then "pop" your ears
b) continue descending until pain goes away
c) immediately ascend to the surface and try again
d) try to equalise by blowing harder

7 More than how many deep breaths before a breath hold dive is considered to be dangerous hyperventilation?
a) 3
b) 4
c) 5
d) 6

8 What is the most common symptom of excess CO_2?
a) headache
b) dizziness
c) nausea
d) tingling
e) Salt Water Fever

9 When choosing a buddy the most important consideration is their:
a) equipment
b) training
c) age
d) interests

10 A tight fitting exposure suit coat can cause:
a) headache
b) nausea
c) panic
d) all of the above

11 A weight belt should:
a) never be ditched because they are too expensive
b) have a quick release buckle
c) be adjusted so that the diver is negatively buoyant
d) have loose ends tucked in

12 The buoyancy vest's primary function is to:
a) maintain neutral buoyancy at depth
b) provide positive buoyancy on the surface
c) assist in an emergency
d) all of the above

13 When treating an accident victim the first aider must give priority to:
a) giving alcohol
b) giving fluids by mouth
c) reassuring the victim
d) getting to a doctor quickly

14 List two key elements to controlling severe bleeding.

15 List two key elements to controlling envenomation.

16 Which of the following indicates mild hypothermia?
a) sweating
b) shivering
c) spasmodic shivering
d) muscle rigidity

17 If hypothermia is suspected, the best first aid while arranging for help is:
a) give alcohol
b) hot shower
c) cold shower
d) space blanket

18 What is the most accurate way of determining the rate of breaths when administering Rescue Breaths?
a) patients age
b) number of operators
c) rise and fall of patients chest
d) one breath every 5 seconds

19 List two sources of oxygen in an emergency.

20 What is your DES phone number?

21 Ringing in the ears may indicate:
a) inner ear rupture
b) ear drum rupture
c) middle ear squeeze
d) reverse ear squeeze

22 Upon reaching a shark attack or propeller victim you should:
a) control bleeding in water; get patient to shore; stop bleeding; treat for shock; and go directly to hospital
b) control bleeding in water; get patient to shore; stop bleeding; treat for shock; and send for an ambulance
c) get patient to shore and go directly to hospital
d) get patient to shore; clean wound; bandage; treat for shock; and send for an ambulance

23 The first aid for a suspected blue-ringed octopus bite is:
a) pressure immobilisation; Rescue Breaths if necessary
b) hot water; Rescue Breaths, if necessary
c) ligature to limb; CPR if necessary
d) wash wound in vinegar, CPR if necessary

24 Before removing tentacles, treating for shock and seeking medical aid, jellyfish stings are best treated by applying which of the following to the stung area?
a) vinegar
b) wet sand
c) methylated spirits
d) Condy's Crystals

25 Which of the following is important to your continued diving safety and enjoyment?
a) area orientation
b) further training
c) regular diving
d) all of the above

..

AUSI SNORKEL DIVER

Theory Test - Answer Sheet (0809)

NAME: _____ DATE: _____ COURSE NO.: _____

	A	B	C	D	
1					2
2					2
3					2
4					2
5					2
6					2
7					2
8					2
9					2
10					2
11					2
12					2
13					2
14					1
					1
15					1
					1
16					2
17					2
18					2
19					1
					1
20					2
21					2
22					2
23					2
24					2
25					2
	A	**B**	**C**	**D**	50

Total: ____

Minimum required (40)

STUDENT DECLARATION

I _____

hereby declare that I have discussed my incorrect answers with my instructor:

_____ # _____

and I now acknowledge my understanding in those areas.

Student's signature: _____

Intructor's signature: _____

..

AUSI SNORKEL DIVER

Theory Test - Answer Template (0809)

NAME: _____ DATE: _____ COURSE NO.: _____

	A	B	C	D	
1			O		2
2	O				2
3		O			2
4		O			2
5			O		2
6			O		2
7	O				2
8	O				2
9		O			2
10				O	2
11		O			2
12		O			2
13			O		2

14	**Pressure**	1
	Elevation	1
15	**Pressure**	1
	Immobilisation	1

16			O		2
17				O	2
18			O		2

19	**Any two sources**	1
		1
20	**1800 088 200**	2

21	O				2
22		O			2
23	O				2
24	O				2
25				O	2
	A	B	C	D	50

Total: ☐

Minimum required (40)

..

AUSI SNORKEL DIVER PRACTICAL SKILLS

PRACTICAL TRAINING SESSION

- Distribution of equipment
- Explain use of snorkelling equipment
- Pool entry
- Buoyancy check
- Basic Snorkel Breathing
- Finning Techniques
- Unknown Water Entry
- Step Entry
- Backward Roll Entry
- Mask Clearing
- Swimming Without Mask
- Fin Removal and Replacement
- Duck Diving Techniques

PRACTICAL TRAINING SESSION

- Diving to 3+ metres (10 ft)
- Swimming Underwater
- Weight Belt Removal and Replacement
- Cramp Removal
- Tired Swimmer Tows
- Surface Resuscitation
- Recovery of Unconscious Diver
- 200 m (220 yd) Snorkel Swim
- 15m (17 yd) Underwater Swim
- 25m (30 yd) Underwater Swim
- Proper Exit Procedures
- Removal and Stowage of Gear

REPETITION IS ESSENTIAL - 15 TO 20 OF EACH SKILL

DIVER EMERGENCY SERVICE – 1800 088 200

CONTINUALLY WARN STUDENT OF THE DANGERS OF HYPERVENTILATION AND TO ALWAYS EQUALISE EARS PROPERLY

Copyright © AUSI Pty Ltd 2005

AUSI SNORKEL DIVER OCEAN SKILLS

MODULE 1 - Depth Range 1 - 3 m (4 – 10 ft)

MODULE 2 - Depth Range 3 - 6 m (10 – 20 ft)

- Buddy checks
- One Up, One Down
- Proper Ear Equalisation

MODULE 3 - Depth Range 3 - 6 m (10 – 20 ft)

Skills Assessment:

- Breathe without mask for 30 seconds
- Flood & clear mask in one breath
- Clear snorkel using two methods
- Remove and replace fins
- Swim u/w horizontally for 15 m (17 yd)
- Demonstrate correct buoyancy
- Remove & replace weight belt
- Duck dive to 3 m (10 ft) & retrieve object
- 200m (220 yd) surface snorkel swim

Skills Assessment: (continued)

- Demonstrate cramp removal
- 25m (30 yd) tired swimmer tows

MODULE 4 – Certification Dive

Depth Range 3 - 9 m (10 – 30 ft)

All modules must be at least 20 minutes

DON'T FORGET:

- Dive flag
- Spare equipment
- Buoyancy Aid
- Ear warnings
- Warning on hyperventilation

A THOROUGH PRE-DIVE BRIEF IS ESSENTIAL TO A CONTROLLED STUDENT DIVE

Copyright © AUSI Pty Ltd October 2005

To waterproof, photocopy, fold in half, trim and laminate

..

Section 4B: AUSI Snorkelling Teaching Guidelines

SNORKEL GUIDE incorporating SNORKEL SWIMMING INSTRUCTOR – August 2009

This version, **August 2009 (0809),** replaces AUSI Snorkel Swimming Instructor Teaching Guidelines - October 2005 (1005)

COURSE PLANNING 1

PROFESSIONAL DEVELOPMENT 4

COURSE ASSESSMENT GUIDELINES 8

DETERMINING RESULTS 10

REGISTRATION PROCEDURES 10

COURSE MATERIALS 11

- **AUSI PROFESSIONAL TRAINING PROGRAM APPLICATION FORM**
- **AUSI PROFESSIONAL TRAINING APPLICATION FORM**
- **AUSI MEDICAL HISTORY FORM**
- **AUSI SNORKEL GUIDE TRAINING RECORD**
- **AUSI SNORKEL GUIDE THEORY TEST**
- **AUSI SNORKEL GUIDE THEORY TEST – Answer Sheet**
- **AUSI SNORKEL GUIDE THEORY TEST – Answer Template**
- **AUSI SNORKEL GUIDE CUE CARD**

Copyright © 2009 AUSI Pty Ltd ACN 062 887 969

Copyright © 2009 AUSI Pty Ltd ACN 062 887 969

COURSE PLANNING

Overview

The AUSI Snorkel Guide Training Program includes training and assessment for both AUSI Snorkel Swimming Instructor and AUSI Snorkel Guide awards, where training and assessment covers the following areas:

1. Theory Knowledge,
2. Snorkelling Skills, and
3. Dive Leadership.

The AUSI Snorkel Swimming Instructor award, day one of the course, is designed to upgrade other related vocational trainers such as outdoor education teachers, swimming instructors and lifesavers, where successful candidates can:

1. Conduct AUSI Snorkel Swimming programs in a pool,
2. Conduct AUSI Snorkel Swimming programs in sheltered water under the supervision of an AUSI Snorkel Guide or higher, and
3. Act as a lookout for snorkelling activities in open water under the supervision of an AUSI Snorkel water unsupervised and supervise snorkel swimmers in open water under the supervision of an AUSI Snorkel Guide or higher, and

The AUSI Snorkel Guide, the complete course plus professional internship, is designed for people employed in the dive industry wishing to supervise and guide snorkelling activities, where successful candidates can:

1. Conduct AUSI Snorkel Swimming programs,
2. Act as a guide for uncertified snorkel divers in open water, and
3. Supervise snorkelling activities in open water.

Note: The AUSI Snorkel Guide course meets the requirements of National Training Framework – SROSNK002A.

Training can be conducted either:

1. As an "in-facility" program where the training and assessment phases are conducted over any time frame that satisfies both the AUSI Snorkel Diver Instructor conducting the training course and the candidate.
   In-facility programs require that the AUSI Snorkel Diver Instructor conducting the training submit an *AUSI Professional Training Program Application Form* to AUSI Head Office 30 days prior to the proposed commencement date, **or**
2. As a one-day AUSI Training Program which includes training and assessment.
   To avoid duplication of such programs in any one region AUSI Snorkel Swimming Instructor Training Programs must have AUSI Head Office approval. To gain approval the AUSI Snorkel Diver Instructor conducting the training course must submit an *AUSI Instructor Training Program Application Form* to AUSI Head Office at least 60 days in advance.

Prerequisites

Prior to participating on an AUSI Snorkel Guide Training Program candidates are required to meet the AUSI Snorkel Swimming Instructor course prerequisites, which are:

1. Be at least 16 years of age for participation on the course and must be 18 years of age for full certification,
2. Be certified medically fit to supervise snorkellers by a medical practitioner,
3. Be able to swim 200 metres (220yds) unaided in no more than five minutes and then immediately stay afloat for at least 10 minutes,
4. Have a current work place first aid certificate or approved equivalent,
5. Have a current CPR certificate or approved equivalent,
6. Have a current oxygen provider certificate or higher or approved equivalent
7. Have submitted a completed AUSI Professional Training Application Form with appropriate fee to AUS Head Office prior to the commencement of training, and
8. Submit a completed AUSI Snorkel Guide Workbook.

Note: If the candidate is less than 18 years of age they can be certified either as an AUSI Assistant Snorkel Swimming Instructor or AUSI Assistant Snorkel Guide until they reach the age of 18 when they can upgrade subject to satisfactory retest of their personal diving skills including rescue techniques.

Copyright © 2009 AUSI Pty Ltd ACN 062 887 969

Instructor

The course can only be conducted by an AUSI Snorkel Diver Instructor or higher or endorsed AUSI Scuba Instructor, or approved equivalent.

Ratios

Classroom:	Must not exceed 12 candidates per instructor.
Pool:	Must not exceed 12 candidates per instructor.
Ocean:	Must not exceed 6 candidates per instructor.

Materials

During the course it is compulsory for the instructor to use the following:

1. **AUSI Snorkel Guide Course Notes** or relevant AUSI Course Notes,
2. **AUSI Snorkel Guide Workbook**,
3. *AUSI Medical History Form*, and
4. *AUSI Snorkel Guide Training Record*.

Items 1 & 2: Hard copy can be purchased from AUSI Head Office; in lieu of Item 1 the relevant AUSI Course Notes can be downloaded from www.ausi.com.au.
Items 3, & 4: Can be photocopied from the Course Materials section of the AUSI Instructor Manual.
All items: Can be downloaded from www.ausi.com.au however only registered instructors can download Items 3, & 4 as part of the AUSI Snorkel Guide Trainer Pack.

Equipment

Each instructor and candidate shall use the following equipment during all practical training and ocean diving throughout the course:

1. Mask, snorkel and fins,
2. Adequate exposure protection, and
3. If a neoprene exposure suit that provides significant positive buoyancy is not used then a buoyancy device that provides positive buoyancy at all times must be worn.

Copyright © 2009 AUSI Pty Ltd ACN 062 887 969

Suggested Timetable

The following is a suggested one-day course timetable, suggested presentation time in brackets:

Day One: (*Both AUSI Snorkel Swimming & AUSI Snorkel Guide candidates*)

0730 **Introduction** (Classroom - 30 minutes)

0800 **Snorkel Theory Knowledge Test & Review** (Classroom - 60 minutes)

1000 **Personal Skill Development & Rescue Skills** (Pool - 90 minutes)

1230 Lunch

1300 **Snorkel Skill Training** (Classroom - 60 minutes)

1400 **Practical Skill Training Assessment** (Pool - 90 minutes)

1600 **Professional Responsibilities** (Classroom - 60 minutes)

1730 **Debrief** (Classroom - 30 minutes)

End of AUSI Snorkel Swimming Instructor training and assessment.

Day Two: (*AUSI Snorkel Guide candidates only*)

0800 **Snorkelling Skills** (Ocean – 90 minutes)

1030 **Dive Leadership** (Classroom - 60 minutes)

1200 Lunch

1230 **Practical Dive Leadership** (Ocean - 120 minutes)

1600 **Debrief** (Classroom - 30 minutes)

Post-Course Internship: (*AUSI Snorkel Guide candidates only*)

Copyright © 2009 AUSI Pty Ltd ACN 062 887 969

PROFESSIONAL DEVELOPMENT

Introduction

The following materials are required for the Introduction Session:

1. **AUSI Snorkel Guide Course Notes,**
2. **AUSI Snorkel Guide Workbook,**
3. *AUSI Medical History Form*, and
4. *AUSI Snorkel Guide Training Record*.

During the introductory session, which must be done before any practical sessions are conducted, the instructor is required to do the following:

1. Have student complete the *AUSI Medical History Form* or approved equivalent and check carefully,
2. Sight evidence that the candidate meets all the prerequisites for the course,
3. Check that the candidate meets the prerequisites and record on the *AUSI Snorkel Guide Training Record,*
4. Explain the AUSI Pathway and where the current course fits in,
5. Explain the structure of the AUSI Snorkel Guide Course,
6. Explain assessment procedures,
7. Discuss the timetable for the course,
8. Explain certification requirements, and
9. Explain the requirements for Annual Renewal.

The recommended text for those students wishing to do further reading is:

Recreational Scuba Diving – Sinclair & Kenley.

This text is available from AUSI Head Office.

Copyright © 2009 AUSI Pty Ltd ACN 062 887 969

Theory Sessions

The AUSI Snorkel Guide course consists of four instructor development sessions with lesson reviews. These sessions should be conducted in accordance with the Classroom Presentation section of the **AUSI Instructor Course Notes**.

The topics covered are listed below:

Session 1: Theoretical Aspects of Snorkelling – Test and Review

- Equipment
- Basic Physics
- Ears & Diving
- Buoyancy
- Diving Gases
- Hyperventilation
- The Buddy System
- Hand Signals
- Safety Rules
- Understanding Water Movement
- Emergency Procedures
- Boat Diving
- Hunting & Spear fishing
- Free Diving
- Law & Environment
- Medical Considerations
- Basic First Aid
- Exposure
- Ear Injuries
- Potentially Dangerous Marine Animals

Session 2: Snorkel Skill Training

- Planning skills training
- Conducting Skills Training

Session 3: Professional Responsibilities

- Professional Obligations
- Legal Aspects
- Participant Screening

Session 4: Dive Leadership

- Planning Ocean Dives
- Conducting Ocean Dives
- Incident Management
- Accident Management

Students must have their own current edition of the **AUSI Snorkel Guide Course Notes** or relevant AUSI Course Notes and the **AUSI Snorkel Guide Workbook.**

The *AUSI Snorkel Guide Training Record* is to be updated at the end of every session.

Note: Certification will not be issued until the candidate has satisfactorily completed the theory reviews contained in the **AUSI Snorkel Guide Workbook.**

Copyright © 2009 AUSI Pty Ltd ACN 062 887 969

Practical Sessions

The AUSI Snorkel Guide course consists of two practical sessions. These sessions should be conducted in a pool or enclosed water in accordance with the Practical Presentation section of the **AUSI Instructor Course Notes**.

The skills covered are listed below:

Session 1: Personal Skill Development - Pool

Equipment Handing

1. Mask – defogging, fitting, clearing
2. Snorkel – fitting, clearing
3. Fins – fitting and usage
4. Buoyancy devices – fitting and usage

Entries & Exits

1. Shallow water entry
2. Step entry
3. Backward roll entry
4. Pool exit
5. Ladder exit
6. Boat exit

Snorkelling Skills

1. Snorkel clearing
2. Finning techniques
3. Mask Clearing
4. Snorkel diving

Fitness Tests

1. 200m (220yd) swim in no more than five minutes
2. 10 minute tread
3. 3m (10ft) snorkel dive
4. 25m (30yd) underwater snorkel swim
5. 800m (880yd) surface snorkel swim in 15 minutes or less

Session 2: Rescue Skills - Pool

1. Entanglement
2. Cramp
3. Asthma management
4. Tired swimmer tows (10 metres)
5. Panicking swimmer
6. Recover an unconscious diver from 3m (10ft)
7. Unconscious swimmer surface tow & egress

Session 3: Teaching Skills - Pool

1. Teaching skills
2. Group control
3. Scenarios

Note: Refer to the AUIS Snorkel Diver Teaching Guidelines for the teaching details of each skill.

Copyright © 2009 AUSI Pty Ltd ACN 062 887 969

Ocean Sessions

The AUSI Snorkel Guide course consists of two ocean sessions. These sessions should be conducted in sheltered or open water in accordance with the Ocean Dive Leadership section of the **AUSI Instructor Course Notes**.

The topics covered are listed below:

Session 1: Snorkel Skills - Ocean

1. Remove mask, breathe for a minimum of 30 seconds then replace mask
2. Flood and clear mask underwater in one breath
3. Clear snorkel using two methods
4. Remove and replace fins on surface
5. Swim horizontally underwater on one breath a distance of 15m (17yds)
6. Demonstrate correct buoyancy on surface with BC deflated
7. On surface remove and replace weight belt
8. Snorkel dive to at least three metres (10ft) and retrieve an object (see note)
9. Swim 200m (220yds) on snorkel while demonstrating full submergence and snorkel clearing techniques
10. Demonstrate cramp removal
11. Demonstrate two tired swimmer tows over a distance of 25 m (30yds).
12. Recover an unconscious diver from 3m (10ft)

Note: The level of certification is determined by the candidate's snorkel diving ability:
Level I – at least 3m (10ft), **Level II** – at least 6m (20ft) and **Level III** – 9m (30ft).

Session 2: Dive Leadership - Ocean

1. Plan and organise a snorkel excursion including equipment requirements
2. Conduct a dive brief
3. Lead a snorkel dive
4. Complete post dive procedures

Internship (AUSI Snorkel Guides only)

The purpose of the trainee internship is to provide the candidate with a detailed overview of the running and management of a snorkel diving business in actual operation.
During the internship, supervising instructors are to ensure that the candidate attends all sessions and is given meaningful explanations.
The candidate must:

1. Satisfactorily complete three days assisting a snorkel dive operation where areas of involvement should include:
   a. Vessel operations & organisation,
   b. Dive site selection & location,
   c. Manifest management,
   d. Gear stowage,
   e. Dive briefing,
   f. Lookout duties, and
   g. Diver entry & egress, and
2. Satisfactorily complete four dive leadership exercises on at least three different dive sites for a minimum of 12 snorkellers.

Copyright © 2009 AUSI Pty Ltd ACN 062 887 969

COURSE ASSESSMENT GUIDELINES

AUSI SNORKEL GUIDE

Assessment for the AUSI Snorkel Guide award is based on satisfactory participation in all aspects of the course, satisfactory assessments and completion of a professional internship.

The following areas must be completed in order to achieve a successful outcome and certification:

1. Theory Knowledge,
2. Practical Skills,
3. Fitness Tests,
4. Dive Leadership, and
5. Ocean Skills.

All assessment records must be kept in the candidate's course file and all final results summarised on the *AUSI Snorkel Guide Training Record*.

Theory Knowledge

1. The candidate must attend each Instructor Development sessions,
2. Pass the AUSI Snorkel Guide Theory Test, minimum mark 80%, and
3. Complete the **AUSI Snorkel Guide Workbook.**

Practical Skills

1. The candidate must attend all practical sessions, and
2. Be actively involved to the satisfaction of the AUSI Snorkel Instructor conducting the course

Fitness Tests

During the course the candidate must:

1. Swim, without the use of aids, 200 metres (220yds) in no more than five minutes then immediately stay afloat for no less than 10 minutes
2. Snorkel dive and retrieve an object from a depth of no less than three metres (10ft) and no deeper than 12 metres (40ft)
3. Swim underwater a distance of 25 metres (30yds) on one breath.
4. Surface snorkel swim 800m (880yds) in no less than 15 minutes (AUSI Snorkel Guide candidates only)

NOTE: These tests can be done in a suitable swimming pool.

Ocean Skills

During the course the candidate must:

1. Satisfactorily complete all skills as listed on page 7, and
2. Complete a "Certification Snorkel Dive".

Dive Leadership

During the course the candidate must:

1. Participate in at least one complete dive leadership exercise and be directly assessed in at least one of the key elements as listed on page 7.

Copyright © 2009 AUSI Pty Ltd ACN 062 887 969

AUSI SNORKEL SWIMMING INSTRUCTOR

Assessment for the AUSI Snorkel Swimming Instructor award is based on satisfactory participation in all aspects of day one of the course.

The following areas must be completed in order to achieve a successful outcome and certification:

1. Theory Knowledge,
2. Practical Skills, and
3. Fitness Tests.

All assessment records must be kept in the candidate's course file and all final results summarised on the *AUSI Snorkel Guide Training Record*.

Theory Knowledge

1. The candidate must attend each Instructor Development sessions,
2. Pass the AUSI Snorkel Guide Theory Test, minimum mark 80%, and
3. Complete the **AUSI Snorkel Guide Workbook.**

Practical Skills

1. The candidate must attend all practical sessions, and
2. Be actively involved to the satisfaction of the AUSI Snorkel Instructor conducting the course

Fitness Tests

During the course the candidate must:

1. Swim, without the use of aids, 200 metres (220yds) in no more than five minutes then immediately stay afloat for no less than 10 minutes
2. Snorkel dive and retrieve an object from a depth of no less than three metres (10ft) and no deeper than 12 metres (40ft)
3. Swim underwater a distance of 25 metres (30yds) on one breath.

Note: These tests can be done in a suitable swimming pool.

Copyright © 2009 AUSI Pty Ltd ACN 062 887 969

DETERMINING RESULTS

AUSI Snorkel Guide

The AUSI Snorkel Diving Instructor conducting the course is to review the candidates *AUSI Snorkel Guide Training Record* to determine an overall result based on the following criteria:

Pass
A pass is awarded when the candidate participated satisfactorily in each session on both days of the course, passed the fitness tests, completed the certification snorkel dive and the professional internship.

Note: AUSI Snorkel Swimming Instructor candidates are awarded a pass when the candidate participated satisfactorily in each of the Day One sessions and passed the fitness tests.

Provisional
Provisional status can only be awarded to a candidate who has attended every session but failed to complete the Fitness Tests.

The candidate shall be given a minimum of one week and a maximum of one month to complete a full retest of the fitness tests.

Fail
A candidate who does not attend every session is deemed to fail the course.

REGISTRATION PROCEDURES

At the conclusion of the course or when all certification requirements have been met, the AUSI Snorkel Diver Instructor who conducted the course is to forward the following to AUSI Head Office:

1. Completed *AUSI Snorkel Guide Training Record,* and

2. Completed **AUSI Snorkel Guide Workbook**,

AUSI Head Office will forward certification card and wall certificate to the candidate. These can be ordered prior to the course but can only be presented when the above items are satisfactorily completed.

Copyright © 2009 AUSI Pty Ltd ACN 062 887 969

AUSI SNORKEL GUIDE

COURSE MATERIALS

AUSI PROFESSIONAL TRAINING PROGRAM APPLICATION FORM

AUSI PROFESSIONAL TRAINING APPLICATION FORM

AUSI MEDICAL HISTORY FORM

AUSI SNORKEL GUIDE TRAINING RECORD

AUSI SNORKEL GUIDE THEORY TEST

AUSI SNORKEL GUIDE THEORY TEST – Answer Sheet

AUSI SNORKEL GUIDE THEORY TEST – Answer Template

AUSI SNORKEL GUIDE CUE CARD

Please photocopy the forms for use as necessary from this section of your AUSI Instructor Manual.
OR
Registered instructors can download an AUSI Snorkel Guide Trainer Pack from www.ausi.com.au.

Copyright © 2009 AUSI Pty Ltd ACN 062 887 969

..

Form 4 (0809) - AUSI PROFESSIONAL TRAINING PROGRAM APPLICATION FORM

Facility Name: _____

Address: _____

_____ **Postcode:** _____

Telephone: **Business:** _____ **Mobile:** _____

Facsimile: _____ **Private:** _____

E-mail: _____

Name of proposed Course Director: _____ **AUSI No.** _____

Names of proposed Staff Instructors: _____ **AUSI No** _____

_____ **AUSI No** _____

_____ **AUSI No** _____

_____ **AUSI No** _____

Type of Program:

AUSI Snorkel Swimmer Instructor	☐
AUSI Snorkel Guide	☐
AUSI Snorkel Diver Instructor	☐
AUSI Level I Scuba Instructor	☐
AUSI Level II Scuba Instructor	☐

Proposed format of program: Full time/Part time

Proposed number of candidates: ☐

If an independent AUSI Examiner is required, proposed examination dates: ☐

NOTE: *All candidates must pre-register with AUSI Head Office and pay appropriate fee prior to commencing course. Please use* ***Form 13 AUSI Professional Training Application Form (0809)***

Proposed location of program: _____

Other relevant information including proposed assistants:

_____

_____

_____

_____

_____

_____

To the best of my knowledge the above information is true and correct and I agree that my Facility will always abide by AUSI Standards, AUSI Procedures and AUSI Teaching Guidelines when conducting AUSI Programs.

Signed: _____ **Name:** _____

Date: _____

Photocopy for your records and forward completed form to AUSI Head Office at least 60 days prior to the commencement date of the program.

73 Silverdale Road, Eaglemont, Victoria 3084 AUSTRALIA E-mail: info@ausi.com.au

..

Form 13 (0809) - AUSI Professional Training Application Form

Name: _____ **Referred by:**

Address: _____

_____ **Postcode:** _____

Phone: _____ **Mobile:** _____

E-mail: _____ **Facsimile:** _____

Facility: _____ **Facility Phone:** _____

Course applied for:

Snorkel Swimming Instructor ☐
Snorkel Guide ☐
Snorkel Diver Instructor ☐
Scuba Instructor ☐ Level ☐

To be conducted by: _____

Date: _____

Current highest diving certification:

Agency _____
Level _____
Number _____
Date _____

Number of non-instructional scuba dives:

Total: ☐
Night: ☐
Deep: ☐ 30-40m (100-133')
Drift: ☐

The following MUST accompany this application form: (*Scanned documents can be sent by e-mail*)

Appropriate fee (see below – cheque made out to AUSI or credit card) ☐
Two passport photographs **OR** one electronic passport photograph to: info@ausi.com.au ☐
Copy of current highest diving certification ☐
Copy of current medical (Australian Scuba Professionals require AS/NZ 2299.1) ☐
Copy of current work place first aid or approved equivalent ☐
Copy of current CPR or approved equivalent ☐
Copy of current oxygen provider or approved equivalent ☐
Other relevant teaching, instructing or coaching qualifications ☐

AUSI Fees:	**AUD**		**Includes AUSI Membership to end of current year plus:**
Snorkel Swimming Instructor	$55	☐	Course Notes & Workbook
Snorkel Guide	$55	☐	Course Notes & Workbook
Snorkel Diver Instructor	$110	☐	Course Notes, Workbook & Training Record
Scuba Instructor	$880	☐	Course Notes, Workbook, Training Record & Examination

Credit Card Payment Type of Card: Visa ☐ MasterCard ☐ Bankcard ☐

Amount authorised _____ Card Number ☐☐☐☐☐☐☐☐☐☐☐☐☐☐☐☐

Card Holder _____ Signature _____ Exp. Date ___ / ___

Applicant's Declaration: I hereby declare that the information provided in this application is to the best of my knowledge true and correct and I agree to abide by AUSI Standards, AUSI Procedures and AUSI Teaching Guidelines when conducting AUSI Programs and I understand that materials I can download from www.ausi.com.au are protected by international copyright laws and that downloaded materials can only be used for my own personal use unless I have received written authorisation from AUSI Pty Ltd. I further acknowledge that I have read and agree to the terms and conditions as specified in the AUSI Open Licence agreement. I also understand that my personal information will not be passed on to any third party by AUSI without my express permission. I further declare that to the best of my knowledge I am not under any outstanding ethics complaint.

Applicant's signature: _____ Date: _____

Return completed form with relevant documentation and payment to:

73 Silverdale Road, Eaglemont, Victoria 3084 AUSTRALIA
E-mail: info@ausi.com.au

..

Form 1 (0708) - AUSI MEDICAL HISTORY FORM

This form is used for the assessment of potential problems for persons wishing to partake in AUSI Snorkel or AUSI Scuba programs. In the interest of your safety it is important that you give true, full and complete answers to all questions. Your instructor may advise you to have a full diving medical before diving or may recommend that you do not dive at all.

IMPORTANT: Do you understand that incorrect or misleading information can lead to serious injury resulting in permanent damage or death? YES ☐ NO ☐

A. PERSONAL DETAILS

Name _____ Date of Birth ___/___/___

Address _____

Contact Email: _____ Mobile: _____ Phone: _____

Sex : Male ☐ Female ☐ Occupation _____

Where did you hear about this course? _____

B. GENERAL INFORMATION

	YES	NO	
1. Are you a non-swimmer?	☐	☐	
2. Have you ever had trouble in water?	☐	☐	Details _____
3. Have you scuba dived previously?	☐	☐	Details _____
4. Are you in good health?	☐	☐	Details _____
5. Are you on any medication?	☐	☐	Details _____
6. Operations within the last six months?	☐	☐	Details _____
7. Is there a family history of heart disease?	☐	☐	Details _____
8. Do you have any disease or disability	☐	☐	Details _____
9. Do you smoke?	☐	☐	

Pack Years (Should be < 10)

Cigarettes per day ☐ Multipliy by years of smoking ☐ Divide by 20 = ☐

	YES	NO
10. Have you consumed alcohol or any other drugs within the last 24 hours?	☐	☐
11. Will you be flying or going to altitudes above 300m within 24 hours after your last scuba dive?	☐	☐

Do you suffer from, or have you ever suffered any of the following?

12. Ear problems when flying or diving	☐	☐	16. Migraine or severe headache	☐	☐
13. Ruptured eardrum	☐	☐	17. Depression, claustrophobia or panic attacks	☐	☐
14. Chronic ear discharge or infection	☐	☐	18. Back problems	☐	☐
15. Sea sickness	☐	☐	19. Recompression for a diving related illness	☐	☐

C. MEDICAL HISTORY - Do you suffer from, or have you ever suffered any of the following?

	YES	NO		YES	NO
1. Ear surgery (other than drainage)	☐	☐	11. Pneumothorax (collapsed lung)	☐	☐
2. Persistent ringing noises or deafness	☐	☐	12. Persistent fainting or blackouts	☐	☐
3. Persistent loss of balance	☐	☐	13. Head injury requiring hospitalisation	☐	☐
4. Persistent allergies affecting nose/sinuses	☐	☐	14. Epilepsy or fits	☐	☐
5. Persistent cough or coughing blood	☐	☐	15. Any brain or spinal disorder	☐	☐
6. Recurrent chest/lung infections/problems	☐	☐	16. Diabetes	☐	☐
7. Abnormal chest pain	☐	☐	17. Heart disease	☐	☐
8. Chest surgery (heart or lung)	☐	☐	18. High blood pressure	☐	☐
9. Abnormal shortness of breath	☐	☐	19. Pulse irregularities	☐	☐
10. Asthma, wheezing or use of a puffer	☐	☐	20. Are you pregnant. or trying to be pregnant?	☐	☐

D. DECLARATION

I certify that the above information is true and complete to the best of my knowledge and I hereby authorize Dr _____ Phone # _____ to supply medical information relevant to this course regarding me to my instructor in my own personal interest.

Student's signature _____ Date ___/___/___

Instructor's signature _____ Instructor #: _____

Copyright © 2008 AUSI Pty Ltd ACN 062 887 969

..

AUSI SNORKEL GUIDE & AUSI SNORKEL SWIMMING INSTRUCTOR TRAINING RECORD

Candidate's Name: _____ **Course No.:** _____

Course Director: _____ **AUSI No.:** _____

Course Location: _____ **Course Date:** _____

AUSI Facility: _____ **Facility No.:** _____

COURSE: **AUSI Snorkel Guide** ☐ **AUSI Snorkel Swimming Instructor** ☐

PREREQUISITES:

At least 16 years of age	Date of Birth	_____	
Medical Certificate	Date	_____	Doctor's Details _____
Work Place First Aid	Date	_____	Issued by _____
CPR Certificate	Date	_____	Issued by _____
Oxygen Provider Certificate	Date	_____	Issued by _____
Completed AUSI Workbook	Date	_____	

INSTRUCTOR DEVELOPMENT:	Date	Instructor's Name	AUSI No.
Theory Review (Test Mark) **%**			
Personal Skill Development (Pool)			
Rescue Skills			
Snorkel Skill Training (Classroom)			
Practical Skill Training Assessment (Pool)			
Professional Responsibilities			
Snorkelling Skills (Ocean)			
Dive Leadership (Classroom)			
Practical Dive Leadership (Ocean)			
PROFESSIONAL INTERNSHIP			

FITNESS TESTS:	Depth	Date	Assessor's Name & AUSI No.
200m (220yd) Swim & 10 min Float			
25m (30yd) Underwater Swim			
Snorkel Dive & Retrieve (3–5m/10–15ft)			
800m (880yd) Snorkel Surface Swim			
CERTIFICATION DUCK DIVE	m		

OVERALL RESULT: PASS/PROVISIONAL/FAIL _____ If Provisional, state conditions:

Course Director's Signature **Date**

AUSI CERTIFICATE OF COMPLETION

I _____ hereby state that the above record of my AUSI Snorkel Guide/AUSI Swimming Instructor training is true and correct.

Candidate's Name: _____ Signature: _____ Date: _____

REGISTRATION For AUSI Registration please forward the following to AUSI Head Office

Completed AUSI Snorkel Guide Training Record (this form) ☐

Completed AUSI Snorkel Guide & AUSI Snorkel Swimming Instructor Workbook ☐

73 Silverdale Road,
Eaglemont,
Victoria 3084
AUSTRALIA

Copyright © 2009 AUSI Pty Ltd ACN 062 887 969

Copyright © 2009 AUSI Pty Ltd ACN 062 887 969

AUSI SNORKEL GUIDE
THEORY TEST (0809)

DIRECTIONS

- Do not mark question sheet
- Write all answers on the answer sheet provided
- Write name, date and course number on answer sheet
- Answer all questions
- Keep written answers brief
- Choose the most correct answer for multiple choice questions
- Minimum score 80% (20/25) to pass

---

1 What is the total pressure on a diver at 15m?
a) 1.5 ATA
b) 1.6 ATA
c) 2.5 ATA
d) 2.6 ATA

2 The greatest volume change of a gas occurs in the depth range of:
a) 0–10m
b) 10–20m
c) 20–30m
d) 30–40m

3 The volume of a gas filled balloon during ascent will:
a) stay the same
b) increase
c) decrease

4 To avoid ear injuries on descent you should:
a) "Pop" your ears when pressure is felt
b) "Pop" your ears on the surface then continuously during descent
c) "Pop" your ears when pain is felt
d) use ear plugs

5 If you usually dive in the ocean, how much weight will you need for a fresh water dive?
a) the same
b) more
c) less

6 If you are having problems equalising your ears on descent it is best to:
a) descend until pain occurs then "pop" your ears
b) continue descending until pain goes away
c) immediately ascend to the surface and try again
d) try to equalise by blowing harder

7 More than how many deep breaths before a breath hold dive is considered to be dangerous hyperventilation?
a) 3
b) 4
c) 5
d) 6

8 What is the most common symptom of excess CO_2?
a) headache
b) dizziness
c) nausea
d) tingling
e) Salt Water Fever

9 When choosing a buddy the most important consideration is their:
a) equipment
b) training
c) age
d) interests

10 A tight fitting exposure suit coat can cause:
a) headache
b) nausea
c) panic
d) all of the above

11 A weight belt should:
a) never be ditched because they are too expensive
b) have a quick release buckle
c) be adjusted so that the diver is negatively buoyant
d) have loose ends tucked in

12 The buoyancy vest's primary function is to:
a) maintain neutral buoyancy at depth
b) provide positive buoyancy on the surface
c) assist in an emergency
d) all of the above

13 When treating an accident victim the first aider must give priority to:
a) giving alcohol
b) giving fluids by mouth
c) reassuring the victim
d) getting to a doctor quickly

14 List two key elements to controlling severe bleeding.

15 List two key elements to controlling envenomation.

16 Which of the following indicates mild hypothermia?
a) sweating
b) shivering
c) spasmodic shivering
d) muscle rigidity

17 If hypothermia is suspected, the best first aid while arranging for help is:
a) give alcohol
b) hot shower
c) cold shower
d) space blanket

18 What is the most accurate way of determining the rate of breaths when administering Rescue Breaths?
a) patients age
b) number of operators
c) rise and fall of patients chest
d) one breath every 5 seconds

19 List two sources of oxygen in an emergency.

20 What is your DES phone number?

21 Ringing in the ears may indicate:
a) inner ear rupture
b) ear drum rupture
c) middle ear squeeze
d) reverse ear squeeze

22 Upon reaching a shark attack or propeller victim you should:
a) control bleeding in water; get patient to shore; stop bleeding; treat for shock; and go directly to hospital
b) control bleeding in water; get patient to shore; stop bleeding; treat for shock; and send for an ambulance
c) get patient to shore and go directly to hospital
d) get patient to shore; clean wound; bandage; treat for shock; and send for an ambulance

23 The first aid for a suspected blue-ringed octopus bite is:
a) pressure immobilisation; Rescue Breaths if necessary
b) hot water; Rescue Breaths, if necessary
c) ligature to limb; CPR if necessary
d) wash wound in vinegar, CPR if necessary

24 Before removing tentacles, treating for shock and seeking medical aid, jellyfish stings are best treated by applying which of the following to the stung area?
a) vinegar
b) wet sand
c) methylated spirits
d) Condy's Crystals

25 Which of the following is important to your continued diving safety and enjoyment?
a) area orientation
b) further training
c) regular diving
d) all of the above

..

AUSI Snorkel Guide

Theory Test - Answer Sheet (0809)

NAME: _____ DATE: _____ COURSE NO.: _____

	A	B	C	D	
1					2
2					2
3					2
4					2
5					2
6					2
7					2
8					2
9					2
10					2
11					2
12					2
13					2
14					1
					1
15					1
					1
16					2
17					2
18					2
19					1
					1
20					2
21					2
22					2
23					2
24					2
25					2
	A	**B**	**C**	**D**	50

Total: ____

Minimum required (40)

STUDENT DECLARATION

I _____

hereby declare that I have discussed my incorrect answers with my instructor:

_____ # _____

and I now acknowledge my understanding in those areas.

Student's signature: _____

Intructor's signature: _____

..

AUSI Snorkel Guide

Theory Test - Answer Template (0809)

NAME: _____ DATE: _____ COURSE NO.: _____

	A	B	C	D	
1			O		2
2	O				2
3		O			2
4		O			2
5			O		2
6			O		2
7	O				2
8	O				2
9		O			2
10				O	2
11		O			2
12		O			2
13			O		2
14	**Pressure**				1
	Elevation				1
15	**Pressure**				1
	Immobilisation				1
16			O		2
17				O	2
18			O		2
19	**Any two sources**				1
					1
20	**1800 088 200**				2
21	O				2
22		O			2
23	O				2
24	O				2
25				O	2
	A	**B**	**C**	**D**	50

Total: ☐

Minimum required (40)

..

AUSI SNORKEL GUIDE CUE CARD

INTRODUCTION

- Welcome
- Define:
    - Snorkel Swimming
    - Snorkel Diving
    - Free Diving
- Explain certification requirements

FITNESS

- Medical:
    - High blood pressure
    - Heart disease
    - Asthma & lung complaints
    - Shortness of breath
    - Smoking
    - Epilepsy
    - Diabetes
    - Fainting & blackouts
- Swimming requirements

EQUIPMENT

- Mask
- Snorkel
- Fins
- Exposure suits
- Personal Floatation Devices

SAFETY RULES

- Buddy system
- Designated area
- Hand signals
- Ears
- Dangers of hyperventilation
- Marine Life
- Exposure
- Dehydration
- Entry & exit procedures

ERECT DIVE FLAG

MAINTAIN MANIFEST

Copyright © AUSI Pty Ltd May 2009

ALWAYS MAITAIN A PROPER LOOKOUT
AND SUPERVISE ONE ON ONE WHEN APPROPRIATE

To waterproof, photocopy, fold in half, trim and laminate

..

Section 4B: AUSI Snorkelling Teaching Guidelines

SNORKEL DIVER INSTRUCTOR – August 2009

This version, **August 2009 (0809),** replaces October 2005 (1005).

COURSE PLANNING 1

INSTRUCTOR DEVELOPMENT LECTURES 5

CANDIDATE PRESENTATIONS 7

ASSESSMENT GUIDELINES 10

RESULTS & DEBRIEF 13

REGISTRATION PROCEDURES 13

COURSE MATERIALS 15

- **AUSI PROFESSIONAL TRAINING PROGRAM APPLICATION FORM**
- **AUSI PROFESSIONAL TRAINING APPLICATION FORM**
- **AUSI MEDICAL HISTORY FORM**
- **AUSI SNORKEL DIVER INSTRUCTOR TRAINING RECORD**
- **AUSI SNORKEL DIVER INSTRUCTOR THEORY TEST**
- **AUSI SNORKEL DIVER INSTRUCTOR THEORY TEST ANSWER SHEET**
- **AUSI SNORKEL DIVER INSTRUCTOR THEORY TEST ANSWER TEMPLATE**
- **AUSI SNORKEL RESCUE ASSESSMENT FORM**
- **AUSI CLASSROOM PRESENTATION ASSESSMENT FORM**
- **AUSI PRACTICAL PRESENTATION ASSESSMENT FORM (Snorkel Diver Instructor)**
- **AUSI DIVE LEADERSHIP ASSESSMENT FORM (Snorkel Diver Instructor)**
- **AUSI CLASSROOM LESSON PLANNER**
- **AUSI SNORKEL DIVE LEADERSHIP CUE CARD**

Copyright © 2009 AUSI Pty Ltd ACN 062 887 969

Copyright © 2009 AUSI Pty Ltd ACN 062 887 969

COURSE PLANNING

The AUSI Snorkel Diver Instructor training course is designed to train the prospective instructor to the key areas of snorkel diver training, namely:

1. Theory Knowledge,
2. Skill Development,
3. Accident Management ie snorkel rescue and management reviews
4. Classroom Presentation,
5. Practical Skills Training
6. Dive Leadership, and
7. Student Assessment.

The AUSI Snorkel Diver Instructor is able to teach and certify AUSI Snorkel Diver, AUSI Snorkel Swimming Instructor and AUSI Snorkel Guide, and must demonstrate the appropriate skills and knowledge to do so by undergoing training and assessment.

The training process involves the following:

1. Instructor Development Lectures, and
2. Assessment on aspects of the AUSI Snorkel Diver course throughout training.

Before being certified as an AUSI Snorkel Diver Instructor, the candidate must complete both the training and assessment phases.

Training can be conducted either:

1. As an in-facility program where the training and assessment phases are conducted over any time frame that satisfies both the AUSI Snorkel Diver Instructor Trainer and the candidate.

   In-facility programs require that the AUSI Snorkel Diver Instructor Trainer submit an *AUSI Professional Training Program Application Form* to AUSI Head Office 60 days prior to the proposed commencement date.

   or

2. As five day full time AUSI Snorkel Diver Instructor Training Program which includes training and assessment. To avoid duplication of such programs in any one region AUSI Snorkel Diver Instructor Training Programs must have AUSI Head Office approval. To gain approval AUSI Snorkel Diver Instructor Trainer must submit an *AUSI Professional Training Program Application Form* to AUSI Head Office at least 60 days in advance.

Prerequisites

Prior to participating on an AUSI Snorkel Diver Instructor Training Program candidates are required to meet the AUSI Snorkel Diver Instructor course prerequisites, which are:

1. Be at least 18 years of age,
2. Be certified medically fit to snorkel dive by a medical practitioner,
3. Be able to swim 200 metres (220yds) unaided in no more than five minutes and then immediately stay afloat for at least 10 minutes,
4. Be a certified AUSI Snorkel Diver or approved equivalent,
5. Have a current work place first aid certificate or approved equivalent,
6. Have a current CPR certificate or approved equivalent,
7. Have a current oxygen provider certificate or higher or approved equivalent,
8. Show evidence of 25 snorkel dives in varying locations and conditions,
9. Have assisted on at least one AUSI Snorkel Diver course in the last twelve months or approved equivalent,
10. Have submitted completed AUSI Snorkel Diver Instructor Workbook, and
11. Have submitted a completed AUSI Professional Training Application Form with appropriate fee to AUS Head Office prior to the commencement of training.

Copyright © 2009 AUSI Pty Ltd ACN 062 887 969

Instructor

The course can only be conducted by an AUSI Snorkel Instructor Trainer or endorsed AUSI Level VII Scuba Instructor or higher or approved equivalent.

Ratios

Training ratios must not exceed eight candidates per instructor or 12 candidates with an AUSI Snorkel Diver Instructor as an assistant.

Materials

During the course it is compulsory for the instructor to use the following:

1. **AUSI Snorkel Diver Course Notes,**
2. **AUSI Instructor Course Notes,**
3. **AUSI Snorkel Diver Instructor Workbook,**
4. *AUSI Medical History Form,*
5. *AUSI Snorkel Diver Instructor Training Record,*
6. *AUSI Classroom Lesson Planner, and*
7. *AUSI Assessment Forms.*

Items 1, 2 & 3: Hard copy can be purchased from AUSI Head Office.

In lieu of Item 1: AUSI Snorkel Diver Course Notes and lesson reviews can be downloaded from www.ausi.com.au.

Items 4, 5, 6, & 7: Can be photocopied from the Course Materials section of the AUSI Instructor Manual.

All items: Can be downloaded from www.ausi.com.au however only registered instructors can download Items 3, 4, 5, 6, 7 & 8 as part of the AUSI Snorkel Diver Instructor Trainer Pack.

The recommended text, **Recreational Scuba Diving** by Sinclair and Kenley, is available from AUSI Head Office.

Equipment

Each instructor and candidate shall use the following equipment during all practical training and ocean diving throughout the course:

1. Mask, snorkel and fins,
2. Buoyancy control device with carbon dioxide emergency inflator designed to maintain the head above water surface when inflated,
3. Adequate exposure protection with appropriate quick release weight system,
4. Knife, and
5. Flotation device or devices, or platform capable of supporting all snorkellers must be used on all ocean dives.

Copyright © 2009 AUSI Pty Ltd ACN 062 887 969

Suggested Timetables

The following are suggested course timetables:

PART-TIME (DOUBLE WEEKEND) COURSE

Weekend One:

FRIDAY	19:30	Introduction including an overview of the AUSI Dive Management Flow Chart & the AUSI Scuba Accident Management Flow Chart
	20:30	**AUSI Philosophy**
SATURDAY	08:00	Personal Skill Development & Snorkel Rescues
	10:00	**Classroom Presentation**
	12:00	LUNCH
	13:00	Lesson Planning (Group exercise)
	15:00	Classroom Presentations
	18:00	DINNER
SUNDAY	08:00	**Practical Skills Training**
	10:00	Practical Skills Presentations
	12:00	LUNCH
	13:00	**Ocean Training Dives**
	1500	Practical Dive Leaderships (Group exercise)
	17:00	Debrief

Weekend Two:

FRIDAY	19:30	**Student Assessment & Certification**
	21:00	Classroom Presentations
SATURDAY	08:00	**Medical Aspects of Diving**
	10:00	Practical Skills Presentations
	12:00	LUNCH
	13:00	**Legal Aspects of Diving Instruction**
	14:00	Fitness Tests
	16:00	Theory Review
	18:00	DINNER
SUNDAY	08:00	Practical Dive Leaderships (Ocean)
	10:00	Theory Examination
	12:00	LUNCH
	13:00	Standards & Procedures Examination
	16:00	Results & Debrief

NOTE: Basic Seamanship and Basic Navigation (AUSI Scuba Modules 21 & 22) are to be completed by home study between weekends and the AUSI Snorkel Diver Instructor Trainer should conduct a brief review to clarify any questions.

Copyright © 2009 AUSI Pty Ltd ACN 062 887 969

FULL TIME (5 DAY) COURSE

Day One:

09:00 Introduction including an overview of the AUSI Dive Management Flow Chart & the AUSI Scuba Accident Management Flow Chart
10:00 **AUSI Philosophy**
12:00 LUNCH
13:00 Personal Skill Development & Snorkel Rescues
15:00 **Medical Aspects of Diving**
18:00 DINNER

Day Two:

08:00 **Classroom Presentation**
10:00 Lesson Planning (Group exercise)
12:00 LUNCH
13:00 Classroom Presentations
15:00 **Legal Aspects of Diving Instruction**
18:00 DINNER

Day Three:

08:00 **Practical Skills Training**
10:00 Practical Skills Presentations
12:00 LUNCH
13:00 **Ocean Training Dives**
15:00 Practical Dive Leaderships (Group exercise)
18:00 DINNER

Day Four:

08:00 **Student Assessment & Certification**
10:00 Practical Skills Presentations
12:00 LUNCH
13:00 Classroom Presentations
14:00 Fitness Tests
16:00 Theory Review
18:00 DINNER

Day Five:

08:00 Practical Dive Leaderships (Ocean)
10:00 Theory Examination
12:00 LUNCH
13:00 Standards & Procedures Examination Fitness Tests
1600 Results & Debrief

NOTE: Basic Seamanship and Basic Navigation (AUSI Scuba Modules 21 & 22) are to be completed by home study between weekends and the AUSI Snorkel Diver Instructor Trainer should conduct a brief review to clarify any questions.

Copyright © 2009 AUSI Pty Ltd ACN 062 887 969

INSTRUCTOR DEVELOPMENT LECTURES

Introduction

The following materials are required for the Introduction Session:

1. **AUSI Snorkel Diver Course Notes**,
2. **AUSI Instructor Course Notes**,
3. **AUSI Snorkel Diver Instructor Workbook**,
4. *AUSI Medical History Form,* and
5. *AUSI Snorkel Diver Instructor Training Record.*

During the introductory session, which must be done before any practical sessions are conducted, the instructor is required to do the following:

1. Have student complete the *AUSI Medical History Form* or approved equivalent and check carefully,
2. Sight evidence that the student meets all the prerequisites for the course,
3. Check that the candidate meets the prerequisites and record on the *AUSI Snorkel Diver Instructor Training Record,*
4. Explain the AUSI Pathway and where the current course fits in,
5. Explain the structure of the AUSI Snorkel Diver Instructor Course,
6. Explain assessment procedures,
7. Discuss the timetable for the course,
8. Explain the requirements for certification, and
9. Explain the Annual Renewal procedure.

The recommended text books for those students who wishing to do further reading are:

1. **Recreational Scuba Diving** – Sinclair & Kenley,
2. **Oxygen First Aid** - J.Lippmann,
3. **The DAN Emergency Handbook** - J.Lippmann & S.Bugg
4. **The Sport Diving Medical** – Parker,
5. **Scuba Safety In Australia** - Wilks, Knight & Lippmann, and
6. **Diving Medicine for Scuba Divers** - Edmonds, McKenzie & Thomas.

All texts are available from AUSI Head Office.

Copyright © 2009 AUSI Pty Ltd ACN 062 887 969

Theory Sessions

The AUSI Snorkel Diver Instructor course consists of seven Instructor Development Lectures with lesson reviews, three home study modules and a theory knowledge examination.

Instructor Development Lectures should be conducted in accordance with the Classroom Presentation section of the **AUSI Instructor Course Notes**.

The topics covered are listed below:

Instructor Development Lectures:

AUSI Philosophy

Classroom Presentations

Practical Skills Training

Ocean Training Dives

Student Assessment & Certification

Medical Aspects of Diving

Legal Aspects of Diving Instruction

Home Study Modules:

Basic Seamanship**

Basic Navigation**

** The AUSI Snorkel Diver Instructor Theory Examination is based on these topics.

Students must have their own current edition of the **AUSI Instructor Course Notes** and the **AUSI Snorkel Diver Instructor Workbook.**

After each theory session has been attended the student must complete the relevant lesson review found in the **AUSI Snorkel Diver Instructor Workbook**.

The *AUSI Snorkel Diver Instructor Training Record* is to be updated at the end of every theory session.

Copyright © 2009 AUSI Pty Ltd ACN 062 887 969

CANDIDATE PRESENTATIONS

The overall aim of the candidate presentations is to have the candidate teach all aspects of an AUSI Snorkel Diver course in sequence. During the lesson presentation candidates are to be assessed and Instructor Trainers are to ensure theory knowledge and teaching skills are discussed to enhance candidate knowledge and skill.

The candidate will use the AUSI Snorkel Diver Teaching Guidelines and the **AUSI Snorkel Diving Course Notes** as a guide to each lesson. Instructor Trainers are to give feedback to the candidates so they understand the level at which the each lesson is to be pitched when teaching the AUSI Snorkel Diving course.

Each presentation will be assessed using the relevant *AUSI Assessment Form* and these forms must be filed in the candidates course file.

There are three presentation aspects to be assessed:

1. Classroom Presentation,
2. Practical Skills Training Presentation, and
3. Dive Leadership.

Using the AUSI Assessment Forms

The *AUSI Assessment Forms* are designed to give a competency-based result ie either a pass or a fail result. However, a performance mark is also given to act as a guide to the candidate's performance.

Performance is rated according to the following criteria:

< 60	unsatisfactory
60-70	poor
71-80	average
81-90	good
> 90	excellent

For example, FAIL/83 means key elements were missed but the performance was good

PASS/67 means all key elements were present but the performance was poor.

When calculating the performance mark, deduct full value when a point is missed or even if a point was made but not strongly enough eg. if a candidate gives a reason to learn but it was not very good or not very convincing then it is scored as being given but no marks are allocated.

Where there are scuba specific points to be covered award the point and marks to the candidate.

Copyright © 2009 AUSI Pty Ltd ACN 062 887 969

Classroom Presentation

In the initial phase of instructor assessment it is best to have the candidate present micro lessons ie short 15-20 minute complete lessons on given topics eg Buoyancy.

The micro lesson must be carefully assessed using the *AUSI Classroom Presentation Assessment Form* with the assessing instructor carefully recording what they see and making any relevant comments. After completion of the presentation the assessing instructor must give the candidate carefully worded feedback on their performance. It is important that the feedback given to the candidate be as positive and constructive as possible while at the same time paying attention to the candidate's theory knowledge as well as presentation skills.

Candidates should be encouraged to use the AUSI Classroom Lesson Planner when planning and presenting presentations.

During the course Instructor Trainer's need to have the candidates, where possible, work through all the aspects of the **AUSI Snorkel Diver Course Notes** in sequence. Instructor Trainers need to provide feedback on the level of information candidates need to achieve and also help build on the candidate's theory knowledge.

If the audience used for the presentation is a manufactured audience ie not real students, then the audience must be briefed to behave and answer questions as real students would be expected to behave. Unruly behaviour and giving unreasonable answers is clearly unacceptable and only serves to unnecessarily upset the candidate.

Practical Skill Training Presentation

In the initial phase of instructor assessment it is best to have the candidate present micro lessons ie short 15-20 minute complete lessons on given skills eg Mask Clearing.

The micro lesson must be carefully assessed using the *AUSI Practical Presentation Assessment Form (Snorkel Diver Instructor)* with the assessing instructor carefully recording what they see and making any relevant comments. After completion of the presentation the assessing instructor must give the candidate carefully worded feedback on their performance. It is important that the feedback given to the candidate be as positive and constructive as possible while at the same time paying attention to the candidate's personal diving skills as well as presentation skills.

If the audience used for the presentation is a manufactured audience ie not real students then the audience must be briefed to behave and answer questions as real students would be expected to behave. Unruly behaviour and giving unreasonable answers is clearly unacceptable and only serves to unnecessarily upset the candidate.

In practical presentations the candidate must be given problems to solve. These problems must be problems that they would experience with real students and once a problem has been identified and solved then the lesson must be allowed to proceed as normal. It is also important not to overload the lesson with too many problems to solve, three or four problems per lesson is quite adequate.

Copyright © 2009 AUSI Pty Ltd ACN 062 887 969

Dive Leadership

The aim of the Dive Leadership exercises is to prepare the AUSI Snorkel Diver Instructor candidate for their final Dive Leadership Assessment. The candidate needs to understand the key elements of dive leadership, and the sequence. During their training the candidate will be exposed to at least four complete dive leadership exercises, which should reinforce the key elements and sequence and increasingly introduce potential student problems.

Each candidate must act as the instructor for at least one section during each exercise. Try to ensure that each candidate has been the leader for all sections of a dive leadership and leads the in-water phase on at least two of the exercises. The dive leadership exercise should be conducted with one of the candidates acting as the instructor at all times and at least two mock students which during the later sessions should include the Instructor Trainer. or an assistant, who must be a minimum of an AUSI Snorkel Diver Instructor.

During the first session use a pool or easy access dive site to allow as many repetitions of the dive leadership sequence as possible. Concentrate on developing the sequence and keep student problems simple and to a minimum.

The dive leadership exercise should be as realistic as possible with the mock students having realistic problems, no more than one or two per candidate that they have been briefed on by the Instructor Trainer, or assistant. An *AUSI Dive Leadership Assessment Form (Snorkel Diver Instructor)* must be used by the Instructor Trainer, or assistant, and should be discussed in detail during the debrief session.

The Instructor Trainer must ensure that no candidate is put into a potentially dangerous situation when performing as mock students with problems or as the dive leader. Only take the scenario to the point where the lesson can be learnt without endangering safety.

Where possible, it is ideal if each candidate performs the in-water section of the dive leadership as the instructor.

The candidates should use the **AUSI Snorkel Dive Leader Cue Card** to help ensure that the dive leadership includes all required components.

When conducting practice sessions have the candidates rotate through the following phases of the exercise:

1. General Brief & Equipment Organisation,
2. Arrival & Dive Brief,
3. Gear Up & Entry, and
4. During Dive, Descent & Ascents, On Surface, Exit & Dive End.

Once in the water have candidates, in turn, takeover on surface and perform surface control, final brief, descent, dive, ascent and surface control followed by a quick debrief while still in-water.

Copyright © 2009 AUSI Pty Ltd ACN 062 887 969

ASSESSMENT GUIDELINES

Assessment of an AUSI Snorkel Diver Instructor will be based on course results achieved in the following areas:

1. Classroom Presentation,
2. Practical Skill Training Presentation,
3. Dive Leadership,
4. Accident Management ie snorkel rescue and management reviews,
5. Snorkel Diving Theory Knowledge Examination,
6. AUSI Standards and Procedures Examination, and
7. Snorkel Diver Instructor Fitness Tests.

All assessment forms must be kept in the candidate's course file and all final results summarised on the *AUSI Snorkel Diver Instructor Training Record*.

Classroom Presentation

1. Candidate must present a minimum of two micro lessons, which must be different topics.
2. Assess using the *AUSI Classroom Presentation Assessment Form.*
3. Candidate must pass at least one presentation, where a pass is when the candidate scores the minimum required in the "must" column of the assessment form.

Practical Skills Training Presentation

1. Candidate must present a minimum of two micro lessons, which must be different topics.
2. Assess using the *AUSI Practical Presentation Assessment Form (Snorkel Diver Instructor).*
3. Candidate must pass at least one presentation, where a pass is when the candidate scores the minimum required in the "must" column of the assessment form.

Dive Leadership

1. Candidate must be involved with at least two different aspects of a dive leadership exercise including a full brief.
2. Assess using the *AUSI Dive Leadership Assessment Form (Snorkel Diver Instructor).*
3. Candidate must pass their brief section where the minimum mark required in the "must" column of the assessment form is achieved.

Copyright © 2009 AUSI Pty Ltd ACN 062 887 969

Accident Management

Snorkel Rescue

1. Candidate must present a pass standard during the course.
2. Assess using the *AUSI Snorkel Rescue Assessment Form*.
3. A pass is achieved when the candidate records a pass in two consecutive attempts.

Snorkel Diving Theory Knowledge Examination

1. This closed book examination is to be marked by the AUSI Snorkel Diver Instructor Trainer.

2. Minimum mark required for a pass is 80%.

3. All incorrect answers must be reviewed.

4. A retest must be conducted for candidates who score less than 75% and the retest cannot be conducted for at least 30 days and must be done within 90 days.

NOTE: The AUSI Snorkel Diver Instructor Trainer can at their discretion conduct an oral examination to clarify areas of the candidate's theory knowledge. If an oral examination is to be conducted an AUSI Snorkel Diver Instructor must witness it.

AUSI Standards & Procedures Examination

1. This open book examination is to be conducted at the conclusion of the AUSI Snorkel Instructor Course.

2. Minimum mark required for a pass is 80%.

3. All incorrect answers must be reviewed.

4. A retest must be conducted for candidates who score less than 75% and the retest cannot be conducted for at least 30 days and must be done within 90 days.

Fitness Tests

During the course the AUSI Snorkel Diver Instructor candidate must:

1. Swim, without the use of aids, 200 metres (220yds) in no more than five minutes then immediately stay afloat for no less than 10 minutes
2. Snorkel swim, while neutrally buoyant, 800 metres (880yds) in no more than 16 minutes
3. In the ocean, duck dive and retrieve an object from a depth of no less than six metres (20ft) and no more than 12 metres (40ft). This Certification Dive determines the level of certification, ie Level 1 - at least six metres (20ft), Level 2 - at least nine metres (30ft) and Level 3 - 12 metres (40ft).
4. In the ocean, in no less than two metres of water, swim underwater a distance of 25 metres (30yds) on one breath.

Copyright © 2009 AUSI Pty Ltd ACN 062 887 969

Internship

If the candidate has not previously done an internship with an AUSI Snorkel Diver Instructor then the candidate must sit in on an AUSI Snorkel Diver program.

The purpose of the trainee internship is to provide the candidate with a detailed overview of the running and management of a diving school in actual operation.

During the internship the supervising instructors are to ensure the candidate attends all sessions and is given meaningful explanations of the following:
1. Course programming,
2. Dive school organisation,
3. Dive site selection, and
4. Equipment stowage and repair procedures.

It is also very important to have the intern work with students and allow them an opportunity to give some small lesson presentations. Any lesson presentations must be assessed using the relevant AUSI Assessment Form which then must be placed in the trainees course file after an appropriate debrief on their performance.

Determining Results

The AUSI Snorkel Diver Instructor Trainer is to review the candidates *AUSI Snorkel Diver Instructor Training Record* to determine an overall result based on the following criteria:

Pass

A pass is awarded when the candidate achieves a pass in each of the following:
1. Classroom Presentation,
2. Practical Skill Training Presentation,
3. Dive Leadership,
4. Accident Management,
5. AUSI Snorkel Diving Theory Knowledge Examination,
6. AUSI Standards and Procedures Examination, and
7. Snorkel Diver Instructor Fitness Tests.

Provisional

Provisional status can only be awarded to a candidate when only one section is failed. The candidate will be given a minimum of 30 days and maximum of 60 days to complete a retest in that area.

Fail

When the candidate receives a fail in more than one area.

Copyright © 2009 AUSI Pty Ltd ACN 062 887 969

RESULTS & DEBRIEF

The results, in writing, must be handed to the candidate at the conclusion of the final examination phase of the course.

After handing out results, an individual debrief must be conducted with each candidate by the AUSI Snorkel Diver Instructor Trainer.

During the debrief strengths and weaknesses must be brought to the attention of the candidate.

The candidate must also be given an opportunity to review their file.

NOTE: The level of certification is determined by the Certification Dive, which can be upgraded at any time subject to another Certification Dive.

REGISTRATION PROCEDURES

At the conclusion of the course the AUSI **Snorkel Diver Instructor** Trainer is to forward the following to AUSI Head Office:

1. Candidates course file with all assessment forms and examinations,
2. Completed *AUSI Snorkel Diver Instructor Training Record,* and
3. Completed **AUSI Snorkel Diver Instructor Workbook.**

AUSI Head Office will forward certification card and wall certificate to the candidate. These can be ordered prior to the examination phase but can only be presented when the above items are satisfactorily completed.

Copyright © 2009 AUSI Pty Ltd ACN 062 887 969

Copyright © 2009 AUSI Pty Ltd ACN 062 887 969

AUSI SNORKEL DIVER INSTRUCTOR

COURSE MATERIALS

AUSI PROFESSIONAL TRAINING PROGRAM APPLICATION FORM

AUSI PROFESSIONAL TRAINING APPLICATION FORM

AUSI MEDICAL HISTORY FORM

AUSI SNORKEL DIVER INSTRUCTOR TRAINING RECORD

AUSI SNORKEL DIVER INSTRUCTOR THEORY TEST

AUSI SNORKEL DIVER INSTRUCTOR THEORY TEST ANSWER SHEET

AUSI SNORKEL DIVER INSTRUCTOR THEORY TEST ANSWER TEMPLATE

AUSI SNORKEL RESCUE ASSESSMENT FORM

AUSI CLASSROOM PRESENTATION ASSESSMENT FORM

AUSI PRACTICAL PRESENTATION ASSESSMENT FORM (Snorkel Diver Instructor)

AUSI DIVE LEADERSHIP ASSESSMENT FORM (Snorkel Diver Instructor)

AUSI CLASSROOM LESSON PLANNER

AUSI SNORKEL DIVE LEADERSHIP CUE CARD

Please photocopy the forms for use as necessary from this section of your AUSI Instructor Manual.
OR
Registered instructors can download an AUSI Snorkel Diver Instructor Trainer Pack from www.ausi.com.au.

Copyright © 2009 AUSI Pty Ltd ACN 062 887 969

Copyright © 2009 AUSI Pty Ltd ACN 062 887 969

Form 4 (0809) - AUSI PROFESSIONAL TRAINING PROGRAM APPLICATION FORM

Facility Name: _____

Address: _____

_____ **Postcode:** _____

Telephone: **Business:** _____ **Mobile:** _____

Facsimile: _____ **Private:** _____

E-mail: _____

Name of proposed Course Director: _____ **AUSI No.** _____

Names of proposed Staff Instructors: _____ **AUSI No** _____

_____ **AUSI No** _____

_____ **AUSI No** _____

_____ **AUSI No** _____

Type of Program:

AUSI Snorkel Swimmer Instructor	
AUSI Snorkel Guide	
AUSI Snorkel Diver Instructor	
AUSI Level I Scuba Instructor	
AUSI Level II Scuba Instructor	

Proposed format of program: Full time/Part time

Proposed number of candidates:

If an independent AUSI Examiner is required, proposed examination dates:

NOTE: *All candidates must pre-register with AUSI Head Office and pay appropriate fee prior to commencing course. Please use* ***Form 13 AUSI Professional Training Application Form (0809)***

Proposed location of program: _____

Other relevant information including proposed assistants:

_____

_____

_____

_____

_____

_____

To the best of my knowledge the above information is true and correct and I agree that my Facility will always abide by AUSI Standards, AUSI Procedures and AUSI Teaching Guidelines when conducting AUSI Programs.

Signed: _____ **Name:** _____

Date: _____

Photocopy for your records and forward completed form to AUSI Head Office at least 60 days prior to the commencement date of the program.

73 Silverdale Road, Eaglemont, Victoria 3084 AUSTRALIA E-mail: info@ausi.com.au

..

Form 13 (0809) - AUSI Professional Training Application Form

Name: _____ **Referred by:**

Address: _____

_____ **Postcode:** _____

Phone: _____ **Mobile:** _____

E-mail: _____ **Facsimile:** _____

Facility: _____ **Facility Phone:** _____

Course applied for:

Snorkel Swimming Instructor ☐
Snorkel Guide ☐
Snorkel Diver Instructor ☐
Scuba Instructor ☐ Level ☐

To be conducted by: _____

Date: _____

Current highest diving certification:

Agency _____
Level _____
Number _____
Date _____

Number of non-instructional scuba dives:

Total: ☐
Night: ☐
Deep: ☐ 30-40m (100-133')
Drift: ☐

The following MUST accompany this application form: (*Scanned documents can be sent by e-mail*)

Appropriate fee (see below – cheque made out to AUSI or credit card) ☐
Two passport photographs **OR** one electronic passport photograph to: info@ausi.com.au ☐
Copy of current highest diving certification ☐
Copy of current medical (Australian Scuba Professionals require AS/NZ 2299.1) ☐
Copy of current work place first aid or approved equivalent ☐
Copy of current CPR or approved equivalent ☐
Copy of current oxygen provider or approved equivalent ☐
Other relevant teaching, instructing or coaching qualifications ☐

AUSI Fees:	**AUD**		**Includes AUSI Membership to end of current year plus:**
Snorkel Swimming Instructor	$55	☐	Course Notes & Workbook
Snorkel Guide	$55	☐	Course Notes & Workbook
Snorkel Diver Instructor	$110	☐	Course Notes, Workbook & Training Record
Scuba Instructor	$880	☐	Course Notes, Workbook, Training Record & Examination

Credit Card Payment Type of Card: Visa ☐ MasterCard ☐ Bankcard ☐

Amount authorised _____ Card Number ☐☐☐☐☐☐☐☐☐☐☐☐☐☐☐☐

Card Holder _____ Signature _____ Exp. Date ___ / ___

Applicant's Declaration: I hereby declare that the information provided in this application is to the best of my knowledge true and correct and I agree to abide by AUSI Standards, AUSI Procedures and AUSI Teaching Guidelines when conducting AUSI Programs and I understand that materials I can download from www.ausi.com.au are protected by international copyright laws and that downloaded materials can only be used for my own personal use unless I have received written authorisation from AUSI Pty Ltd. I further acknowledge that I have read and agree to the terms and conditions as specified in the AUSI Open Licence agreement. I also understand that my personal information will not be passed on to any third party by AUSI without my express permission. I further declare that to the best of my knowledge I am not under any outstanding ethics complaint.

Applicant's signature: _____ Date: _____

Return completed form with relevant documentation and payment to:

73 Silverdale Road, Eaglemont, Victoria 3084 AUSTRALIA
E-mail: info@ausi.com.au

..

Form 1 (0708) - AUSI MEDICAL HISTORY FORM

This form is used for the assessment of potential problems for persons wishing to partake in AUSI Snorkel or AUSI Scuba programs. In the interest of your safety it is important that you give true, full and complete answers to all questions. Your instructor may advise you to have a full diving medical before diving or may recommend that you do not dive at all.

IMPORTANT: Do you understand that incorrect or misleading information can lead to serious injury resulting in permanent damage or death? YES ☐ NO ☐

A. PERSONAL DETAILS

Name _____ Date of Birth ___/___/___

Address _____

Contact Email: _____ Mobile: _____ Phone: _____

Sex : Male ☐ Female ☐ Occupation _____

Where did you hear about this course? _____

B. GENERAL INFORMATION

	YES	NO	
1. Are you a non-swimmer?	☐	☐	
2. Have you ever had trouble in water?	☐	☐	Details _____
3. Have you scuba dived previously?	☐	☐	Details _____
4. Are you in good health?	☐	☐	Details _____
5. Are you on any medication?	☐	☐	Details _____
6. Operations within the last six months?	☐	☐	Details _____
7. Is there a family history of heart disease?	☐	☐	Details _____
8. Do you have any disease or disability	☐	☐	Details _____
9. Do you smoke?	☐	☐	

Pack Years (Should be < 10)

Cigarettes per day ☐ Multipliy by years of smoking ☐ Divide by 20 = ☐

	YES	NO
10. Have you consumed alcohol or any other drugs within the last 24 hours?	☐	☐
11. Will you be flying or going to altitudes above 300m within 24 hours after your last scuba dive?	☐	☐

Do you suffer from, or have you ever suffered any of the following?

12. Ear problems when flying or diving	☐	☐	16. Migraine or severe headache	☐	☐
13. Ruptured eardrum	☐	☐	17. Depression, claustrophobia or panic attacks	☐	☐
14. Chronic ear discharge or infection	☐	☐	18. Back problems	☐	☐
15. Sea sickness	☐	☐	19. Recompression for a diving related illness	☐	☐

C. MEDICAL HISTORY - Do you suffer from, or have you ever suffered any of the following?

	YES	NO		YES	NO
1. Ear surgery (other than drainage)	☐	☐	11. Pneumothorax (collapsed lung)	☐	☐
2. Persistent ringing noises or deafness	☐	☐	12. Persistent fainting or blackouts	☐	☐
3. Persistent loss of balance	☐	☐	13. Head injury requiring hospitalisation	☐	☐
4. Persistent allergies affecting nose/sinuses	☐	☐	14. Epilepsy or fits	☐	☐
5. Persistent cough or coughing blood	☐	☐	15. Any brain or spinal disorder	☐	☐
6. Recurrent chest/lung infections/problems	☐	☐	16. Diabetes	☐	☐
7. Abnormal chest pain	☐	☐	17. Heart disease	☐	☐
8. Chest surgery (heart or lung)	☐	☐	18. High blood pressure	☐	☐
9. Abnormal shortness of breath	☐	☐	19. Pulse irregularities	☐	☐
10. Asthma, wheezing or use of a puffer	☐	☐	20. Are you pregnant. or trying to be pregnant?	☐	☐

D. DECLARATION

I certify that the above information is true and complete to the best of my knowledge and I hereby authorize Dr _____ Phone # _____ to supply medical information relevant to this course regarding me to my instructor in my own personal interest.

Student's signature _____ Date ___/___/___

Instructor's signature _____ Instructor #: _____

Copyright © 2008 AUSI Pty Ltd ACN 062 887 969

..

AUSI SNORKEL DIVER INSTRUCTOR TRAINING RECORD (1/2)

Candidate's Name: _____ **Course No.:** _____

Course Director: _____ **AUSI No.:** _____

Course Location: _____ **Course Date:** _____

AUSI Facility: _____ **Facility No.:** _____

PREREQUISITES

At least 18 years of age	Date of Birth			
Medical Certificate	Date		Doctor's Details	
Certified Snorkel Diver	Cert. No.		Issued by	
Work Place First Aid	Date		Issued by	
CPR Certificate	Date		Issued by	
Oxygen Provider Certificate	Date		Issued by	
Evidence of at least 25 snorkel dives	Date sighted		Instructor / AUSI #	
Internship	Date		Details	

INSTRUCTOR DEVELOPMENT LECTURES

	Date	Instructor's Name & Number
AUSI Philosophy		
Classroom Presentations		
Practical Skills Training		
Ocean Training Dives		
Student Assessment		
Medical Aspects		
Legal Aspects		

Comments

CLASSROOM PRESENTATIONS

Date	Topic	Result	Mark	Assessor's Name / No.

PRACTICAL SKILLS TRAINING PRESENTATIONS

Date	Topic	Result	Mark	Assessor's Name / No.

DIVE LEADERSHIP PRESENTATIONS

Date	Dive Site	Result	Mark	Assessor's Name / No.

SNORKEL RESCUE

Date	Location	Result	Mark	Assessor's Name / No.

Copyright © 2009 AUSI Pty Ltd ACN 062 887 969

AUSI SNORKEL DIVER INSTRUCTOR TRAINING RECORD (2/2)

Candidate's Name: _____ **Course No.:** _____

FITNESS TESTS

	Date	Depth	Assessor's Name / No.
200 m (220yd) Swim & 10 min Float			
800 m (880yd) Snorkel Swim in 16 minutes			
25 m (30yd) Underwater Swim			
Certification Dive			

COURSE RESULTS

		Mark	Result
Teaching Skills	Classroom Presentations		
	Practical Skills Training Presentation		
	Dive Leadership		
Rescue			
Snorkel Diving Theory Knowledge Examination			
AUSI Standards and Procedures Examination			
Fitness Tests			
Certification Dive	Depth Achieved		
Boating & Navigation Lesson Reviews			

Comments

OVERALL RESULT PASS/PROVISIONAL/FAIL _____ Level of certification _____

If Provisional, state conditions _____

Course Director's Name _____ **AUSI No.** _____

Course Director's Signature _____ **Date** _____

AUSI SNORKEL DIVER INSTRUCTOR CERTIFICATE OF COMPLETION

I _____ on this day _____ hereby state that the above record of my AUSI Snorkel Instructor training is correct.

Candidate's Name: _____ Signature: _____ Date: _____

REGISTRATION For Candidate Registration please forward the following to AUSI Head Office

Completed AUSI Snorkel Instructor Workbook	
Completed AUSI Snorkel Diver Instructor Training Record (this form)	
All course AUSI Assessment Forms and Examination Papers	

AUSI
73 Silverdale Road
Eaglemont Victoria 3084
AUSTRALIA

Copyright © 2009 AUSI Pty Ltd ACN 062 887 969

AUSI SNORKEL DIVER INSTRUCTOR

THEORY KNOWLEDGE EXAMINATION

Time allowed: One (1) hour

Question Paper
(1007)

Please do not write on this question document, an answer sheet will be provided.

01 At what level is a scuba diver allowed to scuba dive independently of a scuba instructor?

A AUSI Scuba Experience

B AUSI Scuba Adventure

C AUSI Level I Scuba Diver

D AUSI Level II Scuba Diver

02 What is the total pressure on a diver at 15m?

A 1.5 ATA

B 1.6 ATA

C 2.5 ATA

D 2.6 ATA

03 The greatest volume change of a gas occurs in the depth range of:

A 0–10m

B 10–20m

C 20–30m

D 30–40m

04 The volume of a gas filled balloon during ascent will:

A increase

B decrease

C stay the same

05 To avoid ear injuries on descent you should:

A "pop" your ears when pressure is felt

B "pop" your ears continuously

C "pop" your ears when pain is felt

D use ear plugs

06 If you usually dive in the ocean, how much weight will you need for a fresh water dive?

A the same

B more

C less

D does not matter

07 If you are having problems equalising your ears on descent it is best to:

A immediately ascend to the surface

B descend until pain occurs then "pop" your ears

C continue descending until pain goes away

D ascend a little and then try to "pop" your ears again

08 If a diver wearing a wet suit requires a 5kgm weight belt to achieve neutral buoyancy at the surface, what will be the diver's buoyancy at 10 metres?

A +ve 2.5kgm

B neutral

C -ve 2.5kgm

D -ve 5kgm

09 Moore than how many deep breaths before a breath hold dive is considered to be dangerous hyperventilation?

A 2

B 3

C 4

D 5

10 What is the most common symptom of excess CO_2?

A headache

B dizziness

C nausea

D tingling

11 When choosing a buddy the most important consideration is:

A their equipment

B their training

C their age

D their interests

12 Upon reaching the surface the first thing to do is:

A remove snorkel

B place mask on forehead

C signal OK to buddy

D inflate BC

13 A tight fitting exposure suit coat can cause

A headache

B nausea

C panic

D all of the above

14 A weight belt should:

A never be ditched because they are too expensive

B have a quick release buckle

C be adjusted so that the diver is negatively buoyant

D have loose ends tucked in

15 The buoyancy compensator's main function is to:

A provide positive buoyancy on the surface

B provide oxygen in an emergency

C assist in an emergency

D all of the above

16 When treating an accident victim the first aider must give priority to:

A giving alcohol

B giving fluids by mouth

C reassuring the victim

D getting to a doctor quickly

17 List 2 key elements to controlling severe bleeding.

18 List 2 key elements to controlling envenomation.

19 Which of the following indicates mild hypothermia?

A sweating

B shivering

C spasmodic shivering

D muscle rigidity

20 If hypothermia is suspected, the best first aid while arranging for help is:

A give alcohol

B hot shower

C cold shower

D car heater

21 What is the phone number for DES?

22 Ringing in the ears may indicate:

A Inner Ear Rupture

B Ear Drum Rupture

C Middle Ear Squeeze

D Reverse Ear Squeeze

23 Before removing tentacles, the stung area from jellyfish stings is best treated by applying?

A vinegar

B wet sand

C methylated spirits

D Condy's Crystals

24 Carotid Sinus Syndrome is caused by:

A high CO2 blood levels

B low CO2 blood levels

C pressure on the Frontal Sinus

D pressure on the Carotid Arteries

25 Which of the following is important for continued diving safety and enjoyment?

A area orientation

B further training

C regular diving

D all of the above

26 Area orientation is important:

A for all levels of training

B only after snorkel swimming training

C only if you are trained in the tropics

D only if you feel it is necessary

27 Over forceful equalisation can result in:

A Reverse Ear Squeeze

B Inner Ear Rupture

C Ear Drum Rupture

D Middle Ear Squeeze

28 When choosing a dive site the most important consideration is:

A the least experienced diver

B an alternate site

C state of the tides

D water clarity

29 Which of the following statements is correct?

A hyperventilation is ok because it extends breath holding capacity

B diving hand signals are standardised throughout the world

C hyperventilation does not extend available oxygen on a breath hold dive

D a dive flag is not necessary when diving under a jetty

30 If you are feeling mildly seasick it is best to:

A relax

B to get into the water but abort the dive if still feeling unwell

C move to the front of the boat

D move to the back of the boat

31 The buddy check should confirm that:

A the diver has appropriate training & experience

B the diver understands buddy's hand signals

C all snorkelling gear is in place and bc functions correctly

D all of the above

32 Which of the following statements is correct?

A divers may not approach within 100m of a whale

B an *Historic Ship Wreck* is any wreck older than 50 years

C touching things underwater is OK as long as gloves are worn

D snorkel divers can suffer from Decompression Illness

33 The best knot to tie a loop in the end of a rope is a:

A reef knot

B bowline

C clove hitch

D round turn and two half hitches

34 Objects underwater appear to be:

A larger and closer

B smaller and closer

C larger and further away

D smaller and further away

35 In Australia, medical oxygen cylinders are:

A black

B white

C black bottom with white top

D black top with white bottom

36 In a rigid gas filled container, as temperature increases:

A both pressure and volume increase

B pressure remains constant whilst volume increases

C pressure increases and volume remains constant

D both pressure and volume remain constant

37 If a balloon is filled with air to a volume of 6 litres at 30 m, then its volume at 10 m would become:

A 9 litres

B 12 litres

C 18 litres

D 24 litres

38 What is the partial pressure of nitrogen in air at 40 metres?

A 0.8 ATA

B 1.0 ATA

C 3.2 ATA

D 4.0 ATA

39 Diffusion is the principle of:

A transmission of pressure through a liquid

B compressibility of gases

C movement of gases from high to low concentration

D dissolving of gas into a liquid

40 Which of the following tides has the greatest tidal range?

A ebb tide

B flood tide

C neap tide

D spring tide

41 What does DR H ABCDEF stand for?

42 The correct hand position for CPR compressions is:

A top of the chest

B middle of the chest

C bottom third of chest

D bottom of chest

43 When administering CPR, the ratio of compressions to breaths is:

A 30:1

B 30:2

C 15:1

D 15:2

44 Gas exchange occurs in the:

A Trachea

B Bronchioles

C Alveoli

D all of the above

45 The substance that lines the alveolus is called:

A haemoglobin

B surfactant

C lymph

D plasma

46 The major factor controlling breathing rate is the:

A level of CO_2

B level of O_2

C pulse rate

D lung capacity

47 Most oxygen is carried around the body by:

A platelets

B red blood cells

C white blood cells

D plasma

48 Suspected carbon dioxide toxicity is best treated by:

A increasing breathing rate

B decreasing breathing rate

C taking deep breaths

D relaxing

49 A feeling of fullness in the ear after a dive most likely indicates:

A inner ear damage

B middle ear squeeze

C ear drum rupture

D water in the ear

50 Hyperventilation:

A increases O_2 and decreases CO_2 levels

B decreases O_2 and increases CO_2 levels

C increases O_2 and increases CO_2 levels

D has little or no effect on O_2 and decreases CO_2 levels

51 The priority for an apparently lost diver is to:

A recall all divers

B appoint a look out

C mark the spot where last seen

D call third party help

52 When suffering from a burn it is best to apply:

A butter

B antiseptic cream

C anaesthetic cream

D cold water

53 If bitten by a snake it is best to:

A apply a tourniquet

B cut wound and allow to bleed

C apply pressure bandage and immobilise limb

D take victim directly to hospital

54 If someone is choking and unable to breathe it is best to first:

A apply abdominal thrust

B apply back blows

C apply back blows

D apply lateral thrust

55 An apparently recovered near-drowned diver must be:

A put to bed and observed

B sent to hospital

C given 100% oxygen

D put to bed and given 100% oxygen

56 If struck by a sting ray, after removing any spine:

A immerse in hot water, apply anaesthetic, bandage wound, get an X-ray

B immerse in hot water, apply anaesthetic, bandage wound

C apply vinegar and anaesthetic, bandage wound

D apply vinegar, bandage wound, get an X-ray

57 The first aid for a suspected blue-ringed octopus bite is:

A pressure immobilisation; EAR if necessary

B hot water; EAR if necessary

C ligature to limb; CPR if necessary

D wash wound in vinegar, CPR if necessary

58 Upon reaching a shark attack or propeller victim and controlling bleeding you should

A control bleeding, and go directly to hospital

B control bleeding and send for ambulance

C control bleeding; treat for shock; and go directly to hospital

D control bleeding; treat for shock; and send for ambulance

59 Referring to the diagram on the answer sheet, match the following list of names with the correct number:

a. lung capillaries	f. vena cava
b. body capillaries	g. right atrium
c. pulmonary artery	h. left ventricle
d. pulmonary vein	i. pulmonary circulation
e. aorta	j. systemic circulation

60 Draw the International Code Flag A, indicate colours and briefly state what it means.

AUSI Snorkel Diver Instructor
Theory Test (1007) - Answer Sheet – Page 1

Name: _____ **Date:** _____ **Course No.:** _____

Time started: _____ **Time finished:** _____ **Time taken:** _____

CIRCLE CORRECT ANSWER - QUESTIONS HAVE ONLY ONE CORRECT ANSWER

1.	a.	b.	c.	d.	☐
2.	a.	b.	c.	d.	☐
3.	a.	b.	c.	d.	☐
4.	a.	b.	c.	d.	☐
5.	a.	b.	c.	d.	☐
6.	a.	b.	c.	d.	☐
7.	a.	b.	c.	d.	☐
8.	a.	b.	c.	d.	☐
9.	a.	b.	c.	d.	☐
10.	a.	b.	c.	d.	☐
11.	a.	b.	c.	d.	☐
12.	a.	b.	c.	d.	☐
13.	a.	b.	c.	d.	☐
14.	a.	b.	c.	d.	☐
15.	a.	b.	c.	d.	☐
16.	a.	b.	c.	d.	☐
17.	_____				☐
	_____				☐
18.	_____				☐
	_____				☐
19.	a.	b.	c.	d.	☐
20.	a.	b.	c.	d.	☐
21.	_____				☐
22.	a.	b.	c.	d.	☐
23.	a.	b.	c.	d.	☐
24.	a.	b.	c.	d.	☐
25.	a.	b.	c.	d.	☐
26.	a.	b.	c.	d.	☐
27.	a.	b.	c.	d.	☐
28.	a.	b.	c.	d.	☐
29.	a.	b.	c.	d.	☐
30.	a.	b.	c.	d.	☐
31	a.	b.	c.	d.	☐
32	a.	b.	c.	d.	☐
33	a.	b.	c.	d.	☐
34.	a.	b.	c.	d.	☐
35.	a.	b.	c.	d.	☐
36.	a.	b.	c.	d.	☐
37.	a.	b.	c.	d.	☐
38.	a.	b.	c.	d.	☐
39.	a.	b.	c.	d.	☐
40.	a.	b.	c.	d.	☐
41.	D.	_____			☐
	R.	_____			☐
	H.	_____			☐
	A.	_____			☐
	B.	_____			☐
	C.	_____			☐
	D.	_____			☐
	E.	_____			☐
	F.	_____			☐
42.	a.	b.	c.	d.	☐
43.	a.	b.	c.	d.	☐
44.	a.	b.	c.	d.	☐
45.	a.	b.	c.	d.	☐
46.	a.	b.	c.	d.	☐
47.	a.	b.	c.	d.	☐
48.	a.	b.	c.	d.	☐
49.	a.	b.	c.	d.	☐
50.	a.	b.	c.	d.	☐
51.	a.	b.	c.	d.	☐
52.	a.	b.	c.	d.	☐
53.	a.	b.	c.	d.	☐
54.	a.	b.	c.	d.	☐
55.	a.	b.	c.	d.	☐
56.	a.	b.	c.	d.	☐
57.	a.	b.	c.	d.	☐
58.	a.	b.	c.	d.	☐

Copyright © 2007 AUSI Pty Ltd

AUSI Snorkel Diver Instructor
Theory Test (1007) - Answer Sheet – Page 2

Name: _____ **Date:** _____ **Course No.:** _____

59.

a) ☐	**f)** ☐	☐☐
b) ☐	**g)** ☐	☐☐
c) ☐	**h)** ☐	☐☐
d) ☐	**i)** ☐	☐☐
e) ☐	**j)** ☐	☐☐

60. ☐

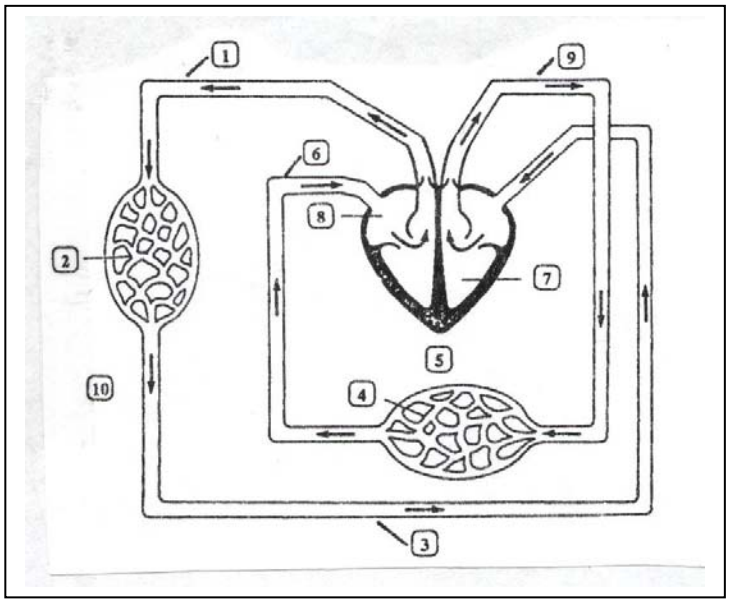

RESULT: **PASS / FAIL / RETEST (60 – 63)**

Number correct: _____ (Minimum allowed 64)

Percentage: Number correct divided by 80 multiplied by 100 = _____ %

Corrected by: _____ **AUSI Number:** _____

Note: Retest must be done between 14 and 30 days after original examination

Copyright © 2007 AUSI Pty Ltd

AUSI Snorkel Diver Instructor
Theory Test (1007) - Answer Template – Page 1

Name: _____ **Date:** _____ **Course No.:** _____

Time started: _____ **Time finished:** _____ **Time taken:** _____

CIRCLE CORRECT ANSWER - QUESTIONS HAVE ONLY ONE CORRECT ANSWER

1.				D		34.	A	
2.			C			35.		C
3.	A					36.		C
4.	A					37.		B
5.		B				38.				D
6.			C			39.		C
7.				D		40.	A	
8.			C			41.	D.	Danger
9.		B					R.	Response
10.	A						H.	Help
11.		B					A.	Airway
12.			C				B.	Breathing
13.				D			C.	Circulation
14.		B					D.	Defribrillation
15.	A						E.	Effect CPR
16.			C				F.	First Aid
17.	Pressure					42.		B	
	Elevation					43.		B	
18.	Pressure					44.			C	
	Immobilisation					45.		B	
19.			C			46.	A	
20.				D		47.		B	
21.	1800 088 200					48.			C	
22.	A					49.		B	
23.	A					50.				D
24.				D		51.			C	
25.				D		52.				D
26.	A					53.			C	
27.		B				54.	A	
28.	A					55.		B	
29.			C			56.	A	
30.		B				57.	A	
31				D		58.				D
32				D						
33		B								

Copyright © 2007 AUSI Pty Ltd

AUSI Snorkel Diver Instructor
Theory Test (1007) - Answer Template – Page 2

Name: _____ **Date:** _____ **Course No.:** _____

59.	**a)**	**2**	**f)**	**6**
	b)	**4**	**g)**	**8**
	c)	**1**	**h)**	**7**
	d)	**3**	**i)**	**10**
	e)	**9**	**j)**	**5**

60. **Shape & colour**
Definition

Dive Flag: Shape – white with blue swallowtails
Definition – boats stay 90m away or speed 5 Knots

Copyright © 2007 AUSI Pty Ltd

AUSI SNORKEL RESCUE ASSESSMENT FORM

Candidates Name: _____ **Date:** _____

Assessors Name: _____ **Instructor #:** _____

Site: _____ **Rescue #:** _____

Time Started: _____
Time Finished: _____
Time Taken: _____

INITIAL RESONSE	Must	Should	COMMENTS
Danger identified and removed	❑		
Stay calm		❑	
Call for assistance to stand by	❑		
Clear instructions given		❑	
Assign lookout		❑	
ENTRY & ON SURFACE			
Head-up entry	❑		
Head-up approach on surface	❑		
Efficient use of time	❑		
Descend directly over victim	❑		
UNDERWATER			
Secure patient	❑		
Ascend with patient	❑		
Neck extension during ascent	❑		
BEGINNING EAR			
Patient face-up on surface	❑		
Patient secured		❑	
Weight belts removed	❑		
BC's inflated		❑	
Masks removed	❑		
Airway extension	❑		
Sufficient height to achieve a good seal	❑		
5 full breaths	❑		
CONTINUING EAR			
Call for emergency services	❑		
Information adequate		❑	
Maintain EAR rate	❑		
Maintain nose seal	❑		
Remove own gear (if applicable)		❑	
Remove patients gear (if applicable)		❑	
Secure and tow patient (at least 25m)	❑		
EXIT			
Remove patient from water		❑	
Assess patient (DRABC)	❑		
Arrange for oxygen	❑		
POSSIBLE	21	9	
TOTALS			
MINIMUM REQUIRED	21	6	

WAS RESCUE EFFECTIVE? (NO = FAIL) - explain why!	❑

PASS / FAIL

GENERAL COMMENTS

Copyright © 2005 AUSI Pty Ltd

..

AUSI CLASSROOM PRESENTATION ASSESSMENT FORM

Candidates Name: _____ **Date:** _____

Assessors Name: _____ **Instructor #:** _____

Topic: _____ **Core: Y / N** **Lesson #:** _____

Time Started: _____
Time Finished: _____
Time Taken: _____
Time Allowed: _____

START	Must	Should	Value	Deduct	COMMENTS
Name - self		❑	1		
Name - students		❑	1		
SRF/Log Book		❑	1		
Lesson Review		❑	2		
INTRODUCTION					
Topic - verbal	❑		1		
Topic - written		❑	1		
Reason to learn	❑		4		
Scope - verbal	❑		4		
Scope - written		❑	1		
Start linked to prior learning		❑	3		
AIDS					
Whiteboard ❑ or OHP ❑ as major aid	❑		2		
Planned major aid		❑	3		
Effective use of major aid		❑	3		
Course notes used		❑	1		
Other aids used		❑	2		
Effective use of other aids		❑	3		
Not constantly talking to board		❑	1		
QUESTIONS					
Questions used	❑		4		
Feedback given		❑	2		
Relevant		❑	2		
Listening to answers		❑	3		
Not constantly answering own questions		❑	1		
Effective class involvement		❑	3		
CONTENT					
All essentials covered	❑		3		
Information is relevant		❑	2		
Logical sequence		❑	3		
Any new terminology explained		❑	1		
Correct use of terminology		❑	1		
Use of students previous knowledge		❑	3		
Adequate theory knowledge		❑	3		
GENERAL					
Voice clear	❑		2		
Eye contact		❑	1		
Good personal presentation		❑	2		
Enthusiastic		❑	3		
Organised		❑	2		
Own experiences used		❑	3		
Use of neutral language (eg no swearing or slang)		❑	2		
Correct spelling		❑	1		
No annoying tics or repetitive phrases		❑	2		
Class controlled	❑		4		
Classroom arrangement		❑	2		
No distractions in classroom		❑	1		
END					
Establish understanding	❑		4		
Restatement of main points	❑		4		
Effective conclusion		❑	2		

POSSIBLE	10	35		100
TOTALS				**PASS / FAIL**
MINIMUM REQUIRED	9	24		**SCORE**

WAS LESSON SAFE? (NO = FAIL) - explain why!	❑				

General Note: If one of the essential points is missed a pass can still awarded but the same point cannot be missed in any subsequent lessons. An UNSAFE lesson **MUST** fail!.

Copyright © AUSI Pty Ltd., October 2005

..

AUSI PRACTICAL PRESENTATION ASSESSMENT FORM
SNORKEL DIVER INSTRUCTOR

Candidates Name: _____ **Date:** _____

Assessors Name: _____ **Instructor #:** _____

Topic: _____ **Core: Y / N** **Lesson #:** _____

Time Started: _____
Time Finished: _____
Time Taken: _____
Time Allowed: _____

INTRODUCTION	Must	Should	Value	Deduct	Comments
Name - self		❑	1		
Name - students		❑	1		
Buddy pairs	❑		1		
Buddy checks	❑		1		
Instructor double check		❑	2		
Instructor's gear checked		❑	1		
Effective positioning		❑	2		
THE SKILL					
Name of skill		❑	1		
Any new terminology defined		❑	2		
Reason to learn skill	❑		3		
Teaching points in logical order		❑	3		
All crucial teaching points covered	❑		3		
DEMONSTRATION					
Demonstration of skill	❑		3		
Demonstration is correct		❑	3		
Demonstration is slow & clear		❑	2		
Restatement of teaching points		❑	2		
PRACTICE					
Surface practice		❑	2		
Underwater practice		❑	2		
First attempt observed		❑	3		
Corrections made		❑	3		
Repetition	❑		3		
Instructor observing practice		❑	3		
Problems identified & solved	❑		3		
Students kept busy		❑	3		
Debrief on practice		❑	3		
Debrief includes positive encouragement		❑	2		
Appropriate extension skills used		❑	2		
DESCENT & ASCENT PROCEDURES					
Clear instructions before descent		❑	3		
Warnings - ears	❑		3		
Correct descent procedure		❑	2		
Correct ascent procedure		❑	2		
GENERAL					
Voice clear	❑		3		
Class controlled	❑		3		
Masks on faces	❑		3		
Instructors equipment in good condition		❑	2		
Enthusiastic		❑	3		
Organised		❑	3		
Use of neutral language (eg no swearing or slang)		❑	2		
No annoying tics or repetitive phrases		❑	2		
Students involved using questions		❑	3		
Effective use of time		❑	3		
END					
Effective conclusion		❑	3		

	Must	Should		SCORE
POSSIBLE	11	31		100
TOTALS				
MINIMUM REQUIRED	10	20		

PASS / FAIL

WAS LESSON SAFE? (NO = FAIL) - explain why!	❑				

General Note: If one of the essential points is missed a pass can still awarded but the same point cannot be missed in any subsequent lessons. An UNSAFE lesson **MUST** fail!.

Copyright © AUSI Pty Ltd., October 2005

..

AUSI DIVE LEADERSHIP ASSESSMENT FORM (Pre Dive)
SNORKEL DIVER INSTRUCTOR

Candidates Name: _____ **Date:** _____

Assessors Name: _____ **Instructor #:** _____

Site: _____ **Type:** _____ **Dive #:** _____

Time Started: _____
Time Finished: _____
Time Taken: _____
Time Allowed: _____

GENERAL BRIEF	Must	Should	Value	Deduct	Comments
Introduction		❑	1		
Site description		❑	2		
Purpose		❑	2		
Equipment requirements		❑	1		
What equipment checks are to be done		❑	1		
Extra weight for ocean (if applicable)		❑	1		
Extra equipment (eg hat, sun screen, towel etc)		❑	1		
Check students health	❑		5		
Transportation & loading equipment		❑	1		
Directions to site		❑	1		
Time to meet		❑	1		
EQUIPMENT					
Equipment checks of students gear		❑	2		
Equipment checks of own gear		❑	2		
Appropriate spares (spares kit)		❑	2		
Appropriate emergency equipment	❑		5		
Flag/float	❑		5		
Appropriate additional equipment (eg reel, slate etc)		❑	2		
Extra weight for instructor		❑	1		
Equipment handled correctly	❑		5		
BOAT (if applicable)					
Introduce skipper		❑	1		
Boat brief	❑		5		
Fill in manifest	❑		5		
Safety equipment check	❑		5		
Check dive flag	❑		5		
Observe students for correct behaviour	❑		5		
ON ARRIVAL					
Check conditions are safe to dive	❑		5		
Help skipper if required		❑	2		
Dive platform readied (eg flag, ladders, lines etc)	❑		2		
DIVE BRIEF					
Brief given (see page 2)	❑				
GEARING UP					
Instructions given		❑	3		
Watching students		❑	5		
Buddy system employed		❑	5		
Buddy checks	❑		5		
Instructor checks - weight belt	❑		3		
Instructors equipment checked	❑		3		
POSSIBLE	15	21		100	
TOTALS					
MINIMUM REQUIRED	14	14			

PASS / FAIL

Copyright © AUSI Pty Ltd., October 2005

General Note: If one of the essential points is missed a pass can still awarded but the same point cannot be missed in any subsequent lessons. An UNSAFE lesson **MUST** fail!.

AUSI DIVE LEADERSHIP ASSESSMENT FORM (Dive Brief)
SNORKEL DIVER INSTRUCTOR

Candidates Name: _____ **Date:** _____

Assessors Name: _____ **Instructor #:** _____

Site: _____ **Type:** _____ **Dive #:** _____

Time Started: _____
Time Finished: _____
Time Taken: _____
Time Allowed: _____

INTRODUCTION	**Must**	**Should**	**Value**	**Deduct**	**Comments**
Site description & discuss conditions		❑	1		
Emergency facilities		❑	1		
Hazards ®	❑		5		
Purpose of dive		❑	2		
Buddy allocation	❑		2		
GEAR UP					
Gear up instructions (weight belt first)		❑	2		
Buddy system	❑		2		
Buddy checks	❑		2		
ON SURFACE					
Entry	❑		2		
Surface drill	❑		1		
Where to go	❑		2		
DESCENT					
Descent procedures ie one up, one down	❑		5		
Ears	❑		5		
DURING DIVE					
Skills		❑	2		
Swim direction		❑	2		
Position		❑	2		
Buddy system	❑		5		
ON SURFACE					
Surface drill	❑		2		
Exit		❑	1		
DIVE END					
Gear removal		❑	2		
Gear stowage		❑	2		
EMERGENCY PROCEDURES					
Lost buddy or instructor ®	❑		5		
Caught in current (if applicable) ®	❑		5		
Signals ®	❑		5		
Ear problems ®	❑		5		
POSSIBLE	15	10		70	
TOTALS					**PASS / FAIL**
MINIMUM REQUIRED	14	7			

Copyright © AUSI Pty Ltd., October 2005

® These points are not covered elsewhere in the dive leadership so they must be covered here!! All other “must” points can be picked up eleswhere.

AUSI DIVE LEADERSHIP ASSESSMENT FORM (The Dive)
SNORKEL DIVER INSTRUCTOR

Candidates Name: _____ **Date:** _____

Assessors Name: _____ **Instructor #:** _____

Site: _____ **Type:** _____ **Dive #:** _____

Time Started: _____
Time Finished: _____
Time Taken: _____
Time Allowed: _____

ENTRY & SURFACE	Must	Should	Value	Deduct	Comments
Safe and appropriate entry	❑		5		
Surface control - positive buoyancy	❑		5		
- masks on	❑		5		
- snorkel in mouth	❑		5		
- buddy pairs	❑		5		
- group controlled	❑		5		
Final brief - max depth	❑		5		
- lost buddy	❑		5		
- ears	❑		5		
DESCENT					
Pop ears	❑		5		
Group descent (instructor in control)	❑		5		
AT DEPTH					
Buddy system	❑		5		
Group control	❑		5		
Maintain interest		❑	5		
ON SURFACE					
Positive buoyancy	❑		5		
Masks on	❑		5		
Snorkel in mouth	❑		5		
Buddy pairs	❑		5		
Group controlled by instructor	❑		5		
Controlled exit		❑	5		

POSSIBLE	18	2		100
TOTALS				**PASS / FAIL**
MINIMUM REQUIRED	17	2		

SAFETY					
WERE ANY INCIDENTS CONTROLLED?	❑				
WAS SEPARATION PREVENTED?	❑				
WAS DIVE SAFE (explain why not)	❑				

The above three points are a must

Copyright © AUSI Pty Ltd., October 2005

AUSI DIVE LEADERSHIP ASSESSMENT FORM (Post Dive)

Candidates Name: _____ **Date:** _____

Assessors Name: _____ **Instructor #:** _____

Site: _____ **Type:** _____ **Dive #:** _____

Time Started: _____
Time Finished: _____
Time Taken: _____
Time Allowed: _____

REMOVAL & STOWAGE OF GEAR	Must	Should	Value	Deduct	Comments
Buddy system used for gear removal		❑	2		
Correct stowage		❑	2		
BOAT (if applicable)					
Dive sheet (manifest) completed	❑		3		
Dive platform packed up (eg flag, ladders, lines etc)		❑	2		
HEALTH					
Check OK	❑		5		
Observe		❑	2		
DEBRIEF					
Positive feedback		❑	3		
Correction of techniques	❑		5		
Discuss things seen		❑	2		
Paperwork (log book, student record folder)		❑	2		
End statement		❑	2		
POSSIBLE	3	8		30	
TOTALS					
MINIMUM REQUIRED	3	6			

Copyright © AUSI Pty Ltd., October 2005

TOTALS

		Must	Should	Value	
	POSSIBLE	15	21	100	
PRE DIVE	SCORE				PASS / FAIL
	MINIMUM REQUIRED	14	14		
	POSSIBLE	15	10	70	
DIVE BRIEF	SCORE				PASS / FAIL
	MINIMUM REQUIRED	14	7		
	POSSIBLE	21	2	100	
THE DIVE	SCORE				PASS / FAIL
	MINIMUM REQUIRED	20	2		
	POSSIBLE	3	8	30	
POST DIVE	SCORE				PASS / FAIL
	MINIMUM REQUIRED	3	6		
	POSSIBLE	54	41	300	
OVERALL TOTAL	SCORE				/ 3 = SCORE % PASS / FAIL
	MINIMUM REQUIRED	51	29		

GENERAL COMMENTS

Copyright © AUSI Pty Ltd., October 2005

9. ESTABLISH UNDERSTANDING

10. RESTATE IMPORTANT POINTS

11. END STATEMENT

Copyright © 2005 AUSI Pty Ltd

TOPIC

MATERIALS

AIMS

PRIOR KNOWLEDGE

==========

1. INTRODUCTIONS (SMILE & NAME ON BOARD)
2. PAPERWORK
3. LESSON REVIEW FOR PREVIOUS LESSON
4. TOPIC ON BOARD
5. REASON TO LEARN
6. SCOPE
7. START POINT

8. CONTENT AND BOARD PLAN

Copyright © 2005 AUSI Pty Ltd

AUSI Snorkel Dive Leadership Cue Card

GENERAL BRIEF
- Introduction
- Site description
- Purpose
- Equipment requirements
- What equipment checks are to be done
- Extra weight for ocean (if applicable)
- Extra equipment (hat, sun screen, towel)
- Check students health
- Transportation & loading equipment
- Directions to site
- Time to meet

EQUIPMENT
- Equipment checks of students gear
- Equipment checks of own gear
- Appropriate spares (spares kit)
- Appropriate emergency equipment
- Flag/float
- Appropriate additional equipment
- Extra weight for instructor
- Equipment handled correctly

Copyright © AUSI Pty Ltd 2005

BOAT (if applicable)
- Introduce skipper
- Boat brief
- Fill in manifest
- Safety equipment check
- Check dive flag
- Observe students for correct behaviour

ON ARRIVAL
- Check conditions are safe to dive
- Help skipper if required

Dive platform readied (flag, ladders, lines)

DIVE BRIEF
- Brief given (see other side)

GEARING UP
- Instructions given
- Watching students
- Buddy system employed
- Buddy checks
- Instructor checks - weight belt
- Instructors equipment checked

POST DIVE
- Manifest
- Well being of students
- Debrief

AUSI Snorkel Dive Brief Cue Card

INTRODUCTION
- Site description & discuss conditions
- Emergency facilities
- Hazards
- Purpose of dive
- Buddy allocation

GEAR UP
- Gear up instructions (weight belt first)
- Buddy system
- Buddy checks

ON SURFACE
- Entry
- Surface drill
- Where to go

DESCENT
- Descent procedures ie one up, one down
- Ears

DURING DIVE
- Skills
- Swim direction
- Position
- Buddy system

ON SURFACE
- Surface drill
- Exit

DIVE END
- Gear removal
- Gear stowage

EMERGENCY PROCEDURES
- Lost buddy or instructor
- Current
- Signals
- Ear problems

Copyright © AUSI Pty Ltd October 2005

To waterproof, photocopy, fold in half, trim and laminate

..

Section 5: AUSI Scuba

CONTENTS

Part 5AR: AUSI Recreational Scuba Standards

Part 5AV: AUSI Vocational Scuba Standards

Part 5B: AUSI Scuba Teaching Guidelines

Copyright © 2009 AUSI Pty Ltd ACN 062 887 969

Copyright © 2009 AUSI Pty Ltd ACN 062 887 969

Section 5AR: AUSI Recreational Scuba Standards

Record of change: This version is **April 2015 (0415)** replaces October 2011(1011)
October 2011 (1011) replaced July 2011 (0708)
July 2011 (0711) replaced November 2008 (1108)
November 2008 (1108) replaced July 2008 (0708)
July 2008 (0708) replaced October 2006 (1006)
October 2006 (1006) replaced May 2006 (0505)
May 2006 (0506) replaced October 2005 (1005)

Professional Standards moved to Section 5AV: AUSI Vocational Standards
– *deleted April 2015*

CONTENTS

AUSI SCUBA DIVER AWARDS

AUSI Scuba Experience (*Introduction to Scuba*) – ***November 2008*** 1
AUSI Scuba Adventure (*Introductory Scuba Dive/Resort Dive*) **– *April 2015*** 2
AUSI Level I Scuba Diver (*Supervised Scuba Diver*) **– *April 2015*** 3
AUSI Level II Scuba Diver (*International Open Water*) **– *October 2011*** 4
AUSI Level III Scuba Diver (*Advanced Open Water*) **– *July 2011*** 5
AUSI Level IV Scuba Diver (*Deep Diver*) **– *July 2008*** 6
AUSI Level V Scuba Diver (*Premier Diver*) **– *April 2015*** 7
AUSI Level VI Scuba Diver (*Master Diver*) **– *July 2008*** 8

AUSI SPECIALTY AWARDS

AUSI Scuba Area Orientation Program – ***April 2015*** 9
AUSI Scuba Refresher Program – *April 2015* 10
AUSI Rescue Diver – *July 2011* 11
Other AUSI Specialty Courses 12

Copyright © 2014 AUSI Pty Ltd ACN 062 887 969

This page is deliberately blank.

Copyright © 2014 AUSI Pty Ltd ACN 062 887 969

AUSI Scuba Experience (*Introduction to Scuba*)	
Date of implementation:	***1 November 2008***; supersedes July 2008.
International equivalent:	No equivalent.
Referenced standards:	No referenced standard.
Responsibilities:	The AUSI Scuba Experience program is designed to allow people to safely experience the pleasures of scuba diving on the surface or in shallow enclosed water. Whilst there is no formal qualification for this course a certificate of participation can be awarded.
Taught by:	AUSI Assistant Scuba Instructor or higher (see notes).
Prerequisites:	a. Be at least 8 years of age, b. Be medically fit to scuba dive; *use the AUSI Medical History Form or an approved equivalent,* see notes, and c. Have the ability to understand the concept of equalisation and the dangers of breath holding when using scuba.
Course content:	**Theory:** One informal session including the following: *Equalisation techniques; The dangers of breath holding on scuba; Dangers of sudden unconsciousness, Epilepsy and Asthma.* **Practical:** One informal session either: *A short experience in a swimming pool or sheltered water* ***NO DEEPER*** *than mid-chest level.* **or** *A short experience in the ocean in ideal conditions where participants* ***MUST STAY ON THE SURFACE AND BE POSITIVELY BUOYANT AT ALL TIMES.***
Ratios: (*with assistant, see notes)	**Pool:** 12:1. **Ocean**: 4:1 or *6:1 (ideal conditions).
Certification requirements:	There is no certification for this course.
Validity of training:	Training is not valid for any ongoing scuba diving.

Notes:

1. a. Do not allow anyone at risk of sudden unconsciousness, seizures or fitting to participate.
   b. Mild asthmatics (ie not currently on medication) can participate but must not descend and must have the dangers of asthma and diving fully explained to them.
2. Assistants can only be used by AUSI Level II Scuba Instructors or higher and must be certified an AUSI Assistant Scuba Instructor or higher or approved equivalent.

Copyright © AUSI Pty Ltd (ACN 062 887 969) October 2014

AUSI Scuba Adventure (*Introductory Scuba Dive/Resort Dive*)			
Date of implementation:	***1 April 2015***; supersedes July 2011.		
International equivalent:	Resort Scuba Dive.		
Referenced standards:	ISO 2280102.		
Responsibilities:	Allows a participant to safely experience an introductory scuba dive in the ocean with direct vertical access to the surface to a maximum depth of nine metres (30') during daylight hours in ideal conditions while under direct supervision of a scuba instructor. The program can be conducted either as a Resort Dive or as Module One of the AUSI Level I or Level II Scuba Diver course. *(See relevant AUSI Teaching Guidelines).*		
Taught by:	**a. Resort Dive:** AUSI Level I Scuba Instructor or higher or approved equivalent (see notes). **b. Module One:** AUSI Level II Scuba Instructor or higher or approved equivalent.		
Prerequisites:	a. Be at least 12 years of age, and b. Be medically fit to scuba dive; *use the AUSI Medical History Form or an approved equivalent.*		
Course content: *(For detail refer to relevant AUSI Teaching Guidelines)*	**Theory**	**Practical**	**Ocean**
	One session	One session (Optional)	One session
Ratios: (*with assistant, see notes)	12:1	8:1 or *12:1	4:1 or *6:1 (ideal conditions)
Certification requirements:	There is no formal certification for this course. However, an approved AUSI certificate of participation can be awarded.		
Validity of training:	AUSI Scuba Adventure training is only valid for the day of participation unless conducted as Module 1 of the AUSI Level I and II Scuba programs where training is valid for 30 days. *(See relevant AUSI Teaching Guidelines).*		

Notes:

1. The participant must satisfactorily demonstrate the following in chest deep water before venturing to a depth greater than chest level:
    a. Full mask clearing,
    b. Removal, recovery and replacement of regulator,
    c. Alternate Air Source exchange, and
    d. An understanding of equalisation procedures, the dangers of holding breath on ascent and emergency ascent procedures.
2. The practical skills can be taught using any one of the following four methods:
    a. In water at a depth where the student can stand up whilst learning the skills,
    b. On a platform where the student can stand up whilst learning skills,
    c. On a bar suspended beneath the boat at a depth no greater than 1.5 metres (4') where the student is tethered by a quick release line to prevent them from going deeper than two metres (6') whilst still allowing them direct access to the surface, or
    d. In direct contact with a descent line or a bar suspended beneath the boat at a depth no greater than 1.5 metres (4') where the instructor has direct contact with the student and there is no more than one student submerged at any one time.
3. The following is not permitted during the ocean dive:
    a. Single file diving, and
    b. Operation of underwater photography or videography apparatus by instructors conducting the program.
4. If conducting the program in open water and conditions are not ideal then the program must not proceed unless Scuba Learning Module One and Module One Practical Skills Training have been completed prior to the ocean dive. (Consult the relevant Teaching Guidelines for details.)
5. **AUSI Level I Scuba Instructors** can only conduct the program as a Resort Dive in sheltered water to a maximum depth of six metres (20') where the maximum ratio, with or without an assistant, is 4:1 in ideal conditions where the water temperature is no less than 24 degrees Celsius.
6. Assistants can only be used by AUSI Level II Scuba Instructors or higher where assistants must be certified AUSI Assistant Scuba Instructor or higher or approved equivalent.
7. This standard complies with ISO 2280102.

Copyright © AUSI Pty Ltd (ACN 062 887 969) October 2014

AUSI Level I Scuba Diver (*Supervised Scuba Diver*)			
Date of implementation:	***1 April 2015***; supersedes October 2006.		
International equivalent:	Supervised Scuba Diver.		
Referenced standards:	Nil.		
Responsibilities:	Trained to dive during daylight hours to 10 metres (33ft) in open water that has direct vertical access to the surface while under direct supervision of an AUSI Level II Scuba Instructor or higher instructor.		
Taught by:	An AUSI Level II Scuba Instructor or higher or approved equivalent.		
Prerequisites:	a. Be at least 12 years of age, and b. Be medically fit to scuba dive; *use the AUSI Medical History Form or an approved equivalent.*		
Course content: *(For detail refer to relevant AUSI Teaching Guidelines and AUSI Level I Scuba Diver Training Record)*	**Theory** Two sessions plus test	**Practical** Two sessions	**Ocean** Minimum of two open water dives
Ratios:	24:1	See Notes	See Notes
Certification requirements:	Whilst there is no official AUSI certification card for AUSI Level I Scuba Diver, a certificate of achievement must be awarded, upon: a. Satisfactory theory test, b. Satisfactory completion of the ocean dives, c. Satisfactory skills assessment in the ocean as per the relevant AUSI Teaching Guidelines, and d. Completion of all relevant records as per the relevant AUSI Teaching Guidelines.		
Validity of training:	a. Training is valid for 12 months, where b. Further dives, not exceeding 10 metres (33ft), can be conducted under the direct supervision of an AUSI Level II Scuba Instructor or higher or approved equivalent without the need for repeating the theory or practical training sessions where the participant has demonstrated an adequate level of competency with mask, regulator, buoyancy, and out of air skills before commencing any subsequent dives.		

Notes:

1. This program is Module 1 & 2 of the AUSI Level II Scuba Diver program and successful participants can be credited towards AUSI Level II Scuba Diver.
2. Ratios for practical training and ocean diving:
   a. Pool teaching – 8:1 or 12:1 with one AUSI Assistant Scuba Instructor or 16:1 with two AUSI Assistant Scuba Instructors,
   b. Confined water teaching– 4:1 or 8:1 with one AUSI Assistant Scuba Instructor or 16:1 with two AUSI Assistant Scuba Instructors
   c. Open water diving – 4:1 or 6:1 with an AUSI Assistant Scuba Instructor in ideal conditions.
3. Ocean diving:
   a. Each dive must be at least 20 minutes in duration to a depth no less than five metres (15ft),
   b. No dive shall exceed 10 metres (33ft), and
   c. All dives shall be logged in the student's logbook.

Copyright © AUSI Pty Ltd (ACN 062 887 969) October 2014

<table>
<tr><th colspan="4">AUSI Level II Scuba Diver (International Open Water Diver)</th></tr>
<tr><td>Date of implementation:</td><td colspan="3">1 October 2011; supersedes July 2011.</td></tr>
<tr><td>International equivalent:</td><td colspan="3">Open Water Scuba Diver.</td></tr>
<tr><td>Referenced standards:</td><td colspan="3">AS 4005.1-2000,
ISO 24801 Part 2:2007 – Autonomous diver, and
RSTC Open Water Diver Certification 2004.</td></tr>
<tr><td>Responsibilities:</td><td colspan="3">Trained to dive with a similarly qualified and experienced scuba diver to 20 metres (66ft) in open water that has direct vertical access to the surface during daylight hours without the direct supervision of an instructor.</td></tr>
<tr><td>Taught by:</td><td colspan="3">An AUSI Level II Scuba Instructor or higher or approved equivalent.</td></tr>
<tr><td>Prerequisites:</td><td colspan="3">a. Be at least 12 years of age – AUSI Junior Scuba Diver, or be at least 16 years of age – AUSI Level II Scuba Diver (see Notes),
b. Be medically fit to scuba dive; use the AUSI Medical History Form or an approved equivalent, and
c. Demonstrate the ability to swim 200 metres (220yds) non-stop without aids within six minutes and immediately tread water (stay afloat) for 10 minutes.</td></tr>
<tr><td>Course content:
(For detail refer to relevant AUSI Teaching Guidelines and AUSI Level II Scuba Diver Training Record)</td><td>Theory
Four sessions plus test</td><td>Practical
Three sessions plus one optional</td><td>Ocean
Minimum of four open water dives (see Notes)</td></tr>
<tr><td>Ratios:</td><td>24:1</td><td>See Notes</td><td>See Notes</td></tr>
<tr><td>Certification requirements:</td><td colspan="3">a. Satisfactory theory test,
b. Satisfactory completion of ocean dives including skills,
c. Satisfactory skills assessment, and
d. Completion of all relevant records as per the relevant AUSI Teaching Guidelines.</td></tr>
<tr><td>Validity of training:</td><td colspan="3">Annual renewal is not required, however:
a. A refresher course is recommended for divers who have not dived for six months or have lost confidence, and
b. Area Orientation is recommended, where appropriate.</td></tr>
</table>

Notes:

1. AUSI Junior Scuba Divers must dive with a qualified parent or guardian, or an AUSI Scuba Guide (AUSI Level VI Professional) or higher or approved equivalent and must undergo re-evaluation as per the AUSI Level II Scuba Diver Teaching Guidelines before being issued with an AUSI Level II Scuba Diver certificate.
2. Ratios for practical training and ocean diving:
   a. Pool teaching – 8:1 or 12:1 with one AUSI Assistant Scuba Instructor or 16:1 with two AUSI Assistant Scuba Instructors,
   b. Confined water teaching – 4:1 or 8:1 with one AUSI Assistant Scuba Instructor or 16:1 with two AUSI Assistant Scuba Instructors
   c. Open water diving – 8:1 or 10:1 with an AUSI Assistant Scuba Instructor in ideal conditions.
3. Ocean diving:
   a. No dive shall exceed 20 metres (66ft),
   b. Each dive must be at least 20 minutes in duration to a depth no less than five metres (15ft),
   c. Two dives shall be at least 10 metres (33ft) of which one should be at least 15 metres (50ft),
   d. No diver is to exceed 10 metres (33ft) until they have passed skills assessment in open water,
   e. Minimum accumulated bottom time shall be no less than 100 minutes, and
   f. All dives shall be logged in the student's logbook.

Copyright © AUSI Pty Ltd (ACN 062 887 969) October 2014

<table>
<tr><th colspan="4">AUSI Level III Scuba Diver (Advanced Open Water Diver)</th></tr>
<tr><td>Date of implementation:</td><td colspan="3">1 July 2011; supersedes July 2008.</td></tr>
<tr><td>International equivalent:</td><td colspan="3">Advanced Open Water Scuba Diver.</td></tr>
<tr><td>Referenced standards:</td><td colspan="3">Nil.</td></tr>
<tr><td>Responsibilities:</td><td colspan="3">Trained to dive with a similarly qualified and experienced scuba diver to 30 metres (100 ft) in daylight hours and to 18 metres (60 ft) at night in open water that has direct vertical access to the surface without the direct supervision of an instructor.
(See relevant AUSI Teaching Guidelines)</td></tr>
<tr><td>Taught by:</td><td colspan="3">An AUSI Level III Scuba Instructor or higher or approved equivalent.</td></tr>
<tr><td>Prerequisites:</td><td colspan="3">a. Be at least 15 years of age,
b. Be medically fit to scuba dive; use the AUSI Medical History Form or an approved equivalent,
c. Be a certified AUSI Level II Scuba Diver or approved equivalent, and
d. Have completed and logged at least eight ocean dives of which two shall be to a depth of at least 15 metres (50 ft).</td></tr>
<tr><td rowspan="2">Course content:
(For detail refer to relevant AUSI Teaching Guidelines)</td><td>Theory</td><td>Practical</td><td>Ocean</td></tr>
<tr><td>Four sessions plus test</td><td>One session</td><td>Minimum of four open water dives (see Notes)</td></tr>
<tr><td>Ratios:</td><td>12:1</td><td>8:1 or 12:1 with a lower level AUSI Scuba Instructor</td><td>See Notes</td></tr>
<tr><td>Certification requirements:</td><td colspan="3">a. Satisfactory theory test,
b. Satisfactory completion of ocean dives, including skills,
c. Minimum of 12 logged ocean dives, and
b. Completion of all relevant records as per the relevant AUSI Teaching Guidelines.</td></tr>
<tr><td>Validity of training:</td><td colspan="3">Annual renewal is not required, however:
a. A refresher course is recommended for divers who have not dived for six months or have lost confidence, and
b. Area Orientation is recommended, where appropriate.</td></tr>
<tr><td colspan="4">Notes:
1. Ocean diving:
a. Ratios: <20m - 8:1, >20m - 6:1 or 8:1 with the assistance of a lower level AUSI Scuba Instructor.
b. All dives are to be no-decompression dives and include one night dive 4–18 metres (12–60ft), a minimum of two to 24-30 metres (80–100ft) where one is to 27-30 metres (90–100ft) and an optional specialty dive.
c. Navigation skills are to be demonstrated over the course as per the relevant AUSI Teaching Guidelines.
d. No dive shall exceed 30 metres (100ft), and
e. All dives shall be logged in the student's logbook.</td></tr>
</table>

Copyright © AUSI Pty Ltd (ACN 062 887 969) October 2014

AUSI Level IV Scuba Diver (*Deep Diver*)			
Date of implementation:	***1 July 2008.***		
International equivalent:	Deep Diver.		
Referenced standards:	Nil.		
Responsibilities:	Trained to dive with a similarly qualified and experienced scuba diver to 39 metres (130 ft) in daylight hours in open water that has direct vertical access to the surface without the direct supervision of an instructor.		
Taught by:	An AUSI Level IV Scuba Instructor or higher or approved equivalent.		
Prerequisites:	a. Be at least 16 years of age, b. Be medically fit to scuba dive; *use the AUSI Medical History Form or an approved equivalent*, c. Be a certified AUSI Level III Scuba Diver or approved equivalent, and d. Have completed and logged at least 16 ocean dives of which four shall be to a depth of at least 24 metres (80ft).		
Course content: *(For detail refer to relevant AUSI Teaching Guidelines)*	**Theory** One session plus test	**Practical** One session	**Ocean** Minimum of four open water dives (see Notes)
Ratios:	12:1	8:1 or 12:1 with a lower level AUSI Scuba Instructor	6:1 or 8:1 with a lower level AUSI Scuba Instructor
Certification requirements:	a. Satisfactory theory test, b. Satisfactory completion of ocean dives, including skills, c. Minimum of 20 logged ocean dives, and c. Completion of all relevant records as per the relevant AUSI Teaching Guidelines.		
Validity of training:	Annual renewal is not required, however: a. A refresher course is recommended for divers who have not dived for six months or have lost confidence, and b. Area Orientation is recommended, where appropriate.		

Notes:

1. Ocean diving:
   a. All dives are to be no-decompression dives to depths of 30-39 metres (100–130ft), one of which shall be to at least 36 metres (120ft), another shall include skills assessment and one shall be repetitive,
   b. No dive shall exceed 39 metres (130ft), and
   c. All dives shall be logged in the student's logbook.

Copyright © AUSI Pty Ltd (ACN 062 887 969) October 2014

AUSI Level V Scuba Diver (*AUSI Premier Diver*)	
Date of implementation:	***1 April 2015.***
International equivalent:	No equivalent.
Referenced standards:	No referenced standard.
Responsibilities:	The AUSI Level V Scuba Diver certificate formally acknowledges a diver's training in scuba rescue, oxygen provision, resuscitation, first aid and deep diving.
Taught by:	AUSI Level V Scuba Instructor or higher or approved equivalent.
Prerequisites:	a. Be at least 16 years of age, b. Be a certified AUSI Rescue Diver or approved equivalent, c. Have a current first aid certificate, d. Have a current CPR certificate, e. Have a current oxygen provider certificate or higher or approved equivalent, and f. Be a certified AUSI Level IV Scuba Diver or approved equivalent.
Course content:	There is no formal course for this award.
Certification requirements:	See Prerequisites.
Validity of training:	No annual renewal is required however: a. First aid, CPR and oxygen provider renewal may be required as per the standards laid down by the relevant certifying organisation, b. A refresher course is recommended for divers who have not dived for six months or have lost confidence, and c. Area Orientation is also recommended.

Copyright © AUSI Pty Ltd (ACN 062 887 969) April 2015

AUSI Level VI Scuba Diver (*Master Diver*)			
Date of implementation:	***1 July 2008*; *supersedes October 2006.***		
International equivalent:	No equivalent.		
Referenced standards:	ISO 24801 Part 3, AS 4005.2-2000.		
Responsibilities:	This course is designed to provide an insight into the scuba diving industry for those interested in becoming a scuba professional.		
Taught by:	AUSI Level VI Scuba Instructor or higher or approved equivalent.		
Prerequisites:	a. Be at least 16 years of age, b. Be a certified AUSI Level V Scuba Diver or approved equivalent, c. Be medically fit to scuba dive; *use the AUSI Medical History Form or an approved equivalent, and* d. Have logged a minimum of 25 scuba dives in varying conditions.		
Course content: (28 hours) *(For detail refer to relevant AUSI Teaching Guidelines)*	**Theory**	**Practical**	**Ocean**
	Six sessions	Four sessions	Three sessions
Ratios: (*with assistant, see notes)	12:1	8:1 or *12:1	8:1 or *12:1
Certification requirements:	a. Pass a diving theory knowledge test, and b. Satisfactory completion of all course requirements.		
Renewal requirements:	No annual renewal required.		

Notes:

1. An assistant must be an AUSI Assistant Scuba Instructor or higher.
2. This standard, when combined with AUSI Guide (AUSI Level VI Professional), complies with AS 4005.2-2000.

Copyright © AUSI Pty Ltd (ACN 062 887 969) October 2014

AUSI Scuba Area Orientation Program	
Date of implementation:	***1 April 2015***; supersedes November 2008.
International equivalent:	No equivalent.
Referenced standards:	No referenced standard.
Responsibilities:	The AUSI Scuba Area Orientation Program is designed to introduce a diver certified in another area to the differences between the two regions, the new region and the region where they were trained.
Conducted by:	AUSI Scuba Guide or higher.
Prerequisites:	a. Be medically fit to scuba dive; *use the AUSI Medical History Form or an approved equivalent*, and b. Proof of previous training and dives.
Course content:	**Theory:** One informal session including: *Discussion of the types of diving the new area has to offer, environmental awareness ie how to adjust to changes in water temperature, water density, local marine life eg coral or kelp, buoyancy changes due equipment differences such as wet suits or dry suits, diving in currents, and boat diving techniques.* **Practical:** One practical session including: *Buoyancy Checks; Equipment Assembly & Donning; Regulator Skills; Mask Skills; Buoyancy Control Skills; and Emergency Procedures.* **Ocean:** One ocean dive that typifies the new region.
Ratios:	Maximum 8:1 (ideal conditions) for all phases.
Certification requirements:	There is no certification for this course; however an AUSI Recognition Card for Divers Certified by Other Agencies can be issued. (*See AUSI Procedures*)

Copyright © AUSI Pty Ltd (ACN 062 887 969) October 2014

AUSI Scuba Refresher Program	
Date of implementation:	***1 April 2015***; supersedes November 2008.
International equivalent:	No equivalent.
Referenced standards:	No referenced standard.
Responsibilities:	The AUSI Scuba Refresher Program is designed to provide certified divers revision in theoretical aspects, relevant diving skills and open water diving techniques tailored to their level of certification.
Conducted by:	AUSI Scuba Guide or higher.
Prerequisites:	a. Be medically fit to scuba dive; *use the AUSI Medical History Form or an approved equivalent,* b. Proof of previous training and dives to the level of refresher being sought.
Course content:	**Theory:** One informal session including: *Discussion of all Lesson Review questions for each of the theory lessons from the relevant AUSI Scuba Diver course.* **Practical:** One practical session including the following: *Buoyancy Check; Equipment Assembly & Donning; Regulator Skills; Mask Skills; Buoyancy Control Skills; and Emergency Procedures.* **Ocean:** One ocean dive to the relevant depth range for the level being sought: Level II: 15 - 20 metres (50–66ft) Level III: 27 - 30 metres (90–100ft) Level IV: 36 - 39 metres (120–130ft).
Ratios:	Maximum 8:1 (ideal conditions) for all phases.
Certification requirements:	There is no certification for this course, however divers wishing to be issued with an AUSI Certification have two options: a. An AUSI Recognition Card, (*see AUSI Procedures), or* b. An AUSI Certification Card issued at the appropriate level upon: i. Satisfactorily pass the appropriate theory test, ii. Satisfactorily complete the relevant skills assessment and certification dives as outlined in the relevant AUSI Standard, iii. Have completed and logged the minimum number of dives required for certification at the level of certification being sought, and iv. Have completed all relevant records as per the relevant AUSI Teaching Guidelines.

Notes:

1. An appropriate lower level warm-up dive should be done if participant has not dived for more than 12 months. The following is recommended:
   a. Level II: 9 - 12 metres (30–40ft)
   b. Level III: 15 - 20 metres (50–66ft)
   c. Level IV: 27 - 30 metres (90–100ft).

Copyright © AUSI Pty Ltd (ACN 062 887 969) October 2014

AUSI Rescue Diver	
Date of implementation:	***1 July 2011***; supersedes July 2008.
International equivalent:	Rescue Diver.
Referenced standards:	No referenced standard.
Responsibilities:	Trained in self-rescue, scuba diver rescue techniques, diving physiology, oxygen equipment and delivery, first aid and resuscitation.
Taught by:	AUSI Level V Scuba Instructor or higher.
Prerequisites:	a. Be at least 15 years of age, b. Be medically fit to scuba dive; *use the AUSI Medical History Form or an approved equivalent*, and c. Be a certified AUSI Level II Scuba Diver or approved equivalent.
Course content: *(For detail refer to relevant AUSI Teaching Guidelines)*	**Theory:** Six sessions as per the AUSI Rescue Diver Manual. **Resuscitation & O_2 Equipment:** Three sessions as per the relevant AUSI Teaching Guidelines. **Practical:** Three sessions as per the relevant AUSI Teaching Guidelines. **Ocean:** One optional session as per the relevant AUSI Teaching Guidelines.
Ratios:	**Theory:** 12:1, **Pool:** 8:1 or 16:1 with the assistance of a lower level AUSI Scuba Instructor, **Resuscitation:** 6:1 or 12:1 with the assistance of a lower level AUSI Scuba Instructor and one mannequin per four students, and **Ocean:** 8:1 or 12:1 with the assistance of a lower level AUSI Scuba Instructor.
Certification requirements:	a. Satisfactory theory test, b. Satisfactory completion of practical requirements, and c. Completion of all relevant records as per the relevant AUSI Teaching Guidelines.
Renewal requirements:	Annual Renewal is not required however first aid, CPR and oxygen provider renewal may be required as per the standards laid down by the relevant certifying organisation.
Notes: 1. This course meets the requirements of the DAN Oxygen Provider course and instructors must ensure all DAN prerequisites, standards, procedures, teaching guidelines and certification requirements are met for any student receiving the award. 2. Divers who have an AUSI Level IV Scuba Diver award and a recognised current first aid and CPR certificate can be awarded the AUSI Level V Scuba Diver (Premier Diver) award.	

Copyright © AUSI Pty Ltd (ACN 062 887 969) October 2014

OTHER AUSI SPECIALTY COURSES

Registered AUSI Instructors wishing to conduct other specialty courses, either snorkelling or scuba diving, not defined in current AUSI Standards must submit their course outlines to AUSI Head Office for approval.

Copyright © 2014 AUSI Pty Ltd ACN 062 887 969

Section 5AV: AUSI Vocational Scuba Standards

Record of change: This version is **April 2015 (0415)** replaces October 2011(1011)
October 2011 (1011) replaced July 2011 (0708)
July 2011 (0711) replaced November 2008 (1108)
November 2008 (1108) replaced July 2008 (0708)
July 2008 (0708) replaced October 2006 (1006)
October 2006 (1006) replaced May 2006 (0505)
May 2006 (0506) replaced October 2005 (1005)

5AV Professional Standards separated from Section 5AR: AUSI Recreational Scuba Standards
– *Moved April 2015*
Cross-over standards – *incorporated within vocational standards April 2015*
The AUSI Scuba Adventure Instructor – *deleted April 2015*

CONTENTS

AUSI VOCATIONAL SCUBA AWARDS and CROSS OVER STANDARDS
AUSI Scuba Guide (*formally AUSI Level VI Professional*) (*Dive Master*) **– *April 2015*** 1
AUSI Assistant Scuba Instructor (*Assistant Instructor*) **– April 2015** 2
AUSI Level I Scuba Instructor (*Resort Diver Instructor*) **– *April 2015*** 4
AUSI Level II Scuba Instructor (*Open Water Scuba Instructor*) **– *April 2015*** 6
AUSI Level III Scuba Instructor (*Advanced Scuba Instructor*) **– *April 2015*** 7
AUSI Level IV Scuba Instructor (*Deep Diver Instructor*) **– *April 2015*** 8
AUSI Level V Scuba Instructor (*Premier Scuba Instructor*) **– *April 2015*** 9
AUSI Level VI Scuba Instructor (*Master Scuba Instructor*) **– *April 2015*** 10
AUSI Level VII Scuba Instructor (*Scuba Instructor Trainer*) **- *July 2011*** 11
AUSI Level VIII Scuba Instructor (*Scuba Instructor Examiner*) **- *July 2008*** 12

Copyright © 2015 AUSI Pty Ltd ACN 062 887 969

This page is deliberately blank.

Copyright © 2015 AUSI Pty Ltd ACN 062 887 969

AUSI Scuba Guide (*Dive Master*) (formally AUSI Level VI Pro)	
Date of implementation:	***1 April 2015*; supersedes July 2011.**
International equivalent:	Dive Master.
Referenced standards:	ISO 24801 Part 3, AS 4005.2-2000.
Responsibilities:	a. Organise and conduct scuba diving activities for certified scuba divers, b. Act as an underwater guide for certified scuba divers, c. Conduct AUSI Scuba Area Orientation Programs d. Conduct AUSI Scuba Refresher Programs, and e. Conduct snorkelling programs (*subject to Note 4 below*).
Taught by:	AUSI Level VI Scuba Instructor or higher.
Prerequisites: (*See notes regarding "current"*)	a. Be at least 18 years of age, b. Be a certified AUSI Level VI Scuba Diver or approved equivalent, *c.* Have completed internship requirements in the previous six months *(see relevant AUSI Teaching Guidelines)*, d. Have logged a minimum of 60 scuba dives in varying conditions with an accumulated underwater time of no less than 25 hours which at least 40 are non-instructional dives (*see Note 3 below*) in varying conditions including a minimum of five night dives, five dives between 20-30m (66-100ft) & five dives between 30-40m (100-40ft), e. Hold a current scuba medical, f. Hold a current work place first aid certificate, g. Hold a current CPR certificate, and h. Hold a current oxygen provider certificate.
Cross-over requirements (Previously a seperate standard)	Be a certified Dive Master (Dive Control Specialist) or equivalent with another recognised agency,
Certification requirements:	a. Agree to follow the appropriate AUSI Procedures, AUSI Standards and AUSI Teaching Guidelines when involved in AUSI Programs, and b. Complete relevant AUSI registration procedures, pay appropriate fee and forward an electronic passport photograph and copies of relevant documentation to AUSI Head Office.
Renewal requirements:	Annual renewal is required by 31 March each year.

Notes:

1. In reference to diving medical, workplace first aid, CPR and oxygen provider certificates, the term current means valid for five years unless local authorities require less:
   a. In Australia, the diving medical is as defined in AS/NZ 2299.1.
2. The AUSI Level VI Scuba Diver theory and practical tests have to be repeated if the application for AUSI Guide (AUSI Level VI Professional) is submitted more than six months after the date of the applicant's AUSI Level VI Scuba Diver certification.
3. A non-instructional dive is a dive that is not an open water teaching observation dive.
4. Scuba Guides wishing to conduct AUSI Snorkelling Programs must complete the AUSI Snorkel Instructor Standards & Procedures Exam and a Certification Duck Dive, where:
   a. The Certification Duck Dive can be assessed by a qualified instructor from any recognised certification agency, and
   b. The assessing instructor must forward an e-mail to certs@ausi.com.au stating the deepest depth, up to and including 12 metres (40ft), which was comfortably reached by the candidate.
5. This standard, when combined with AUSI Level VI Scuba Diver, complies with AS 4005.2-2000.

Copyright © AUSI Pty Ltd (ACN 062 887 969) April 2015

AUSI Assistant Scuba Instructor

Date of implementation:	***1 April 2015***; supersedes ***July 2008***.		
International equivalent:	Assistant Instructor.		
Referenced standards:	ISO 24802 Part 1, AS 4005.3-2000.		
Responsibilities:	a. Same AUSI Scuba Guide, plus b. Assist higher level AUSI Scuba Instructors.		
Taught by:	AUSI Level VII Scuba Instructor or higher.		
Prerequisites: (*See notes regarding "current"*)	a. Be at least 18 years of age, b. Be a certified AUSI Scuba Guide (*formally AUSI Level VI Scuba Professional*) or approved equivalent, c. Possess the minimum diving equipment as listed in the AUSI Teaching Guidelines, d. Hold a current scuba medical, e. Hold a current work place first aid certificate, f. Hold a current CPR certificate, g. Hold a current oxygen provider certificate, and h. Have in the previous six months observed a minimum of one complete AUSI Level I & II Scuba Diver (Open Water Scuba Diver) course.		
Course content: (72 hours) *(For detail refer to relevant AUSI Teaching Guidelines)*	**Theory** Four sessions	**Practical** Four sessions	**Ocean** One sessions
Ratios:	12:1	6:1	4:1
Cross-over requirements (Previously a seperate standard)	i. Be a certified Assistant Scuba Instructor or equivalent with another recognised agency j. Complete the AUSI Scuba Standards & Procedures Exam, k. Complete the relevant sections of the AUSI Scuba Instructor Workbook (See AUSI Scuba Assistant Instructor Standards), l. Assist on at least one AUSI Level I/II Scuba Diver Course to the satisfaction of the supervising instructor		
Certification requirements:	a. Satisfactory completion of an AUSI Assistant Scuba Instructor course or cross-over requirements b. Satisfactory demonstration of relevant personal diving skills including scuba rescue, c. Present at least one satisfactory presentation in each of the following: i. Classroom teaching, ii. Practical skills teaching, iii. Student dive leadership, and iv. Conducting introductory scuba dives. d. Observe one complete AUSI Level I & II Scuba Diver (Open Water) course after formal course training. e. Agree to follow the appropriate AUSI Procedures, AUSI Standards and AUSI Teaching Guidelines when involved in AUSI Programs, and f. Complete relevant AUSI registration procedures, pay appropriate fee and forward an electronic passport photograph and copies of relevant documentation to AUSI Head Office.		
Renewal requirements:	Annual renewal is required by 31 March each year.		

Copyright © 2015 AUSI Pty Ltd ACN 062 887 969

Notes:

1. Divers who wish to begin a career in recreational scuba diving can partake in the AUSI Assistant Scuba Instructor course; however they can only be certified as an **AUSI Scuba Assistant** until all the certification requirements for AUSI Assistant Scuba Instructor have been completed.
2. **AUSI Scuba Assistants** can only assist up to the level of their training ie an AUSI Level II Scuba Diver/Scuba Assistant cannot assist at AUSI Level III until they are certified as an AUSI Level III Scuba Diver and cannot assist at AUSI Level IV until having they are certified as an AUSI Level IV Scuba Diver etc.
3. In reference to diving medical, workplace first aid, CPR and oxygen provider certificates, the term current means valid for five years unless local authorities require less:
   a. In Australia, the diving medical is as defined in AS/NZ 2299.1.
4. Assistant Scuba Instructors wishing to conduct AUSI Snorkelling Programs must complete the AUSI Snorkel Instructor Standards & Procedures Exam and a Certification Duck Dive, where:
   a. The Certification Duck Dive can be assessed by a qualified instructor from any recognised certification agency, and
   b. The assessing instructor must forward an e-mail to certs@ausi.com.au stating the deepest depth, up to and including 12 metres (40ft), which was comfortably reached by the candidate.
5. The **AUSI Assistant Scuba Instructor** standard complies with ISO 24802 Part 2 & AS 4005.4-2000.
6. Course hours include formal course work and final internship.

Copyright © AUSI Pty Ltd (ACN 062 887 969) April 2015

AUSI Level I Scuba Instructor (*Resort Diver Instructor*)

Date of implementation:	***1 April 2015*** supersedes July 2011.
International equivalent:	Open Water Scuba Instructor.
Referenced standards:	ISO 24802 Parts 1 & 2, AS 4005.4-2000.
Responsibilities:	a. Same as AUSI Assistant Scuba Instructor, plus b. Conduct introductory scuba programs in sheltered water to a maximum depth of six metres (20') where the water temperature is no less than 24 degrees Celsius and the maximum ratio, with or without an assistant is 4:1 in ideal conditions.
Taught by:	AUSI Level VII Scuba Instructor or higher.
Examined by:	An AUSI Level VIII Scuba Instructor appointed by AUSI.
Prerequisites: (*See notes regarding "current"*)	a. Be at least 18 years of age, b. Be a certified AUSI Scuba Guide (formally AUSI Level VI Scuba Professional) or approved equivalent, c. Have logged a minimum of 60 scuba dives as per requirements of AUSI Scuba Guide, d. Possess the minimum diving equipment as listed in the AUSI Teaching Guidelines, e. Hold a current scuba medical, f. Hold a current work place first aid certificate, g. Hold a current CPR certificate, h. Hold a current oxygen provider certificate, i. Have completed relevant AUSI Lesson Reviews in the previous three months (see AUSI Teaching Guidelines), and j. Have in the previous six months: i. Completed relevant fitness tests, ii. Completed relevant navigation tests, iii. Completed professional internship, and iv. Observed a minimum of two complete AUSI Level I & II Scuba Diver (Open Water Scuba Diver) courses.

Course content: *(Refer to Teaching Guidelines)*	**Theory**	**Practical**	**Ocean**
	Eleven sessions	Nine sessions	Three sessions
Ratios:	12:1	6:1	4:1

Cross-over requirements (Previously a seperate standard)	a. Be a certified Open Water Scuba Instructor or equivalent with another recognised agency, b. Satisfactorily complete an open book AUSI Scuba Standards & Procedures Exam, c. Agree to follow the appropriate AUSI Procedures, AUSI Standards and AUSI Teaching Guidelines when conducting AUSI Programs, and d. Complete relevant AUSI registration procedures, pay appropriate fee and forward an electronic passport photograph and copies of relevant documentation to AUSI Head Office. e. Scuba instructors without six months experience or have not conducted at least 12 resort dives or who have not certified at least 6 Open Water Scuba Divers must also: i. Pass an AUSI Resort Dive Assessment.
Certification requirements:	a. Satisfactory completion of an AUSI Level I Scuba Instructor course or cross-over requirements, b. Satisfactory demonstration of relevant personal diving skills including scuba rescue, c. Completed AUSI Scuba Instructor Workbook, d. Pass the AUSI Scuba Standards & Procedures Exam, e. Pass the AUSI Scuba Instructor Dive Theory Knowledge Exam (*Minimum score 65%*), f. Demonstrate competence in classroom teaching, practical skills teaching, student dive leadership and conducting introductory scuba dives, g. Agree to follow the appropriate AUSI Procedures, AUSI Standards and AUSI Teaching Guidelines when conducting AUSI Programs, and h. Complete relevant AUSI registration procedures, pay appropriate fee and forward an electronic passport photograph and copies of relevant documentation to AUSI Head Office.

Copyright © 2015 AUSI Pty Ltd ACN 062 887 969

Renewal requirements:	Annual renewal is required by 31 March each year.

Notes:

1. In reference to diving medical, workplace first aid, CPR and oxygen provider certificates, the term current means valid for five years unless local authorities require less:
   a. In Australia, the diving medical is as defined in AS/NZ 2299.1.
2. Instructors wishing to conduct AUSI Snorkelling Programs must complete the AUSI Snorkel Instructor Standards & Procedures Exam and a Certification Duck Dive, where:
   a. The Certification Duck Dive can be assessed by a qualified instructor from any recognised certification agency, and
   b. The assessing instructor must forward an e-mail to certs@ausi.com.au stating the deepest depth, up to and including 12 metres (40ft), which was comfortably reached by the candidate.
3. The **AUSI Level I Scuba Instructor** standard complies with ISO 24802 Parts 1 & 2 and AS 4005.4-2000.

Copyright © AUSI Pty Ltd (ACN 062 887 969) April 2015

AUSI Level II Scuba Instructor (*Open Water Scuba Instructor*)	
Date of implementation:	***1 April 2015***; supersedes July 2011.
International equivalent:	Open Water Scuba Instructor.
Referenced standards:	ISO 24802 Parts 1 & 2, AS 4005.4-2000.
Responsibilities:	a. Same as AUSI Level I Scuba Instructor, plus, b. Train and certify AUSI Level I & II Scuba Divers, and c. Train and certify snorkellers as specified in the AUSI Snorkelling Standards *(as per Note 2 below).*
Taught by:	AUSI Level VII Scuba Instructor or higher.
Examined by:	An AUSI Level VIII Scuba Instructor appointed by AUSI.
Prerequisites:	a. Be a certified AUSI Level I Scuba Instructor or approved equivalent, and b. Have taught a complete AUSI Level I & II Scuba Diver (Open Water Scuba Diver) course under the direct supervision of an AUSI Level VII Scuba Instructor or higher to the satisfaction of the supervising instructor.
Cross-over requirements (Previously a seperate standard)	Be a certified Open Water Scuba Instructor or equivalent with another recognised agency a. Complete an open book AUSI Scuba Standards & Procedures Exam, b. Complete an AUSI Scuba Instructor Workbook (*as required*), c. Complete the AUSI Scuba Instructor Dive Theory Knowledge Exam (*as required*), d. Agree to follow the appropriate AUSI Procedures, AUSI Standards and AUSI Teaching Guidelines when conducting AUSI Programs, and e. Complete relevant AUSI registration procedures, pay appropriate fee and forward an electronic passport photograph and copies of relevant documentation to AUSI Head Office. ***Scuba instructors without six months experience or have not conducted at least 12 resort dives or who have not certified at least 12 Open Water Scuba Divers must also:*** i. *Pass an AUSI Resort Dive Assessment,* ii. *Pass an AUSI Classroom Presentation Assessment,* iii. *Pass an AUSI Practical Skills Teaching Assessment, and* iv. *Pass an AUSI Open Water Dive Leadership Assessment.*
Certification requirements:	a. Completed AUSI Scuba Instructor Workbook, b. Pass the AUSI Scuba Standards & Procedures Exam, c. Pass the AUSI Scuba Instructor Dive Theory Knowledge Exam (*Minimum Score 80%*), d. Demonstrate competence in classroom teaching, practical skills teaching, and student dive leadership, e. Agree to follow the appropriate AUSI Procedures, AUSI Standards and AUSI Teaching Guidelines when conducting AUSI Programs, and f. Complete relevant AUSI registration procedures, pay appropriate fee and forward an electronic passport photograph and copies of relevant documentation to AUSI Head Office.
Renewal requirements:	Annual renewal is required by 31 March each year.

Notes:

1. For assessment criteria refer to the relevant AUSI Teaching Guidelines.
2. Instructors wishing to conduct AUSI Snorkelling Programs must complete the AUSI Snorkel Instructor Standards & Procedures Exam and a Certification Duck Dive, where:
   a. The Certification Duck Dive can be assessed by a qualified instructor from any recognised certification agency, and
   b. The assessing instructor must forward an e-mail to certs@ausi.com.au stating the deepest depth, up to and including 12 metres (40ft), which was comfortably reached by the candidate.
3. The **AUSI Level II Scuba Instructor** standard complies with ISO 24802 Parts 1 & 2 and AS 4005.4-2000.

Copyright © 2015 AUSI Pty Ltd ACN 062 887 969

Copyright © AUSI Pty Ltd (ACN 062 887 969) April 2015

AUSI Level III Scuba Instructor (*Advanced Scuba Instructor*)	
Date of implementation:	***1 April 2015***; supersedes *July 2008*.
International equivalent:	Open Water Scuba Instructor.
Responsibilities:	a. Same as AUSI Level II Scuba Instructor, plus b. Train and certify AUSI Level III Scuba Divers.
Taught by:	AUSI Level III Scuba Instructor or higher.
Cross-over requirements (Previously a seperate standard)	Be a certified Advanced Open Water Scuba Instructor or equivalent with another recognised agency
Prerequisites:	a. Be a registered AUSI Level II Scuba Instructor or approved equivalent, and b. Have taught and certified at least eight divers to AUSI Level II Scuba Diver or approved equivalent.
Cross-over requirements (Previously a seperate standard)	Be a certified Open Water Scuba Instructor or equivalent with another recognised agency, and have supervised at least one Advanced Open Water Course f. Complete an open book AUSI Scuba Standards & Procedures Exam, g. Complete an AUSI Scuba Instructor Workbook (as required), h. Complete the AUSI Scuba Instructor Dive Theory Knowledge Exam (as required), i. Agree to follow the appropriate AUSI Procedures, AUSI Standards and AUSI Teaching Guidelines when conducting AUSI Programs, and j. Complete relevant AUSI registration procedures, pay appropriate fee and forward an electronic passport photograph and copies of relevant documentation to AUSI Head Office. Scuba instructors without six months experience or have not conducted at least 12 resort dives or who have not certified at least 12 Open Water Scuba Divers must also: i. Pass an AUSI Resort Dive Assessment, ii. Pass an AUSI Classroom Presentation Assessment, iii. Pass an AUSI Practical Skills Teaching Assessment, and iv. Pass an AUSI Open Water Dive Leadership Assessment.
Certification requirements:	a. Satisfactorily conduct an AUSI Level III Scuba Diver course while under the supervision of an AUSI Level III Scuba Instructor or higher, b. Be recommended by a registered AUSI Level III Scuba Instructor or higher, c. Agree to follow the appropriate AUSI Procedures, AUSI Standards and AUSI Teaching Guidelines when conducting AUSI Programs, and d. Complete relevant AUSI registration procedures, pay appropriate fee and forward an electronic passport photograph and copies of relevant documentation to AUSI Head Office.
Renewal requirements:	Annual renewal is required by 31 March each year.

Copyright © AUSI Pty Ltd (ACN 062 887 969) April 2015

AUSI Level IV Scuba Instructor (*Deep Diver Instructor*)	
Date of implementation:	***1 April 2015***; supersedes ***July 2008***.
International equivalent:	Deep Diver Specialty Instructor.
Responsibilities:	a. Same as AUSI Level III Scuba Instructor, plus b. Train and certify AUSI Level IV Scuba Divers.
Taught by:	AUSI Level IV Scuba Instructor or higher
Cross-over requirements (Previously a seperate standard)	Be a certified Advanced Open Water Scuba Instructor or equivalent with another recognised agency
Prerequisites:	a. Be a registered AUSI Level III Scuba Instructor or approved equivalent, and b. Have taught and certified at least two divers to AUSI Level III Scuba Diver or approved equivalent
Cross-over requirements (Previously a seperate standard)	Be a certified Open Water Scuba Instructor or equivalent with another recognised agency, and have supervised at least one Advanced and one Deep Diving Course a. Complete an open book AUSI Scuba Standards & Procedures Exam, b. Complete an AUSI Scuba Instructor Workbook (as required), c. Complete the AUSI Scuba Instructor Dive Theory Knowledge Exam (as required), d. Agree to follow the appropriate AUSI Procedures, AUSI Standards and AUSI Teaching Guidelines when conducting AUSI Programs, and e. Complete relevant AUSI registration procedures, pay appropriate fee and forward an electronic passport photograph and copies of relevant documentation to AUSI Head Office. Scuba instructors without six months experience or have not conducted at least 12 resort dives or who have not certified at least 12 Open Water Scuba Divers must also: i. Pass an AUSI Resort Dive Assessment, ii. Pass an AUSI Classroom Presentation Assessment, iii. Pass an AUSI Practical Skills Teaching Assessment, and iv. Pass an AUSI Open Water Dive Leadership Assessment.
Certification requirements:	a. Satisfactorily conduct an AUSI Level IV Scuba Diver course while under the supervision of an AUSI Level IV Scuba Instructor or higher, b. Be recommended by a registered AUSI Level IV Scuba Instructor or higher, c. Agree to follow the appropriate AUSI Procedures, AUSI Standards and AUSI Teaching Guidelines when conducting AUSI Programs, and d. Complete relevant AUSI registration procedures, pay appropriate fee and forward an electronic passport photograph and copies of relevant documentation to AUSI Head Office.
Renewal requirements:	Annual renewal is required by 31 March each year.

Copyright © AUSI Pty Ltd (ACN 062 887 969) October 2014

AUSI Level V Scuba Instructor (*Premier Scuba Instructor*)	
Date of implementation:	***1 April 2015***; supersedes July 2008
International equivalent:	Scuba Instructor
Responsibilities:	a. Same as AUSI Level IV Scuba Instructor, plus b. Train and certify AUSI Rescue Divers, and c. Certify AUSI Level V Scuba Divers.
Taught by:	AUSI Level V Scuba Instructor or higher.
Prerequisites:	a. Be a registered AUSI Level IV Scuba Instructor or approved equivalent, and b. Have taught and certified at least two divers to AUSI Level IV Scuba Diver or approved equivalent.
Cross-over requirements (Previously a seperate standard)	Be a certified Open Water Scuba Instructor or equivalent with another recognised agency, and have supervised at least one Advanced, one Deep Diving and one Rescue Course a. Complete an open book AUSI Scuba Standards & Procedures Exam, b. Complete an AUSI Scuba Instructor Workbook (as required), c. Complete the AUSI Scuba Instructor Dive Theory Knowledge Exam (as required), d. Agree to follow the appropriate AUSI Procedures, AUSI Standards and AUSI Teaching Guidelines when conducting AUSI Programs, and e. Complete relevant AUSI registration procedures, pay appropriate fee and forward an electronic passport photograph and copies of relevant documentation to AUSI Head Office. Scuba instructors without six months experience or have not conducted at least 12 resort dives or who have not certified at least 12 Open Water Scuba Divers must also: i. Pass an AUSI Resort Dive Assessment, ii. Pass an AUSI Classroom Presentation Assessment, iii. Pass an AUSI Practical Skills Teaching Assessment, and iv. Pass an AUSI Open Water Dive Leadership Assessment.
Certification requirements:	a. Satisfactorily conduct an AUSI Rescue Diver course while under the supervision of an AUSI Level V Scuba Instructor or higher, b. Be recommended by a registered AUSI Level V Scuba Instructor or higher, c. Agree to follow the appropriate AUSI Procedures, AUSI Standards and AUSI Teaching Guidelines when conducting AUSI Programs, and d. Complete relevant AUSI registration procedures, pay appropriate fee and forward an electronic passport photograph and copies of relevant documentation to AUSI Head Office.
Renewal requirements:	Annual renewal is required by 31 March each year.

Copyright © AUSI Pty Ltd (ACN 062 887 969) April 2015

AUSI Level VI Scuba Instructor (*Master Scuba Instructor*)	
Date of implementation:	***1 April 2015***; supersedes July 2008.
International equivalent:	Scuba Instructor.
Responsibilities:	a. Same as AUSI Level V Scuba Instructor, plus b. Train and certify AUSI Level VI Scuba Divers.
Taught by:	AUSI Level VI Scuba Instructor or higher.
Prerequisites:	a. Be a registered AUSI Level V Scuba Instructor or approved equivalent, and b. Have taught and certified at least two divers to AUSI Level V Scuba Diver or approved equivalent.
Cross-over requirements (Previously a seperate standard)	Be a certified Open Water Scuba Instructor or equivalent with another recognised agency, and have supervised at least Dive Master Course a. Complete an open book AUSI Scuba Standards & Procedures Exam, b. Complete an AUSI Scuba Instructor Workbook (as required), c. Complete the AUSI Scuba Instructor Dive Theory Knowledge Exam (as required), d. Agree to follow the appropriate AUSI Procedures, AUSI Standards and AUSI Teaching Guidelines when conducting AUSI Programs, and e. Complete relevant AUSI registration procedures, pay appropriate fee and forward an electronic passport photograph and copies of relevant documentation to AUSI Head Office. Scuba instructors without six months experience or have not conducted at least 12 resort dives or who have not certified at least 12 Open Water Scuba Divers must also: I. Pass an AUSI Resort Dive Assessment, II. Pass an AUSI Classroom Presentation Assessment, III. Pass an AUSI Practical Skills Teaching Assessment, and IV. Pass an AUSI Open Water Dive Leadership Assessment.
Certification requirements:	a. Satisfactorily conduct an AUSI Level VI Scuba Diver course while under the supervision of an AUSI Level VI Scuba Instructor or higher, b. Be recommended by a registered AUSI Level VI Scuba Instructor or higher, c. Agree to follow the appropriate AUSI Procedures, AUSI Standards and AUSI Teaching Guidelines when conducting AUSI Programs, and d. Complete relevant AUSI registration procedures, pay appropriate fee and forward an electronic passport photograph and copies of relevant documentation to AUSI Head Office.
Renewal requirements:	Annual renewal is required by 31 March each year.

Copyright © AUSI Pty Ltd (ACN 062 887 969) April 2015

AUSI Level VII Scuba Instructor (*Scuba Instructor Trainer*)	
Date of implementation:	***1 July 2011***; Supersedes July 2008.
International equivalent:	Scuba Instructor Trainer
Referenced standards:	AS 4005.5-2000.
Responsibilities:	a. Same as AUSI Level VI Scuba Instructor, plus b. Train and certify AUSI Scuba Assistant Instructors, c. Train AUSI Level I Scuba Instructors, and d. Train AUSI Level II Scuba Instructors.
Taught by:	AUSI Level VII Scuba Instructor or higher
Prerequisites:	a. Be a registered AUSI Level VI Scuba Instructor or approved equivalent, b. Have been an AUSI Registered Scuba Instructor for at least two years or approved equivalent, c. Have taught and certified at least 100 divers to AUSI Level II Scuba Diver or higher including at least two to AUSI Level VI Scuba Diver or approved equivalent, and d. Have had no ethics or quality assurance complaints within the last two years.
Certification requirements:	a. Assist on at least one AUSI Level I Scuba Instructor course to the satisfaction of the AUSI Scuba Instructor conducting the course, b. Assist on at least one AUSI Level II Scuba Instructor course to the satisfaction of the AUSI Scuba Instructor conducting the course, c. Be recommended by a registered AUSI Level VII Scuba Instructor or higher, d. Agree to follow the appropriate AUSI Procedures, AUSI Standards and AUSI Teaching Guidelines when conducting AUSI Programs, and e. Complete relevant AUSI registration procedures, pay appropriate fee and forward an electronic passport photograph and copies of relevant documentation to AUSI Head Office.
Renewal requirements:	Annual renewal is required by 31 March each year.
Notes: 1. This standard complies with AS 4005.5-2000.	

Copyright © AUSI Pty Ltd (ACN 062 887 969) April 2015

AUSI Level VIII Scuba Instructor (*Scuba Instructor Examiner*)	
Date of implementation:	***1 July 2008***; supersedes October 2006.
International equivalent:	Scuba Instructor Examiner.
Responsibilities:	a. Same as AUSI Level VII Scuba Instructor, plus b. Certify AUSI Level I & II Scuba Instructors, and c. Act as an independent AUSI Scuba Instructor Examiner.
Taught by:	AUSI Level VIII Scuba Instructor.
Prerequisites:	a. Be a registered AUSI Level VII Scuba Instructor or approved equivalent, b. Have taught and certified at least two AUSI Level I Scuba Instructors or approved equivalent, c. Have taught at least one AUSI Level II Scuba Instructor course where at least two candidates gained a pass or approved equivalent, and d. Have had no ethics or quality assurance complaints within the last two years.
Certification requirements:	a. Assist on at least one independent AUSI Level II Scuba Instructor Course Examination to the satisfaction of the AUSI Level VIII Scuba Instructor acting as the examiner or approved equivalent, b. Be recommended by a registered AUSI Level VIII Scuba Instructor, c. Agree to follow the appropriate AUSI Procedures, AUSI Standards and AUSI Teaching Guidelines when conducting AUSI Programs, and d. Complete relevant AUSI registration procedures, pay appropriate fee and forward an electronic passport photograph and copies of relevant documentation to AUSI Head Office.
Renewal requirements:	Annual renewal is required by 31 March each year.

Copyright © AUSI Pty Ltd (ACN 062 887 969) April 2015

Section 5B: AUSI Scuba Teaching Guidelines

CONTENTS

AUSI Scuba Adventure

AUSI Level I Scuba Diver

AUSI Level II Scuba Diver

AUSI Level III Scuba Diver

AUSI Level IV Scuba Diver

AUSI Rescue Diver (AUSI Level V Scuba Diver)

AUSI Level VI Scuba Diver (AUSI Level VI Pro)

AUSI Assisitant Scuba Instrucotr

AUSI Level I Scuba Instructor

AUSI Level II Scuba Instructor

Other AUSI Scuba Specialties

Copyright © 2009 AUSI Pty Ltd ACN 062 887 969

Copyright © 2009 AUSI Pty Ltd ACN 062 887 969

Section 5B: AUSI Scuba Teaching Guidelines

SCUBA ADVENTURE – October 2008

COURSE PLANNING 1

CONDUCTING THE PROGRAM 3

PRACTICAL SKILLS TRAINING 4

OCEAN TRAINING DIVE 10

ASSESSMENT 10

CERTIFICATION 11

DEBRIEF 11

COURSE MATERIALS 13

AUSI MEDICAL HISTORY FORM

AUSI SNORKEL & SCUBA DIVING PARTICIPATION AGREEMENT

AUSI SCUBA ADVENTURE KNOWLEDGE REVIEW

AUSI SCUBA ADVENTURE PARTICIPANT PROFILE SUMMARY FORM

AUSI SCUBA ADVENTURE INSTRUCTOR CUE CARD WITH KNOWLEDGE REVIEW ANSWERS

Copyright © 2008 AUSI Pty Ltd ACN 062 887 969

Copyright © 2008 AUSI Pty Ltd ACN 062 887 969

Course Planning

Allows a participant to safely experience an introductory scuba dive in the ocean with direct vertical access to the surface to a maximum depth of nine metres (30') during daylight hours in ideal conditions while under direct supervision of a scuba instructor.
The program can be conducted either as a Resort Dive or as Module One of the AUSI Level I or Level II Scuba Diver course.

The activity has three components:
1. Theory - one presentation and knowledge review,
2. Practical Skills - one session, and
3. Ocean Dive - one ocean dive.

Instructor

Resort Dive:
AUSI Level I Scuba Instructor or higher where AUSI Level I Scuba Instructors can only conduct the program in sheltered water to a maximum depth of six metres (20').
Module One
AUSI Level II Scuba Instructor or higher.

Ratios

1. Theory 12:1,
2. Practical 8:1 or 12:1 with the assistance of an AUSI Scuba Assistant Instructor, and
3. Ocean 4:1 or 6:1 with the assistance of an AUSI Scuba Assistant Instructor.

Note: a. The maximum ratio for **AUSI Level I Scuba Instructors**, with or without an assistant, is 4:1 in ideal conditions.
b. Ratios are for ideal conditions and must be reduced subject to ocean conditions or student requirements.

Prerequisites

Prerequisites for the AUSI Scuba Adventure program are:
1. Be at least 12 years of age, and
2. Be medically fit to scuba dive; use the *AUSI Medical History Form* or an approved equivalent.

Before conducting the course, ensure that the students have met all the prerequisites and signed the AUSI SNORKEL & SCUBA DIVING PARTICIPATION AGREEMENT

.
.

Copyright © 2008 AUSI Pty Ltd ACN 062 887 969

Materials

During the course it is compulsory for the instructor to use the following:

1. **AUSI Open Water Scuba Diving Manual** or relevant AUSI Course Notes,
2. *AUSI Medical History Form* or approved equivalent,
3. *AUSI Snorkel & Scuba Diving Participation Agreement* or approved equivalent,
4. *AUSI Scuba Adventure Knowledge Review,*
5. **AUSI Scuba Adventure Participation Card**, or approved equivalent, and
6. *AUSI Scuba Adventure Participant Profile Summary Form* for AUSI Facilities who are authorised to issue their own certificates.

Items 1 & 5: Can be purchased from AUSI Head Office.
In lieu of Item 1: AUSI Scuba Adventure Course Notes and lesson review (AUSI Scuba Learning Module 1) can be downloaded from www.ausi.com.au.
Items 2, 3, 4 & 6: Can be photocopied from the Course Materials Section of the AUSI Instructor Manual or registered instructors can download an AUSI Scuba Adventure Instructor Pack from www.ausi.com.au.

Equipment

Each student shall use the equipment required by Australian Standard AS 4005.1-2000 during all practical training and ocean diving throughout the course:

1. Mask, snorkel and fins,
2. Approved air cylinder and valve (Australian Standard AS 2030.1),
3. Buoyancy control device with scuba feed inflator designed to maintain the head above water surface when inflated (separate back pack if appropriate),
4. Regulator (instructor's must use a balanced first stage),
5. Alternate air source,
6. Depth and cylinder pressure gauges, and timing device, and
7. Adequate exposure protection with appropriate quick release weight system.

Instructors must have all of the above plus a knife and compass.

Note: The above equipment list is as required by Australian Standard AS 4005.1-2000.

When training involves the use of a boat the boat must comply with the requirements of the relevant regulatory authority, must be attended at all times by a competent attendant and the following shall be available:

1. Safety equipment as required by the relevant regulatory authority,
2. Highly visible float with mermaid line,
3. Descent/ascent line incorporating a safety stop facility,
4. Notebook and pen,
5. Datum marker eg GPS or shot line, and
6. Spare fully charged scuba unit.

During all diving operations, the following emergency first aid equipment shall be readily available along with a competent operator:

1. Appropriate first aid kit with supplies suitable for treating diving injuries, and
2. An oxygen resuscitator capable of delivering 100% oxygen with an adequate supply of oxygen taking into account location and access to medical facilities.

Copyright © 2008 AUSI Pty Ltd ACN 062 887 969

Conducting the Program

The program can be conducted either as a Resort Dive or as Module One of the AUSI Level I or Level II Scuba Diver course.

1. Resort Dive

Introduction

The following materials are required for the introductory session:

1. **AUSI Scuba Adventure Flip Chart**,
2. *AUSI Medical History Form* or approved equivalent, and
3. *AUSI Snorkel & Scuba Diving Participation Agreement* or approved equivalent.

During the introductory session, which must be done before the practical session is conducted, the instructor is required to do the following:

1. Have students complete the *AUSI Medical History Form* and review carefully,
2. Have students complete and sign the relevant sections of the *AUSI Snorkel & Scuba Diving Participation Agreement,*
3. Explain the AUSI Pathway and where the current course fits in,
4. Explain the limits of training,
5. Explain the structure of the AUSI Scuba Adventure Course,
6. Discuss the timetable for the course, and
7. Emphasise that this is **not** a "certification course."

Theory

Prior to conducting the in-water components of the program the instructor must conduct a theory briefing using the **AUSI Scuba Adventure Flip Chart** and include the theory knowledge review.

Practical Skills Training

Prior to conducting the ocean dive phase of the program the instructor must teach the following skills in chest deep water before venturing to a depth greater than chest level:

1. Full mask clearing, (see Practical Skills Module One below),
2. Removal, recovery and replacement of regulator, (see Practical Skills Module One below),
3. Alternate Air Source exchange, (see Practical Skills Module One below), and
4. Equalising ears, (see Scuba Learning Module One).

The practical skills can be taught using any one of the following four methods:

1. In water at a depth where the student can stand up whilst learning the skills,
2. On a platform where the student can stand up whilst learning skills,
3. On a bar suspended beneath the boat at a depth no greater than 1.5 metres (4') where the student is tethered by a quick release line to prevent them from going deeper than two metres (6') whilst still allowing them direct access to the surface, or
4. In direct contact with a descent line or a bar suspended beneath the boat at a depth no greater than 1.5 metres (4') where the instructor has direct contact with the student and there is no more than one student submerged at any one time.

Copyright © 2008 AUSI Pty Ltd ACN 062 887 969

Ocean Diving

Before venturing to a depth greater than chest level the participant must satisfactorily demonstrate the following:

1. Full mask clearing,
2. Removal, recovery and replacement of regulator,
3. Alternate Air Source exchange, and
4. An understanding of equalisation procedures, the dangers of holding breath on ascent and emergency ascent procedures.

The following is not permitted during the ocean dive:

1. Single file diving, and
2. Operation of underwater photography or videography apparatus by instructors conducting the program.

Note: If conducting the program in open water and conditions are not ideal then the program must not proceed unless Scuba Learning Module One and Module One Practical Skills Training have been completed prior to the ocean dive.

Further Diving

The AUSI Scuba Adventure program when conducted as a resort dive is only valid for one day. A second subsequent dive can be conducted on the same day but only if, before venturing to a depth greater than chest level, the participant satisfactorily demonstrates the following:

1. Full mask clearing,
2. Removal, recovery and replacement of regulator,
3. Alternate Air Source exchange, and
4. An understanding of equalisation procedures, the dangers of holding breath on ascent and emergency ascent procedures.

Copyright © 2008 AUSI Pty Ltd ACN 062 887 969

2. Module One

Suggested Timetable

Below is a suggested course timetable for the AUSI Scuba Adventure course:

AUSI Scuba Adventure (as Module One):

08:30 Introduction
09:00 **Theory – Introduction to Scuba Diving** (AUSI Scuba Learning Module 1)
11:00 Practical Training Module 1
12:00 Lunch
13:00 Ocean Dive
15:00 Debrief

Introduction

The following materials are required for the introductory session:

1. **AUSI Open Water Scuba Diving Manual** or AUSI Scuba Adventure Course Notes,
2. *AUSI Medical History Form* or approved equivalent, and
3. *AUSI Snorkel & Scuba Diving Participation Agreement* or approved equivalent.

During the introductory session, which must be done before the practical session is conducted, the instructor is required to do the following:

1. Have students complete the *AUSI Medical History Form* and review carefully,
2. Have students complete and sign the relevant sections of the *AUSI Snorkel & Scuba Diving Participation Agreement*,
3. Explain the AUSI Pathway and where the current course fits in,
4. Explain the limits of training,
5. Explain the structure of the AUSI Scuba Adventure Course,
6. Discuss the timetable for the course, and
7. Emphasise that this is **not** a "certification course."

Theory

The AUSI Scuba Adventure course consists of one theory presentation, which should be conducted in accordance with the Classroom Presentation section of the **AUSI Instructor Course Notes**, and a Knowledge Review.

The topic to be covered is:

Introduction to Scuba Diving (AUSI Scuba Learning Module 1).

The relevant AUSI Course Notes must be made available to the students during the theory session. These notes are also available in A4 for the production of overhead transparencies from AUSI Head Office.

Note: a. AUSI Scuba Adventure training is valid for 30 days (ie. further dives can be completed without need for repetition of theory or practical training sessions but the participant must demonstrate an adequate level of competency with mask and regulator skills and an understanding of the dangers in relation to ears and lungs before commencing the dive.

b. Module 1 of the AUSI Level I or Level II Scuba Diver award can be credited providing the student's dive is greater than four metres (15 ft) for a total dive time of at least 20 minutes and the lesson review is completed.

c. Students should be encouraged to do the next module of theory and skills training on any subsequent Scuba Adventures.

Copyright © 2008 AUSI Pty Ltd ACN 062 887 969

Practical Skills Training

All practical skills training must be conducted in accordance with the Practical Skills Training section of the **AUSI Instructor Course Notes** in either a swimming pool or sheltered water or on a platform, where the student can stand up whilst learning skills.

The module for this course, Module One, is described in detail below. The skills are numbered using the following system:

<LEVEL>**.**P**.**<MODULE #>**.**<SKILL #>

where:

<LEVEL> is the AUSI Scuba Diver Course Level

P represents that it is a practical skill

<MODULE #> is the practical skills module number

<SKILL #> is the sequential number starting with the first skill of the session

eg. SA.P.1.4 is skill four of the practical skills module in the AUSI Scuba Adventure course.

The **AUSI Scuba Adventure Instructor Cue Card** contains a summary of the skills to be performed during the practical skills training session.

Note: a. Instructors must never exceed the maximum instructor to student ratios, see page 1, and should reduce these where conditions, student ability or Education Department standards dictate the necessity.

b. Equipment used by instructors and students must comply with that listed on page 2.

c. All in-water skills are to be taught in chest deep water unless otherwise specified.

d. Time spent teaching new skills in sheltered water or on a platform cannot be credited to ocean diving time requirements.

Copyright © 2008 AUSI Pty Ltd ACN 062 887 969

Practical Skills Module 1

(For AUSI Scuba Adventure, AUSI Level I Scuba Diver & AUSI Level II Scuba Diver)

SA.P.1.1 Introduction

1. Introduce yourself and assistants
2. Explain what equipment is needed and where to find it
3. Record equipment given out
4. Explain overall aim of the session

SA.P.1.2 Assignment of Buddies and Groups

1. Explain the importance of the buddy system
2. Assign all students to buddy pairs and groups

Note: Where possible avoid pairing up close friends, eg. boy friend with girl friend, husband with wife, father and son, this can lead to poor learning through peer pressure and/or interference.

SA.P.1.3 Use of Snorkelling Gear

1. Mask
   Explain and demonstrate:
   a) How to defog mask
   b) Keep hair and hood out to prevent flooding
   c) Keep mask on face at all times
   d) Attach snorkel to left side of mask to prevent entanglement with regulator
   e) Do not have strap too tight
2. Snorkel
   Explain and demonstrate:
   a) Should be checked, students with unsuitable snorkels should be told to try another
   b) Attached to the left hand side of the mask
   c) How to clear
      (i) Blow hard
      (ii) Head back and blow hard
      (iii) Displacement
      (iv) Self-draining
3. Fins
   Explain and demonstrate:
   a) Students should NOT walk with fins on
   b) Put fins on by poolside by either sitting down or by using buddy for support while one leg forms a figure 4 across the other so fin can be donned with minimum chance of loss of balance
4. Exposure Suit
   Explain and demonstrate:
   a) If the suit feels too tight NOT to persevere but rather get a larger size (if too loose, reverse applies)
   b) Not to dig finger nails into the material
   c) How to minimise wear and tear on suit knees. (wear knee guards where appropriate)

Note: (i) Students should put on their suits while under supervision.
(ii) Encourage the buddy system by having students help each other.

5. Weight Belt
   Explain and demonstrate:
   a) Weights should be evenly placed around the belt
   b) Do not carry weight belt with open end down (can lead to injury due to falling weights), better to carry done up
   c) To put weight belt on pick it up by both ends and step into it
   d) Weight belt must be above the hips and tightened comfortably around the waist and free to fall in an emergency
   e) Loose ends are to be left loose otherwise quick release function is lost - loose ends must not be tucked in

SA.P.1.4 Scuba Unit Assembly

The instructor should pre- assemble and check all scuba units prior to the practical skills training session and ocean dive. However if there is enough time then the students can assemble their own scuba unit, follow the procedure outlined in the AUSI Level I Teaching Guidelines, I.P.1.4. Any doubtful gear should be exchanged immediately.

Warn students of the danger of leaving cylinders standing unattended as they can be knocked over.

Copyright © 2008 AUSI Pty Ltd ACN 062 887 969

SA.P.1.5 Donning the Scuba Unit

1. **WARNINGS**
   a) Not to put on over head due to the potential danger of damage to gear and/or diver should a fall occur (especially on boats)
   b) Not to pick up the unit and sling it across back (swinging gauges and regulator could damage on-lookers and/or divers)
   c) To hold the cylinder at all times (except when the cylinder is lying down)
2. Donning the Scuba Unit using a Buddy
   a) Buddy lifts unit while diver puts arm through BC
   b) Diver adjusts and secures unit
   c) Reverse roles
   d) Instructor to do a safety check

SA.P.1.6 Buddy Check

Brief students on the importance of a buddy check and have the students make the following checks on each other:

1. Buoyancy Compensator
   a) Oral inflation and deflation
   b) Dump valve operation
   c) For any leakages
   d) SCUBA feed inflation
   e) Strap adjustment, ensure there are no tangles or twists
2. Weight Belt
   a) Weights are evenly distributed over hips (where possible), loose end not tucked in
   b) Weight belt is clear of SCUBA unit
3. Air Supply
   a) Air on full and back 1/2 turn
   b) Air pressure -180-240 atm (2700 – 3600 psi)
   c) Both regulators functional
4. Mask
   a) Seal is on face not hair or wet suit hood and seal is not folded under itself
   b) Strap not too tight

SA.P.1.7 Neutral Buoyancy

1. Check that students have been given the approximate weight they require
2. Students put on weight belt, mask, snorkel and fins and enter water
3. Students should be told to assume the foetal position while holding breath, if neutrally buoyant they will float at ear/eye level, students should then be told to exhale forcefully after which they should sink if they are neutrally buoyant

Note: It can be an advantage to have students slightly negative for the practical skills session and the ocean dive but the student must be capable of staying afloat on the surface without air in the buoyancy compensator.

SA.P.1.8 Descent & Ascent Procedures

1. Explain reason to learn and the correct sequence of descending and ascending ie signal, snorkel/regulator exchange ears, dump and vice-versa for ascending but emphasising a slow ascent rate
2. Demonstrate correct use of buoyancy compensator including the need for positive buoyancy on the surface at all times dumping air, power inflation
3. Have students practice dumping and inflating BC five times each using scuba feed
4. Repeat five times using oral inflation

Copyright © 2008 AUSI Pty Ltd ACN 062 887 969

SA.P.1.9 Basic Scuba Breathing

CONTINUALLY WARN STUDENTS OF THE DANGERS OF PRESSURE INJURIES.
"NEVER HOLD YOUR BREATH, CLEAR (POP) EARS ON SURFACE AND CONTINUALLY DURING DESCENT".

1. Explain and demonstrate the use of the purge button and how to prevent a free flowing regulator
2. Explain and demonstrate basic hand signals
3. While standing in water place regulator in mouth and breathe continuously. (Instructor should ensure breathing patterns are relaxed and close to normal.)
4. Check use of OK signal
5. While holding onto the side of the pool/back of boat lay face down with feet out stretched and breathe continuously underwater for about 15 breaths to get used to the feeling of breathing on scuba
6. Have students follow the correct descent procedure and descend to bottom of pool, ensure BC is completely deflated, asking students to note the affect of breathing on buoyancy

Note: Students who have trouble submerging are generally not exhaling adequately.

7. Ensure students get feed back on their ascent procedure
8. Students should have noted how breathing affected buoyancy. This should be emphasised
9. Adjust weights as necessary
10. Where possible give students some time (5-10 minutes) to gain confidence and relax
11. Once relaxed have students practice correct descent and ascent procedures at least five times
12. Have students practice swimming underwater whilst staying in contact with the bottom

SA.P.1.10 Fin Pivot Using Scuba Feed

1. Give reason to learn, explain teaching points and demonstrate
2. Have students lay on the bottom with no air in their BC's
3. Inflate BC until student pivots on fins and is able to demonstrate neutral buoyancy by breath control ie breathe in and rise, breathe out and sink
4. Repeat five times

SA.P.1.11 Regulator Clearing

WARNING: -STUDENTS SHOULD ALWAYS BE BREATHING OUT WHEN REGULATOR IS NOT IN MOUTH (ie. trickle breathing)

Method 1 - Clearing by exhaling
Method 2 - Clearing by purging
Method 3 - Clearing by combination

1. Explain reason to learn
2. Explain and demonstrate method 1
3. Perform Method 1 while standing ie. flood and clear
4. While submerged have student perform method 1 (five times) exchanging OK signals between each attempt
5. Explain and demonstrate method 2
6. Perform Method 2 while standing ie. flood and clear
7. While submerged have student perform Method 2 (five times) exchanging OK signals between each attempt
8. Explain and demonstrate Method 3
9. While submerged have student perform Method 1 (five times) exchanging OK signals between each attempt

Note: Regulator clearing can be taught above water, on the surface, where maximum feedback can occur.

SA.P.1.12 Regulator and Gauge Recovery

1. Give reason to learn, explain teaching points and demonstrate
2. Demonstrate both methods
   a) Arm sweep
   b) Reach
3. Stress teaching points
4. Repeat five times
5. Repeat five times underwater
6. Repeat exercise (1-5) using gauge

SA.P.1.13 Regulator Exchange

1. Give reason to learn, explain teaching points and demonstrate
2. Remove main regulator, locate and clear safety regulator
3. Repeat five times underwater

Copyright © 2008 AUSI Pty Ltd ACN 062 887 969

SA.P.1.14 Fin Pivot Using Oral Inflation

1. Give reason to learn, explain teaching points and demonstrate
2. Have students lay on the bottom with no air in their BC's
3. Orally inflate BC until student pivots on fins and is able to demonstrate neutral buoyancy by breath control ie breathe in and rise, breathe out and sink
4. Repeat five times

SA.P.1.15 Mask Clearing on Scuba

1. Explain reason to learn
2. Explain and demonstrate teaching points
3. Have students do a dry run above water, 5 times
4. Have student submerge and do a dry run underwater, if water gets in then correct technique as necessary
5. Partially fill mask with water
6. Place one hand at top of mask (leaving the other hand free for other tasks - explain this)
7. Apply slight pressure to the top of mask
8. Exhale through nose
9. Bend head backwards
10. Repeat until mastered on surface so that instructor can give feedback and correct technique
11. Repeat five times underwater
12. Repeat 2-8 with fully flooded mask

Note: Mask clearing should be taught above water, on surface, where maximum feedback can occur.

SA.P.1.16 Mask Removal and Replacement

1. Give reason to learn, explain teaching points and demonstrate
2. Have students remove and replace their mask
3. Repeat five times. Emphasise correct technique and use of only one hand to clear

SA.P.1.17 Combined Mask and Regulator Clear

1. Remove demand valve and hold at arms length
2. Remove mask
3. Replace and clear demand valve
4. Replace and clear mask
5. Repeat five times

Note: Students should be trickle breathing when regulator is out of mouth.

SA.P.1.18 Diving to 3+ metres (10 ft) - OPTIONAL

WARN STUDENTS OF THE DANGERS OF PRESSURE INJURIES (ie. "NEVER HOLD YOUR BREATH") AND THE NECESSITY TO CLEAR EARS PROPERLY (ie. "POP YOUR EARS ON THE SURFACE AND THEN EVERY 60 cm (2 ft) IF YOU CANNOT CLEAR YOUR EARS ASCEND").

1. Brief students, indicating the importance of equalising ears continually and breathing normally
2. Teach the following signals -
   a) Going down
   b) Going up
   c) Something is wrong
3. Instructor to lead the way signalling to students to clear ears and exchanging "OK" signals continually (take students down one buddy pair at a time)
4. At depth group the students in a semi-circle facing the instructor
5. Exchange "OK" signals

Note: Some students who are nervous about depth may use ear problems to disguise it. Care must be taken to determine the problem and hence determine the correct action. If any doubt exists concerning ear damage DO NOT proceed. Wherever possible, use a line to control descent and ascent.

Copyright © 2008 AUSI Pty Ltd ACN 062 887 969

SA.P.1.19 Pool Exit

1. Explain reason to learn
2. Remove weight belt and hand it up, open end first
3. Remove fins
4. Go up ladder one step at a time

WARNING: Students should be warned of the danger of a cylinder slipping out of a back pack or someone falling backwards and therefore should keep well clear of the ladder until the exiting diver is completely out of the water and off the ladder.

Note: Emphasise the need to keep masks and snorkels in place.

SA.P.1.20 Removal of the Scuba Unit

1. Buddy to support scuba unit
2. Student undoes buckles
3. Buddy carefully lowers unit and lies on ground (not on BC)
4. Repeat for other buddy

SA.P.1.21 Disassembly of Scuba Unit

1. Instructor should go through the disassembly procedure (reverse of Section I.P.1.4in the AUSI Level I - Teaching Guidelines) in point form with students in a group performing each step at a time
2. Instruct students how to wash and stow equipment

Note: (i). BC's need to have water drained out.
(ii). Faulty equipment needs to be labelled and separated for repair.

Copyright © 2008 AUSI Pty Ltd ACN 062 887 969

Ocean Training Dive

The AUSI Scuba Adventure course consists of one ocean dive. The dive shall not exceed nine metres (30ft) in depth. If credit towards further training is being sought then the dive must be to a minimum depth of four metres (15ft) for a minimum time of 20 minutes.

The ocean diving component of the AUSI Scuba Adventure course shall not be commenced until satisfactory completion of Practical Skills Module.

The ocean dive should be conducted in accordance with the Ocean Training Dives section of the **AUSI Instructor Course Notes** and be directly supervised by an AUSI Level II Scuba Instructor or higher.

The purpose of the dive is to introduce students to the underwater world and should be shallow with minimum hazards.

Note: Instructors must show lots of enthusiasm and show many different marine animals. Remember everything is new and exciting to students.

Ocean Entries and Exits

The instructor is to choose and teach the most appropriate entry and exit.

Assessment

Theory

Theory assessment is conducted by the administration of a short knowledge review at the conclusion of the theory presentation.

Practical

During the practical training session the instructor must personally assess mask clearing and regulator recovery and clearing, these two skills must be demonstrated satisfactorily before proceeding with the dive.

Ocean Diving

During the ocean dive the instructor must maintain constant personal contact with the student and carefully monitor the student's air supply and buoyancy.

Copyright © 2008 AUSI Pty Ltd ACN 062 887 969

Certification

All certificates must be pre-purchased from AUSI Head Office unless an approved equivalent is used.

When issuing the certificate, the store must ensure that all the required details are accurately completed.

The Student Profiles, either the tear off forms or for approved AUSI Facilities - the *AUSI Scuba Adventure Participant Profile Summary Form*, are to be returned to AUSI Head Office by the 14th day of the next month for registration.

Note: Instructors are to emphasise to students that the AUSI Scuba Adventure is **not** a certification course, however AUSI Scuba Adventure can be credited as Module 1 towards the AUSI Level I/II Scuba Diver course only if the minimum dive requirements were met.

Upgrades

AUSI Scuba Adventure (Module One only) to AUSI Level I Scuba Diver

Within 30 days:
If the upgrade is within 30 days of completion of the AUSI Scuba Adventure program, the student is only required to complete the outstanding Level I Theory Module ie AUSI Scuba Learning Module 2 and lesson review, Theory Test, Practical Training Modules and ocean dive.

Outside 30 days:
If the upgrade is beyond 30 days since completion of the AUSI Scuba Adventure program the student should complete the revision sessions as outlined below before progressing with further training:

1. Review AUSI Scuba Learning Module 1 and the lesson review,
2. Review Practical Skills Module 1, and
3. Do a Refresher Dive similar to Ocean Dive 1 of the AUSI Level I Scuba Diver program.

Credit for further Scuba Adventure Dives:

If satisfactory dives have been completed beyond the program, credit for AUSI Level I Scuba Diver ocean dives may be granted, where appropriate.

Note: Before preceding with an update program the instructor must sight the student's Training Record from the previous instructor and have the student sign a new AUSI Participation Agreement.

Copyright © 2008 AUSI Pty Ltd ACN 062 887 969

Debrief

Debrief all students ensuring that the following points are covered:

1. What the qualification means,
2. Further education, and
3. Precautions:
   - What to avoid with regard to Decompression Illness,
   - What to do about Decompression Illness, and
   - Local diver emergency services.

Where appropriate, also include the following:

1. Update requirements, where relevant,
2. A course assessment sheet to analyse the student's impressions of their course,
3. Dive Club and Charter Boat information,
4. Dive Travel,
5. How to purchase or rent equipment, and
6. Any special package deals.

Copyright © 2008 AUSI Pty Ltd ACN 062 887 969

AUSI SCUBA ADVENTURE

COURSE MATERIALS

AUSI MEDICAL HISTORY FORM

AUSI SNORKEL & SCUBA DIVING PARTICIPATION AGREEMENT

AUSI SCUBA ADVENTURE KNOWLEDGE REVIEW

AUSI SCUBA ADVENTURE PARTICIPANT PROFILE SUMMARY FORM

AUSI SCUBA ADVENTURE INSTRUCTOR CUE CARD WITH KNOWLEDGE REVIEW ANSWERS

Please photocopy the forms for use as necessary from this section of your AUSI Instructor Manual.
OR
Registered instructors can download an AUSI Scuba Adventure Instructor Pack from www.ausi.com.au.

Copyright © 2008 AUSI Pty Ltd ACN 062 887 969

Copyright © 2008 AUSI Pty Ltd ACN 062 887 969

Form 1 (0708) - AUSI MEDICAL HISTORY FORM

This form is used for the assessment of potential problems for persons wishing to partake in AUSI Snorkel or AUSI Scuba programs. In the interest of your safety it is important that you give true, full and complete answers to all questions. Your instructor may advise you to have a full diving medical before diving or may recommend that you do not dive at all.

IMPORTANT: Do you understand that incorrect or misleading information can lead to serious injury resulting in permanent damage or death? YES ☐ NO ☐

A. PERSONAL DETAILS

Name _____ Date of Birth ___/___/___

Address _____

Contact Email: _____ Mobile: _____ Phone: _____

Sex : Male ☐ Female ☐ Occupation _____

Where did you hear about this course? _____

B. GENERAL INFORMATION

	YES	NO	
1. Are you a non-swimmer?	☐	☐	
2. Have you ever had trouble in water?	☐	☐	Details _____
3. Have you scuba dived previously?	☐	☐	Details _____
4. Are you in good health?	☐	☐	Details _____
5. Are you on any medication?	☐	☐	Details _____
6. Operations within the last six months?	☐	☐	Details _____
7. Is there a family history of heart disease?	☐	☐	Details _____
8. Do you have any disease or disability	☐	☐	Details _____
9. Do you smoke?	☐	☐	

Pack Years (Should be < 10)

Cigarettes per day ☐ Multipliy by years of smoking ☐ Divide by 20 = ☐

	YES	NO
10. Have you consumed alcohol or any other drugs within the last 24 hours?	☐	☐
11. Will you be flying or going to altitudes above 300m within 24 hours after your last scuba dive?	☐	☐

Do you suffer from, or have you ever suffered any of the following?

12. Ear problems when flying or diving	☐	☐	16. Migraine or severe headache	☐	☐
13. Ruptured eardrum	☐	☐	17. Depression, claustrophobia or panic attacks	☐	☐
14. Chronic ear discharge or infection	☐	☐	18. Back problems	☐	☐
15. Sea sickness	☐	☐	19. Recompression for a diving related illness	☐	☐

C. MEDICAL HISTORY - Do you suffer from, or have you ever suffered any of the following?

	YES	NO		YES	NO
1. Ear surgery (other than drainage)	☐	☐	11. Pneumothorax (collapsed lung)	☐	☐
2. Persistent ringing noises or deafness	☐	☐	12. Persistent fainting or blackouts	☐	☐
3. Persistent loss of balance	☐	☐	13. Head injury requiring hospitalisation	☐	☐
4. Persistent allergies affecting nose/sinuses	☐	☐	14. Epilepsy or fits	☐	☐
5. Persistent cough or coughing blood	☐	☐	15. Any brain or spinal disorder	☐	☐
6. Recurrent chest/lung infections/problems	☐	☐	16. Diabetes	☐	☐
7. Abnormal chest pain	☐	☐	17. Heart disease	☐	☐
8. Chest surgery (heart or lung)	☐	☐	18. High blood pressure	☐	☐
9. Abnormal shortness of breath	☐	☐	19. Pulse irregularities	☐	☐
10. Asthma, wheezing or use of a puffer	☐	☐	20. Are you pregnant. or trying to be pregnant?	☐	☐

D. DECLARATION

I certify that the above information is true and complete to the best of my knowledge and I hereby authorize Dr _____ Phone # _____ to supply medical information relevant to this course regarding me to my instructor in my own personal interest.

Student's signature _____ Date ___/___/___

Instructor's signature _____ Instructor #: _____

Copyright © 2008 AUSI Pty Ltd ACN 062 887 969

..

F10/0209 -AUSI Snorkel & Scuba Diving Participation Agreement (1/2)

This is an important document that affects your legal rights and should be read carefully and the terms understood before signing.

THIS AGREEMENT IS BETWEEN

_____ ***(ACN _____)*** of _____ in the State of _____

AND its diving instructors, employees and agents (Hereinafter referred to as "the Dive School")

AND

_____

(NAME OF PARTICIPANT)

of _____ in the State of _____

(ADDRESS)

(Hereinafter referred to as "the Participant")

FOR ALL IN-WATER DIVING ACTIVITIES including Snorkel Swimming, Snorkel Diving, Resort Scuba Diving and Certified Scuba Diving (Hereinafter referred to as "the Activity")

WHERE:

When Snorkelling, the Participant agrees to obey the Dive Master's directions and to always snorkel with a "buddy".

When taking part in a "Resort Dive", the Participant acknowledges that the Activity is a non-certification course providing only limited theoretical and practical training and experiences sufficient to enable the Participant to participate in introductory recreational scuba dives to a maximum depth of six metres (20ft) whilst under the direct supervision of a scuba instructor. The Participant also acknowledges that without further training he/she should not undertake any further dives without the supervision of a qualified scuba instructor.

When Certified Scuba Diving, the Participant agrees to obey the Dive Master's directions and to dive within the limits of his/her scuba certification as specified below.

Certifying Agency:	_____	Level of Certification:	_____
Certification Number:	_____	Date of Certification:	_____
Name of Instructor:	_____	Name of Facility:	_____
Date of Last Dive:	_____	Total Number of Dives:	_____

WARNING - RISKS OF SNORKELLING AND SCUBA DIVING

BY SIGNING THIS DOCUMENT YOU EXPRESSLY ASSUME ALL THE RISKS, HAZARDS AND DANGERS ASSOCIATED WITH SNORKELLING AND SCUBA DIVING.

The Dive School hereby provides the Participant with notice to warn him/her of the inherent risks, hazards and dangers of recreational snorkelling and/or scuba diving: ***(Initial each box if understood)***

1. The underwater environment is alien to human beings and as a consequence snorkel and scuba diving are risk inherent adventure activities which expose participants to the risk of serious injury or death. ☐
2. Many of the physiological effects on the human body due to the underwater environment and the pressure changes experienced whilst scuba diving are not properly understood. ☐
3. The long-term effects of scuba diving on the human body are generally either not known or not properly understood and there may be adverse health effects on the human body resulting from scuba diving which are presently unknown or not fully known. ☐
4. No decompression table or diving computer is completely safe and despite observance of safe diving practices, including diving within the tables or in accordance with the dive computer calculations, there is an inherent risk of developing decompression illness. ☐
5. Communication under water is limited to hand signals and, as a consequence of reduced visibility or separation, communication between the instructor and the Participant may be difficult or not possible. ☐
6. Snorkel and scuba diving can involve strenuous physical exertion under certain conditions which may include swimming underwater or on the surface against a current or tidal stream, in rough seas over long distances. ☐
7. The taking of various medications or drugs may have adverse health effects resulting from pressure changes associated with scuba diving. These are or may be unknown and medical advice should be obtained from an appropriately qualified diving doctor. ☐

The Participant expressly acknowledges he/she understands that recreational snorkel and scuba diving involves risk, hazards and dangers which could result in serious injury or death. The Participant nevertheless wishes to participate in the Activity and willingly accepts and expressly assumes all such risks, hazards and dangers.

SCUBA ADVENTURE LESSON REVIEW - ANSWER SHEET

(1)	A	B	C	D	[ ]
(2)	A	B	C	D	[ ]
(3)	A	B	C	D	[ ]
(4)	A	B	C	D	[ ]
(5)	A	B	C	D	[ ]
(6)	A	B	C	D	[ ]

I declare I have discussed my incorrect answers with my instructor and I now acknowledge my understanding in those areas.

Participant's Signature:

_____

Date:

Copyright © 2009 AUSI Pty Ltd ACN 062 887 969

F10/0209 -AUSI Snorkel & Scuba Diving Participation Agreement (2/2)

Medical Declaration for Scuba Diving

Name: _____ **Date of Birth:** _____ **Sex:** _____

Have you suffered, do you now suffer from, any of the following -

	Yes	No		Yes	No
Asthma or wheezing			Fainting, seizures or blackouts		
Brain, spinal cord or nervous disorder			Heart disease of any kind		
Chest surgery			Recurrent ear problems when flying		
Chronic bronchitis or persistent chest complaint			Tuberculosis or other long-term lung disease		
Chronic sinus condition			Breathlessness		
Collapsed lung (pneumothorax)			Chronic ear discharge or infection		
Diabetes mellitus (sugar diabetes)			High blood pressure		
Ear surgery			Perforated ear drum		
Epilepsy			Decompression Illness		
Other illness or operation within the last month including tooth extraction					
Are you pregnant or planning to become pregnant (females only)?					
Are you currently taking medicine or drug (excluding oral contraceptives)?					
Are you a non-swimmer or ever had trouble in the water?					
Have you ingested alcohol within the 8 hours prior to diving					
If you smoke, multiply the number of cigarettes per day by the number of years of smoking and divide by 20					
Do you understand that concealment of any condition incompatible with safe diving might put your life or health at risk?					

Participant's Statement: I certify that the above information is true and complete to the best of my knowledge.

[Name of Participant] ……..…….. Participant's Signature: …….

Liability Release and Indemnity Agreement

The Participant, in consideration of the Dive School agreeing to accept his/her participation in the Activity, agree to release the Dive School from all loss, damage, claims, demands, suits, actions or proceedings of any kind directly or indirectly arising out of or resulting from an accident or happening, equipment failure, latent conditions, damage, death, injury or loss arising or occurring to or suffering by him/her during or after the Activity or during any subsequent snorkel or scuba diving activity or related activity whether or not the same shall have been caused by, or contributed to in whole or in part to the negligence of or breach of contract by the Dive School.

The Participant expressly acknowledges that he/she is in good health and is not aware of any medical or health reason why he/she should not participate in scuba or snorkel diving and he/she has fully and truthfully disclosed to the Dive School and any doctor examining him/her for the purpose of determining his/her fitness to dive:-

(i) any medical or health condition suffered by or affecting him/her of which he/she is aware;

(ii) all medications or drugs which he/she is taking or takes from time to time;

The Participant expressly acknowledges that he/she has read and understood this agreement, and specifically the waiver of legal rights and notice warning of some of the risks inherent in the activities of snorkel and scuba diving, and agrees to be bound by them.

This agreement does not purport to or have the effect of excluding, restricting or modifying the application of any of the provisions of the *Fair Trading Act* or the *Trade Practices Act* or the exercise of a right conferred by any such provision or any liability for a breach of condition or warranty implied by such provision.

SIGNED for and on behalf of

_____ ……

[Business Name] [Instructor to Sign]

SEALED AND DELIVERED on the ……..……. day of ……..…….. (Month) …….. (Year) by the said

[Name of Participant] ……..…….. Participant's Signature: …….

in the presence of

[Name of Witness] ……..…..... Witness's Signature: …….

IF THE PARTICIPANT IS UNDER THE AGE OF 18 YEARS THIS AGREEMENT IS TO BE READ CAREFULLY AND THEN SIGNED BY THE PARTICIPANT'S PARENTS OR LEGAL GUARDIAN WHERE INDICATED ON AUSI FORM 11 (02/09).

Copyright © 2009 AUSI Pty Ltd ACN 062 887 969

F11/0209 -AUSI Snorkel & Scuba Diving Participation Agreement (Under 18)

This form must be used for all Participants under the age of 18 years and must be attached to a completed AUSI Form 10 (0201).

Liability Release and Indemnity Agreement for Participants under the age of 18 years.

Child One

In consideration of the Participant being permitted to undertake the Activity I, _____, being at least eighteen years of age and the parent or legal guardian of the Participant, on behalf of myself and the Participant, agree to be bound by the terms and conditions of this agreement. I hereby acknowledge that I have read and understood this agreement, in particular, the Statement of Limitations, Notice of Warning of some of the risks inherent in the activities of snorkel and scuba diving and the Liability Release and Indemnity Agreement and hereby give my consent to the Participant participating in the Activity with full knowledge of the inherent risks involved.

I expressly acknowledge that the Participant is in good health and that I am not aware of any medical or health reason why he/she should not participate in scuba or snorkel diving and that I have fully and truthfully disclosed to the Dive School and any doctor examining him/her for the purpose of determining his/her fitness to dive:-

(i) any medical or health condition suffered by or affecting him/her of which he/she is aware;

(ii) all medications or drugs which he/she is taking or takes from time to time;

SIGNED SEALED AND DELIVERED on the ……..…day of …….. (Month) …….. (Year) by the said

[Name of Father/Mother/Legal Guardian] ……..… Signature: …….

in the presence of

[Name of Witness] …….…..... Witness's Signature: …….

Child Two

In consideration of the Participant being permitted to undertake the Activity I, _____, being at least eighteen years of age and the parent or legal guardian of the Participant, on behalf of myself and the Participant, agree to be bound by the terms and conditions of this agreement. I hereby acknowledge that I have read and understood this agreement, in particular, the Statement of Limitations, Notice of Warning of some of the risks inherent in the activities of snorkel and scuba diving and the Liability Release and Indemnity Agreement and hereby give my consent to the Participant participating in the Activity with full knowledge of the inherent risks involved.

I expressly acknowledge that the Participant is in good health and that I am not aware of any medical or health reason why he/she should not participate in scuba or snorkel diving and that I have fully and truthfully disclosed to the Dive School and any doctor examining him/her for the purpose of determining his/her fitness to dive:-

(iii) any medical or health condition suffered by or affecting him/her of which he/she is aware;

(iv) all medications or drugs which he/she is taking or takes from time to time;

SIGNED SEALED AND DELIVERED on the ……..…day of …….. (Month) …….. (Year) by the said

[Name of Father/Mother/Legal Guardian] ……..… Signature: …….

in the presence of

[Name of Witness] …….…..... Witness's Signature: …….

Child Three

In consideration of the Participant being permitted to undertake the Activity I, _____, being at least eighteen years of age and the parent or legal guardian of the Participant, on behalf of myself and the Participant, agree to be bound by the terms and conditions of this agreement. I hereby acknowledge that I have read and understood this agreement, in particular, the Statement of Limitations, Notice of Warning of some of the risks inherent in the activities of snorkel and scuba diving and the Liability Release and Indemnity Agreement and hereby give my consent to the Participant participating in the Activity with full knowledge of the inherent risks involved.

I expressly acknowledge that the Participant is in good health and that I am not aware of any medical or health reason why he/she should not participate in scuba or snorkel diving and that I have fully and truthfully disclosed to the Dive School and any doctor examining him/her for the purpose of determining his/her fitness to dive:-

(v) any medical or health condition suffered by or affecting him/her of which he/she is aware;

(vi) all medications or drugs which he/she is taking or takes from time to time;

SIGNED SEALED AND DELIVERED on the ……..…day of …….. (Month) …….. (Year) by the said

[Name of Father/Mother/Legal Guardian] ……..… Signature: …….

in the presence of

[Name of Witness] …….…..... Witness's Signature: …….

Copyright © 2009 AUSI Pty Ltd ACN 062 887 969

..

AUSI SCUBA ADVENTURE KNOWLEDGE REVIEW

1. **After completion of an AUSI Scuba Adventure you are able to:**
   (a) Scuba dive with an instructor to nine metres (30 ft)within 30 days
   (b) Scuba dive with an instructor to nine metres (30 ft) within 6 months
   (c) Scuba dive without an instructor to six metres (20 ft) within 30 days
   (d) Scuba dive without an instructor to nine metres (30 ft) within 6 months

2. **The greatest volume change of a gas occurs between:**
   (a) 0 and 10 metres (33 ft)
   (b) 10 and 20 metres (33 – 66 ft)
   (c) 20 and 30 metres (66 – 100 ft)
   (d) 30 and 40 metres (100 – 133 ft)

3. **The volume of a balloon during ascent will:**
   (a) Stay the same
   (b) Increase
   (c) Decrease
   (d) First increase then decrease

4. **To avoid ear injuries when scuba diving you should:**
   (a) Use ear plugs
   (b) “pop” your ears when pain is felt
   (c) “Pop” your ears when pressure is felt
   (d) “Pop” your ears on the surface then continuously on descent

5. **If you are having problems equalising your ears on descent it is best to:**
   (a) Immediately ascend to the surface
   (b) Stop, ascend a little and then try to “pop” your ears again
   (c) Descend until pain occurs then “pop” your ears
   (d) Continue descending until pain goes away

6. **To avoid lung pressure injuries when scuba diving:**
   (a) Always breathe normally
   (b) Never hold your breath
   (c) Ascend slowly
   (d) All of the above

..

FORM 9 (1005) AUSI SCUBA ADVENTURE PARTICIPANT PROFILE SUMMARY FORM

This form is **ONLY** to be used by approved AUSI Facilities who are authorised to issue their own Certificates of Participation.

Dive Facility: _____

PARTICIPANT'S DETAILS:							**INSTRUCTOR DETAILS:**	
Surname	**Other Names**	**State or Country of Origin**	**Sex (M/F)**	**Year of Birth**	**Date of Course**	**Cert. No.**	**Name**	**AUSI No.**
1.								
2.								
3.								
4.								
5.								
6.								
7.								
8.								
9.								
10.								
11.								
12.								
13.								
14.								
15.								
16.								
17.								
18.								
19.								
20.								
21.								
22.								
23.								
24.								
25.								

Please return form to AUSI Head Office by the 14th day of the following month – **73 Silverdale Road, Eaglemont, Victoria 3084 AUSTRALIA**

..

AUSI Introductory Scuba Dive - Cue Card (Side 1)

INTRODUCTION
- Complete Participation Agreement
- Both to sign
- Check prerequisites
- AUSI Pathway
- Structure of the "Intro Dive" experience
- Timetable
- Emphasise *"NOT a certification course"*.

MEDICAL CHECK
- YES to any question in Section B must be thoroughly checked out
- If in **any** doubt request a full medical
- YES to any question in Section C must have a full diving medical

PRESENTATION
- Present AUSI Flip Chart

LESSON REVIEW ANSWERS

1(a) 2(a) 3(b) 4(d) 5(b) 6(d)

TRAINING SESSION
- Buoyancy check
- Equipment donning
- Basic scuba breathing
- Regulator clearing
- Regulator and gauge recovery
- Regulator exchange
- Partial mask clearing
- Full mask clearing

CONTINUALLY REMIND STUDENTS TO "POP" THEIR EARS ON DESCENT AND TO BREATHE NORMALLY AND NEVER HOLD THEIR BREATH

PRACTICAL SKILLS REQUIRE LOTS OF REPETITION

Copyright © AUSI Pty Ltd - October 2008

AUSI Introductory Scuba Dive - Cue Card (Side 2)

OCEAN DIVE BRIEF
- Boat information (if appropriate)
- Purpose of dive
- Site description
- Hazards
- Entry
- Descent ("continuously equalise")
- Dive plan
  - depth
  - bottom time
  - low air
- Ascent and safety stops
- Exit
- Emergency procedures
  - lost buddy procedure
  - low air
  - out of air
- *Warn about ear & lung pressure injuries*

DURING DIVE
- Use descent/ascent line and keep it slow
- Where possible keep direct contact
- Monitor air of all students
- Establish positive buoyancy on surface

POST DIVE DEBRIEF
- Check health
- Talk over good and bad points
- Further dives
- Certification courses
- Avoiding DCI (eg altitude & exercise)
- What to do about DCI
- The DES (1800 088 200)

CERTIFICATION
- Fill in certificates and present
- Complete Student Profiles

PLAN DIVES CONSERVATIVELY AND MINIMISE MULTIPLE ASCENTS

Copyright © AUSI Pty Ltd - October 2008

To waterproof, photocopy, fold in half, trim and laminate

Copyright © 2005 AUSI Pty Ltd ACN 062 887 969

..

Section 5B: AUSI Scuba Teaching Guidelines

LEVEL I SCUBA DIVER – October 2005

COURSE PLANNING 1

CLASSROOM PRESENTATIONS 4

PRACTICAL SKILLS TRAINING 5

OCEAN TRAINING DIVES 16

ASSESSMENT 19

CERTIFICATION 20

DEBRIEF 20

COURSE MATERIALS 21

- **AUSI MEDICAL HISTORY FORM**
- **AUSI LEVEL I SCUBA DIVER PARTICIPATION AGREEMENT**
- **AUSI LEVEL I SCUBA DIVER TRAINING RECORD**
- **AUSI LEVEL I SCUBA DIVER THEORY TEST**
- **AUSI LEVEL I SCUBA DIVER THEORY TEST - ANSWER SHEET**
- **AUSI LEVEL I SCUBA DIVER THEORY TEST - ANSWER TEMPLATE**
- **AUSI LEVEL I SCUBA SKILLS CUE CARD**

Copyright © 2005 AUSI Pty Ltd ACN 062 887 969

Copyright © 2005 AUSI Pty Ltd ACN 062 887 969

COURSE PLANNING

The AUSI Level I Scuba Diver (Supervised Scuba Diver) course is designed to train divers to dive to nine metres (30ft) in open water that has direct vertical access to the surface while under the direct supervision of an instructor during daylight hours. Training is valid for 12 months.
The course has three components:
1. Theory - two presentations, lesson reviews and test,
2. Practical Skills - two sessions plus one optional session, and
3. Ocean Dives - two ocean dives.

Instructor
The course can only be conducted by an AUSI Level II Scuba Instructor or higher.

Ratios
1. Theory 24:1
2. Pool >1.5m 8:1 or 12:1 with the assistance of one AUSI Level I Scuba Instructor, or 16:1 with the assistance of two AUSI Level I Scuba Instructors,
   <1.5m 16:1, and
3. Ocean 8:1 or 10:1 with the assistance of one AUSI Level I Scuba Instructor.

NOTE: Ratios are for ideal conditions and may need to be reduced due to water conditions or student requirements.

Prerequisites
Prerequisites for the AUSI Level I Scuba Diver course are:
1. Be at least 12 years of age, and
2. Be medically fit to scuba dive; use the *AUSI Medical History Form* or approved equivalent.

Before conducting the course, ensure that the students have met all the prerequisites and signed the *AUSI Level I Scuba Diver Participation Agreement*.

Materials
During the course it is compulsory for the instructor to use the following:

1. **AUSI Open Water Scuba Diving Manual** or relevant AUSI Course Notes,
2. *AUSI Medical History Form* or approved equivalent,
3. *AUSI Level I Scuba Diver Participation Agreement,*
4. *AUSI Level I Scuba Diver Training Record,*
5. *AUSI Level I Scuba Diver Theory Test,*
6. **AUSI Certification Sheet,** and
7. **AUSI Logbook** or other suitable diver's logbook.

Items 1, 6 & 7: Can be purchased from AUSI Head Office.

In lieu of Item 4: AUSI Level I Scuba Course Notes and lesson reviews (AUSI Scuba Learning Modules 1 & 2) can be downloaded from www.ausi.com.au.

Items 2, 3, 4 & 5: Can be photocopied from the Course Materials section of the AUSI Instructor Manual or registered instructors can download an AUSI Level I Scuba Instructor Pack from www.ausi.com.au.

Copyright © 2005 AUSI Pty Ltd ACN 062 887 969

Equipment
Each instructor and student shall use the equipment required by Australian Standard AS 4005.1-2000 during all practical training and ocean diving throughout the course:

1. Mask, snorkel and fins,
2. Approved air cylinder and valve (Australian Standard AS 2030.1),
3. Buoyancy control device with scuba feed inflator designed to maintain the head above water surface when inflated (separate back pack if appropriate),
4. Regulator (instructor's must use a balanced first stage),
5. Alternate air source,
6. Depth and cylinder pressure gauges, and timing device, and
7. Adequate exposure protection with appropriate quick release weight system.

Instructors must have all of the above plus a knife and compass.

Upgrades

AUSI Scuba Adventure to AUSI Level I Scuba Diver

Within 30 days:
If the upgrade is within 30 days of completion of the AUSI Scuba Adventure program, the student is only required to complete the outstanding Level I Theory Module and Lesson Review, Theory Test, Practical Training Modules and ocean dive.

Outside 30 days:
If the upgrade is beyond 30 days since completion of the AUSI Scuba Adventure program the student should complete the revision sessions as outlined below before progressing with further training:

1. Review Theory 1 and the lesson review in the **AUSI Open Water Diving Manual,**
2. Review Practical Skills Module 1, and
3. Do a Refresher Dive similar to Ocean Dive 1 of the AUSI Level I Scuba Diver program.

Credit for AUSI Level I scuba dives:
If satisfactory dives have been completed beyond the AUSI Level I Scuba program, credit for AUSI Level II Scuba Diver ocean dives may be granted, where appropriate.

AUSI Level I Scuba Diver to AUSI Level II Scuba Diver

Within 30 days:
If the upgrade is within 30 days of completion of the AUSI Level I Scuba Diver program, the student is only required to complete the outstanding Level II Theory Modules and Lesson Reviews, Theory Test, Practical Training Module and ocean dives.

Outside 30 days:
If the upgrade is beyond 30 days since completion of the AUSI Level I Scuba Diver program the student should complete the revision sessions as outlined below before progressing with further training:

1. Review Theory 1 & 2 and the lesson reviews in the **AUSI Open Water Diving Manual,**
2. Review AUSI Level I Scuba Diver Practical Modules 2 & 3, and
3. Do a Refresher Dive similar to Ocean Dive 2 of the AUSI Level I Scuba Diver program.

Credit for Level I Dives:
If satisfactory dives have been completed beyond the AUSI Level I Scuba Diver program, credit for AUSI Level II Scuba Diver ocean dives may be granted where appropriate but the student must complete a skills assessment dive during the upgrade program.

NOTE: Before proceeding with an update programs the instructor must cite the student's Training Record from the previous instructor and have the student sign a new *AUSI Level I Scuba Diver Participation Agreement.*

Copyright © 2005 AUSI Pty Ltd ACN 062 887 969

Suggested Timetable

Below is a suggested course timetable for the AUSI Level I Scuba Diver Course:

First Night	18:30	Introduction
	19:00	**Theory 1 – Introduction to Scuba Diving**
	21:00	Practical Training Module 1
Day 1	08:00	**Theory 2 - The Diver Underwater**
	10:00	Practical Training Module 2
	12:00	Lunch
	13:00	Theory Review
	08:00	Practical Training Module 3
	15:00	Theory Test
Day 2	08:00	Ocean Dive 1
	10:00	Theory Test
	12:00	Lunch
	13:00	Ocean Dive 2
	15:00	Debrief

NOTE: This course can be conducted in conjunction with an AUSI Level II Scuba Diver course which is usually conducted over five days or two week-ends. Suggested timetables for the combined courses can be found in the AUSI Level II Scuba Diver Teaching Guidelines.

Copyright © 2005 AUSI Pty Ltd ACN 062 887 969

CLASSROOM PRESENTATIONS

Introduction

The following materials are required for the introductory session:

1. **AUSI Open Water Scuba Diving Manual** or relevant AUSI Course Notes,
2. *AUSI Medical History Form,*
3. *AUSI Level I Scuba Diver Participation Agreement, and*
4. *AUSI Level I Scuba Diver Training Record.*

During the introductory session, which must be done before any practical sessions are conducted, the instructor is required to do the following:

1. Have students complete the *AUSI Medical History Form* and review carefully,
2. Have students complete and sign the relevant sections of the *AUSI Level I Scuba Diver Participation Agreement,*
3. Explain the AUSI Pathway and where the current course fits in,
4. Explain the limits of training,
5. Explain the structure of the AUSI Level I Scuba Diver Course,
6. Discuss the timetable for the course,
7. Explain the requirements for certification, and
8. Explain the criteria to remain certified.

For those students wishing to do further reading, **Recreational Scuba Diving** – Sinclair & Kenley is recommended and is available from AUSI Head Office.

Theory Modules

The AUSI Level I Scuba Diver course consists of two theory presentations and lesson reviews which should be conducted in accordance with the Classroom Presentation section of the **AUSI Instructor Course Notes**, and a theory test.

The topics covered are detailed below:

Introduction to Scuba Diving (AUSI Scuba Learning Module 1), and
The Diver Underwater (AUSI Scuba Learning Module 2).

The relevant AUSI Course Notes must be made available to the students during each theory session. After the theory sessions have been attended the students must complete the lesson review for each session.

These notes are also available in A4 for the production of overhead transparencies, available from AUSI Head Office.

The *AUSI Level I Scuba Diver Training Record* is to be updated at the end of every theory session.

Copyright © 2005 AUSI Pty Ltd ACN 062 887 969

PRACTICAL SKILLS TRAINING

All practical skills training must be conducted in accordance with the Practical Skills Training section of the **AUSI Instructor Course Notes**.

Practical Skills Sessions

The AUSI Level I Scuba Diver course consists of four practical skills sessions (modules), three compulsory and one optional, all of which must be conducted in a pool or confined water.

Each module is described in detail below. The skills are numbered using the following system:

<LEVEL>**.**P**.**<MODULE #>**.**<SKILL #>

where:

<LEVEL> is the AUSI Scuba Diver Course Level

P represents that it is a practical skill

<MODULE #> is the practical skills module number

<SKILL #> is the sequential number starting with the first skill of the session

eg I.P.1.4 is skill four of the first practical skills module in the AUSI Level II Scuba Diver course.

<u>If the option of deleting Practical Skills Module 3 is taken then the following skills must be transferred:</u>

I.P.2.8 Swimming without Mask on Scuba transferred from Module 2 to Module 1

I.P.2.13 Diving to 3+ Metres transferred from Module 2 to Module 1

I.P.3.6 Unknown Water (Seated) Entry transferred from Module 3 to Module 1

I.P.3.8 Deep Water Work transferred from Module 3 to Module 2

I.P.3.9 Buoyancy Control Exercises transferred from Module 3 to Module 2

I.P.3.11 Pool Exit - Small Boat Exit transferred from Module 3 to Module 2.

The **AUSI Level I Scuba Skills Cue Card** contains a summary of the skills to be performed during each practical skills training session.

The *AUSI Level I Scuba Diver Training Record* is to be updated at the end of each practical session.

NOTE:

1. Instructors must never exceed the maximum instructor to student ratios, see page 1, and should reduce these where conditions, student ability or Education Department standards dictate the necessity.
2. Equipment used by instructors and students must comply with page 2.
3. Practical skills training whenever possible should be conducted in a pool, however instruction can take place in confined water, ie a protected part of the ocean with controlled depth where the students can stand up. Time spent teaching new skills in confined water cannot be credited to ocean diving time requirements.
4. All in-water skills are to be taught in chest deep water unless otherwise specified.

Copyright © 2005 AUSI Pty Ltd ACN 062 887 969

Practical Skills Module 1

(For AUSI Scuba Adventure, AUSI Level I Scuba Diver & AUSI Level II Scuba Diver)

I.P.1.1 Introduction

1. Introduce yourself and assistants
2. Explain what equipment is needed and where to find it
3. Record equipment given out
4. Explain overall aim of the session

I.P.1.2 Assignment of Buddies and Groups

1. Explain the importance of the buddy system
2. Assign all students to buddy pairs and groups

Note: Where possible avoid pairing up close friends, eg. boy friend with girl friend, husband with wife, father and son, this can lead to poor learning through peer pressure and/or interference.

I.P.1.3 Use of Snorkelling Gear

1. Mask
   Explain and demonstrate:
   a) How to defog mask
   b) Keep hair and hood out to prevent flooding
   c) Keep mask on face at all times
   d) Attach snorkel to left side of mask to prevent entanglement with regulator
   e) Do not have strap too tight
2. Snorkel
   Explain and demonstrate:
   a) Should be checked, students with unsuitable snorkels should be told to try another
   b) Attached to the left hand side of the mask
   c) How to clear
      (i) Blow hard
      (ii) Head back and blow hard
      (iii) Displacement
      (iv) Self-draining
3. Fins
   Explain and demonstrate:
   a) Students should NOT walk with fins on
   b) Put fins on by poolside by either sitting down or by using buddy for support while one leg forms a figure 4 across the other so fin can be donned with minimum chance of loss of balance
4. Exposure Suit
   Explain and demonstrate:
   a) If the suit feels too tight NOT to persevere but rather get a larger size (if too loose, reverse applies)
   b) Not to dig finger nails into the material
   c) How to minimise wear and tear on suit knees. (wear knee guards where appropriate)

NOTE: 1. Students should put on their suits while under supervision.
2. Encourage the buddy system by having students help each other.

5. Weight Belt
   Explain and demonstrate:
   a) Weights should be evenly placed around the belt
   b) Do not carry weight belt with open end down (can lead to injury due to falling weights), better to carry done up
   c) To put weight belt on pick it up by both ends and step into it
   d) Weight belt must be above the hips and tightened comfortably around the waist and free to fall in an emergency
   e) Loose ends are to be left loose otherwise quick release function is lost - loose ends must not be tucked in

Copyright © 2005 AUSI Pty Ltd ACN 062 887 969

I.P.1.4 Scuba Unit Assembly

The instructor should go through the assembly procedure in point form with the students performing each step on their own unit in time with the instructor. Any doubtful gear should be exchanged immediately. **Warn** students of the danger of leaving cylinder standing unattended as they can be knocked over.

1. Cylinder
   a) Check the test date and working pressure
   b) Stand cylinder on flat end with O-ring facing away from body
   c) Keep control of cylinder with hands and/or legs (knees) at all times when cylinder is not lying
2. Buoyancy Compensator (BC or BCD)
   a) Inflate buoyancy compensator (BC) and check for leaks
   b) Check dump valve
   c) Check oral inflate
3. Valve
   a) Remove tape and place in bin (if applicable)
   b) Check presence and condition of O-ring (replace if necessary)
   c) Place two fingers loosely over the O-ring and open valve gently to remove any water or debris
4. Regulator
   a) Orientate regulator so first stage is in left hand, yoke screw facing student and second stage is in right hand
   b) Remove dust cap
   c) Place first stage on valve ensuring second stage is on right side
   d) Correctly tighten yoke, hand tight only
   e) Place pressure gauge over the first stage and tank valve (to protect eyes) then open the valve slightly (if there is any leak, air can be shut off quickly)
   f) If there are no leaks, open the valve fully (to ensure maximum air flow) but back half a turn to prevent valve jamming open
   g) Check pressure gauge reading and compare with cylinders working pressure (WP)
   h) Purge regulator and breathe on it to check inhalation and exhalation (repeat with Safety Regulator)
   i) Connect scuba feed hose (repeat 5 times)
   j) If any doubt is expressed by students check and change as necessary
5. Assembly of Buoyancy Compensator & Cylinder
   a) Check that the BC is on the O-ring side of the valve
   b) The top of the BC should be just below the level of the valve O-ring
   c) Check for twisted or unconnected straps and
   d) Ensure cam band has correct tension

NOTE: If there is a necessity to save time, instructors can pre-assemble and check all scuba prior to the practical skills training session however, this must be followed for the second practical skills session.

I.P.1.5 Donning the Scuba Unit

1. **WARNINGS**
   a) Not to put on over head due to the potential danger of damage to gear and/or diver should a fall occur (especially on boats)
   b) Not to pick up the unit and sling it across back (swinging gauges and regulator could damage on-lookers and/or divers)
   c) To hold the cylinder at all times (except when the cylinder is lying down)
2. Donning the Scuba Unit using a Buddy
   a) Buddy lifts unit while diver puts arm through BC
   b) Diver adjusts and secures unit
   c) Reverse roles
   d) Instructor to do a safety check

Copyright © 2005 AUSI Pty Ltd ACN 062 887 969

I.P.1.6 Buddy Check

Brief students on the importance of a buddy check and have the students make the following checks on each other:

1. Buoyancy Compensator
   a) Oral inflation and deflation
   b) Dump valve operation
   c) For any leakages
   d) SCUBA feed inflation
   e) Strap adjustment, ensure there are no tangles or twists
2. Weight Belt
   a) Weights are evenly distributed over hips (where possible), loose end not tucked in
   b) Weight belt is clear of SCUBA unit
3. Air Supply
   a) Air on full and back 1/2 turn
   b) Air pressure: 180 - 240atm (2700 – 3600psi)
   c) Both regulators functional
4. Mask
   a) Seal is on face not hair or wet suit hood and seal is not folded under itself
   b) Strap not too tight

I.P.1.7 Neutral Buoyancy

1. Check that students have been given the approximate weight they require
2. Students put on weight belt, mask, snorkel and fins and enter water
3. Students should be told to assume the foetal position while holding breath, if neutrally buoyant they will float at ear/eye level, students should then be told to exhale forcefully after which they should sink if they are neutrally buoyant

NOTE: It can be an advantage to have students slightly negative for the practical skills session and the ocean dive but the student must be capable of staying afloat on the surface without air in the buoyancy compensator.

I.P.1.8 Descent & Ascent Procedures

1. Explain reason to learn and the correct sequence of descending and ascending ie signal, snorkel/regulator exchange ears, dump and vice-versa for ascending but emphasising a slow ascent rate
2. Demonstrate correct use of buoyancy compensator including the need for positive buoyancy on the surface at all times dumping air, power inflation
3. Have students practice dumping and inflating BC five times each using scuba feed
4. Repeat 5 times using oral inflation

I.P.1.9 Basic Scuba Breathing

CONTINUALLY WARN STUDENTS OF THE DANGERS OF PRESSURE INJURIES.
"NEVER HOLD YOUR BREATH, CLEAR (POP) EARS ON SURFACE AND CONTINUALLY DURING DESCENT".

1. Explain and demonstrate the use of the purge button and how to prevent a free flowing regulator
2. Explain and demonstrate basic hand signals
3. While standing in water place regulator in mouth and breathe continuously. (Instructor should ensure breathing patterns are relaxed and close to normal.)
4. Check use of OK signal
5. While holding onto the side of the pool/back of boat lay face down with feet out stretched and breathe continuously underwater for about 15 breaths to get used to the feeling of breathing on scuba
6. Have students follow the correct descent procedure and descent to bottom of pool, ensure BC is completely deflated, asking students to note the affect of breathing on buoyancy

NOTE: Students who have trouble submerging are generally not exhaling adequately.

7. Ensure students get feed back on their ascent procedure
8. Students should have noted how breathing affected buoyancy. This should be emphasised
9. Adjust weights as necessary
10. Where possible give students some time (5-10 minutes) to gain confidence and relax
11. Once relaxed have students practice correct descent and ascent procedures at least five times
12. Have students practice swimming underwater whilst staying in contact with the bottom

Copyright © 2005 AUSI Pty Ltd ACN 062 887 969

I.P.1.10 Fin Pivot Using Scuba Feed

1. Give reason to learn, explain teaching points and demonstrate
2. Have students lay on the bottom with no air in their BC's
3. Inflate BC until student pivots on fins and is able to demonstrate neutral buoyancy by breath control ie breathe in and rise, breathe out and sink
4. Repeat five times using scuba feed

NOTE: If training is being done in the tropics where the effects of wet suit compression are minimal have students do buoyancy exercises with an extra weight, 1.4kg (3lb), in their BC pocket to simulate the effects of wet suit compression.

I.P.1.11 Regulator Clearing

WARNING: -STUDENTS SHOULD ALWAYS BE BREATHING OUT WHEN REGULATOR IS NOT IN MOUTH (ie. trickle breathing)

Method 1 - Clearing by exhaling
Method 2 - Clearing by purging
Method 3 - Clearing by combination

1. Explain reason to learn
2. Explain and demonstrate Method 1
3. Perform method 1 while standing ie. flood and clear
4. While submerged have student perform Method 1 (five times) exchanging OK signals between each attempt
5. Explain and demonstrate Method 2
6. Perform Method 2 while standing ie. flood and clear
7. While submerged have student perform Method 2 (five times) exchanging OK signals between each attempt
8. Explain and demonstrate method 3
9. While submerged have student perform Method 1 (five times) exchanging OK signals between each attempt

NOTE: Regulator clearing can be taught above water, on surface, where maximum feedback can occur.

I.P.1.12 Regulator and Gauge Recovery

1. Give reason to learn, explain teaching points and demonstrate
2. Demonstrate both methods
   a) Arm sweep
   b) Reach
3. Stress teaching points
4. Repeat five times.
5. Repeat exercise (1-4) using gauge

I.P.1.13 Regulator Exchange

1. Give reason to learn, explain teaching points and demonstrate
2. Remove main regulator, locate and clear safety regulator
3. Repeat 5 times

I.P.1.14 Fin Pivot Using Oral Inflation

5. Give reason to learn, explain teaching points and demonstrate
6. Have students lay on the bottom with no air in their BC's
7. Have students orally inflate BC until they pivots on fins and is able to demonstrate neutral buoyancy by breath control ie breathe in and rise, breathe out and sink
8. Repeat five times

NOTE: If training is being done in the tropics where the effects of wet suit compression are minimal have students do buoyancy exercises with an extra weight, 1.4kg (3lb), in their BC pocket to simulate the effects of wet suit compression.

Copyright © 2005 AUSI Pty Ltd ACN 062 887 969

I.P.1.15 Mask Clearing on Scuba

1. Explain reason to learn
2. Explain and demonstrate teaching points
3. Have students do a dry run above water, five times
4. Have student submerge and do a dry run underwater, if water gets in then correct technique as necessary
5. Partially fill mask with water
6. Place one hand at top of mask (leaving the other hand free for other tasks - explain this)
7. Apply slight pressure to the top of mask
8. Exhale through nose
9. Bend head backwards
10. Repeat until mastered on surface so that instructor can give feedback and correct technique
11. Repeat five times underwater
12. Repeat 2-8 with fully flooded mask

NOTE: Mask clearing should be taught above water (on surface) where maximum feedback can occur.

I.P.2.16 Mask Removal and Replacement

1. Give reason to learn, explain teaching points and demonstrate
2. Have students remove and replace their mask
3. Repeat five times. Emphasise correct technique and use of only one hand to clear

I.P.2.17 Combined Mask and Regulator Clear

1. Remove demand valve and hold at arms length
2. Remove mask
3. Replace and clear demand valve
4. Replace and clear mask
5. Repeat five times

Note: Students should be trickle breathing when regulator is out of mouth.

I.P.1.18 Snorkelling with Scuba

1. Explain reason to learn
2. While maintaining buddy pairs swim 100 metres (110yds) wearing scuba but using snorkel
3. Buoyancy compensator (BC) should only be inflated if necessary and when inflated it should be done without contact with side or bottom of pool. Avoid over inflation and explain why
4. Instruct as necessary

NOTE: Poor snorkellers should do 300 metres (330yds) without scuba units so as to improve their basic skills without the added complication of the scuba unit.

I.P.1.19 Pool Exit

1. Explain reason to learn
2. Remove weight belt and hand it up, open end first
3. Remove fins
4. Go up ladder one step at a time

WARNING: Students should be warned of the danger of a cylinder slipping out of a back pack or someone falling backwards and therefore should keep well clear of the ladder until the exiting diver is completely out of the water and off the ladder.

NOTE: Emphasise the need to keep masks and snorkels in place.

I.P.1.20 Removal of the Scuba Unit

1. Buddy to support scuba unit
2. Student undoes buckles
3. Buddy carefully lowers unit and lies on ground (not on BC)
4. Repeat for other buddy

I.P.1.21 Disassembly of Scuba Unit

1. Instructor should go through the disassembly procedure (reverse of I.P.1.4) in point form with students in a group performing each step at a time
2. Instruct students how to wash and stow equipment

NOTE: 1. BC's need to have water drained out.
2. Faulty equipment needs to be labelled and separated for repair.

Copyright © 2005 AUSI Pty Ltd ACN 062 887 969

Practical Skills Module 2

(For AUSI Level I Scuba Diver & AUSI Level II Scuba Diver)

I.P.2.1 Distribution of Gear

1. Distribute gear to students and record

I.P.2.2 Assignment of Buddies & Groups

1. Students to take their gear to the same area as the previous lesson

I.P.2.3 Gearing Up

1. Supervise dressing of students in wet suits
2. Follow procedures
   a) I.P.1.4 - Scuba Unit Assembly
   b) I.P.1.5 - Donning the Scuba Unit

NOTE: The instructor should go through the assembly procedure in point form with students performing each step in time with the instructor on their own unit.

I.P.2.4 Buddy Check

1. Repeat I.P.1.6

I.P.2.5 Brief

1. Give thorough briefing on the tasks to be covered
2. Warn students about ears and lungs

I.P.2.6 Step Entry on Scuba

1. Explain the need for a deep water entry from a low platform or boat where the water depth is greater than two metres (7ft)
2. Gear up at pool side in buddy pairs
3. Slightly inflate buoyancy compensator (BC)
4. Secure cylinder by holding one of the shoulder straps tightly
5. With the other hand use heel to secure the regulator in the mouth and fingers to hold mask firmly on face
6. Stand with toes on edge of pool
7. Check to see if it is clear to enter
8. Keep body upright and stare straight ahead
9. Lean forward slightly taking weight off heels and take a big STEP out, the other leg will follow - DO NOT JUMP
10. Bring legs together in water to achieve uplift
11. On surface change to snorkel and exchange "OK" signals with buddy
12. Buddy repeats 4-11
13. Repeat five times

I.P.2.7 Revision

1. Let students have 5-10 minutes of free swimming in shallow water. Ensure buddy pairs are maintained and correct descent and ascent procedures are followed
2. Remove, replace and clear demand valve, each method five times
3. Lost regulator procedure, each method five times
4. Perform five full mask clears
5. Perform five combined mask & regulator removal and replacements

I.P.2.8 Swimming without Mask on Scuba

1. Explain reason to learn
2. Have students remove mask and drop them at their feet
3. Have students breathe underwater without mask while holding side of pool
4. Have students lay on bottom while breathing on scuba without a mask (30 breaths)
5. Have students swim across pool and back to mask
6. Replace and clear mask
7. Repeat 5 & 6 five times

Copyright © 2005 AUSI Pty Ltd ACN 062 887 969

I.P.2.9 Out of Air Drill (Alternate Air Source [AAS] Breathing)

1. Point out options should an out of air situation occur.
   a) Drowning
   b) Emergency ascent (point out the dangers of Lung Pressure Injuries, Salt Water Aspiration and Blackout)
   c) Buddy breathing (point out the dangers of Lung Pressure Injuries and Salt Water Aspiration)
   d) Alternative air source breathing **(emphasise that this is BY FAR the best option)**
2. Explain to students the importance of close buddy and instructor contact and conservative air reserves ie never surface with a cylinder pressure less than 50atm (750psi)
3. Explain teaching points and demonstrate
   a) Teach students the "I wish to share air" signal
   b) Response to signal (ie. offer "out of air" diver the safety regulator)
   c) Donor locates and clears safety regulator
   d) During first two breaths
      (i) Exchange OK signal
      (ii) Both divers should position themselves face to face, with right arm fore-arm grip, leaving left hand free for buoyancy control
   e) Establish and maintain neutral buoyancy
   f) Exchange "OK" signals every 4-5 breaths
   g) While swimming (or ascending) ensure both divers fin adequately

NOTE: 1. Remind students to "trickle breathe" when regulator is not in mouth.
2. Remind students that first breath should be cautious.

4. Students should follow procedure while standing so as to aid correction of techniques
5. Students should then breathe for 20 breaths whilst submerged (once as a donor and once as a receiver)
6. Repeat 3-5 times

NOTE: If taught on surface whilst standing, for health reasons, get students to clean their regulator by dunking it in the water between practices.

I.P.2.10 Out of Air Drill (Alternate Air Source [AAS] Breathing) without Mask

1. Explain reason to learn
2. Have student perform AAS, during which each diver floods and clears their mask, repeat five times
3. Perform AAS without mask, repeat five times

I.P.2.11 Fin Removal and Replacement

1. Explain reason to learn
2. Sit on bottom and remove fins
3. Hand to buddy one at a time while removing
4. Replace fins on feet, repeat five times
5. Buddy to repeat process

I.P.2.12 Buoyancy Control Exercise

1. Brief students on exercise, emphasising the importance of buoyancy control
2. Lie on bottom of pool in shallow end and remove scuba unit
3. Lay spread eagle with cylinder in front
4. Vary breathing to notice inhaling causes floating and exhaling causes sinking
5. Replace cylinder
6. Surface and check equipment
7. Repeat five times

NOTE: If using steel cylinders, students may need to be given extra weights for this exercise.

Copyright © 2005 AUSI Pty Ltd ACN 062 887 969

I.P.2.13 Diving to 3+ metres (10ft)

WARN STUDENTS OF THE DANGERS OF PRESSURE INJURIES (ie. "NEVER HOLD YOUR BREATH") AND THE NECESSITY TO CLEAR EARS PROPERLY (ie. "POP YOUR EARS ON THE SURFACE AND THEN EVERY 60cm (2ft) IF YOU CANNOT CLEAR YOUR EARS ASCEND").

1. Brief students, indicating the importance of equalising ears continually and breathing normally
2. Teach the following signals -
   a) Going down
   b) Going up
   c) Something is wrong
3. Instructor to lead the way signalling to students to clear ears and exchanging "OK" signals continually (take students down one buddy pair at a time)
4. At depth group the students in a semi-circle facing the instructor
5. Exchange "OK" signals

NOTE: Some students who are nervous about depth may use ear problems to disguise it. Care must be taken to determine the problem and hence determine the correct action. If any doubt exists concerning ear damage DO NOT proceed. Wherever possible, use a line to control descent and ascent.

I.P.2.14 Deep Water Descents and Ascents in 3+metres (10ft)

WARN STUDENTS: as in I.P.2.13 above.

1. Brief students on the necessity of being able to control descents (ears) and ascents (DCI)
2. Students should then snorkel to deep end and float on BC's
3. Using a line for control, have students practice descents and ascents
   a) Descent - do regulator exchange, pop ears and slowly descend with left hand on nose
   b) Ascent - students should practice ascending slowly eg. no faster than slowest visible bubbles
4. After ascent immediately inflate BC and switch to snorkel
5. Repeat five times

NOTE: Instructors should observe buoyancy of students and adjust weight belts as necessary.

I.P.2.15 Snorkelling with Scuba

1. Have students snorkel 200m (220yds) on surface with scuba gear on
2. Instruct as necessary

I.P.2.16 Pool Exit

1. Repeat I.P.1.19

I.P.2.17 Removal of the Scuba Unit

1. Repeat I.P.1.20

I.P.2.18 Disassembly of the Scuba Unit

1. Repeat I.P.1.21

NOTE: The instructor should go through the disassembly procedure in point form with the students performing one step at a time in sequence.

Copyright © 2005 AUSI Pty Ltd ACN 062 887 969

Practical Skills Module 3 (optional)

(For AUSI Level I Scuba Diver & AUSI Level II Scuba Diver MINUS Water Skills Test for AUSI Level II Scuba Diver)

I.P.3.1 Distribution of Gear
1. Repeat I.P.1.1

I.P.3.2 Assignment of Buddies and Groups
1. Repeat I.P.1.2

I.P.3.3 Gearing Up
1. Repeat I.P.1.4 and I.P.1.5

I.P.3.4 Buddy Check
1. Repeat I.P.1.6

I.P.3.5 Brief
1. Give a thorough briefing on the tasks to be covered
2. Warn students about ears and lungs

I.P.3.6 Unknown Water (Seated) Entry
1. Explain reason to learn ie. entry is for situations when depth, current and conditions of bottom are unknown
2. Carefully sit on side of pool with feet in water. (be careful not to damage pool surrounds)
3. Fit mask, snorkel and fins
4. Partially inflate buoyancy compensator (BC)
5. Have regulator in mouth
6. Place both hands on the right side of the body (to prevent pull on hose)
7. Turn body to right side and push out gently from the edge and lower gently into the water
8. Change to snorkel and clear
9. Give OK to buddy
10. Buddy to do entry after returning OK signal

I.P.3.7 Revision - Shallow End of Pool
1. Swim across pool and back in buddy pairs, continuously exchanging "OK" signals
2. Repeat 1, without mask
3. Perform five combined mask and demand clears
4. Alternate air source breathing across pool and back once as a donor and once as a receiver
5. Perform five descents and ascents in deep end of pool

I.P.3.8 Deep Water Work: 3 – 6m (10 – 20ft)
1. Have students descend to deep end of pool
2. Have students perform combined mask and regulator clear
3. Have students practice ascent and descent procedures
4. Instructor to assess Out of Air Drill, (Alternative Air Source Procedures), with ascent

NOTE: Instructors should note any poorly functioning regulators so they can be returned for repair

I.P.3.9 Buoyancy Control Exercises
1. Fin Pivot
   a) In deep end of pool have students lay on the bottom with no air in their BC's
   b) Inflate BC until student pivots on fins and is able to demonstrate neutral buoyancy by breath control: breathe in and rise, breathe out and sink
   c) Repeat five times
2. Mid Water Hover
   a) In deep end of pool have students commence an ascent and demonstrate neutral buoyancy in mid-water by breathing control
   b) Repeat five times

NOTE: If students are not wearing a buoyant exposure suit, to simulate neoprene compression, then place a 1.4kg (3lb) weight in the students BC pocket, students must be closely supervised due to their negative buoyancy.

Copyright © 2005 AUSI Pty Ltd ACN 062 887 969

I.P.3.10 Snorkelling with Scuba

1. Repeat I.P.2.15: 200m (220yds)
2. Instruct as necessary

I.P.3.11 Pool Exit - Small Boat Exit

1. Remove weight belt
2. Remove and hand up scuba unit
3. Exit water with fins on

I.P.3.12 Removal of Scuba Unit

1. Repeat I.P.1.20

I.P.3.13 Disassembly of Scuba Unit

1. Repeat I.P.1.21

Copyright © 2005 AUSI Pty Ltd ACN 062 887 969

OCEAN TRAINING DIVES

The AUSI Level I Scuba Diver course consists of two compulsory ocean dives. Both dives must be to at least four metres (15ft) in depth with one to be at least six metres (20ft) and both dives must consist of at least 20 minutes underwater time. Neither dive shall exceed nine metres (30ft) in depth.

The ocean diving component of the AUSI Level I Scuba Diver course shall not be commenced until satisfactory completion of Practical Skills Modules 1 and 2 and should not be commenced until satisfactory completion of Practical Skills Module 3.

All ocean diving should be conducted in accordance with the Ocean Training Dives section of the **AUSI Instructor Course Notes** and be directly supervised by an AUSI Level II Scuba Instructor or higher.

All dives are to be recorded in the student's logbook and the *AUSI Level I Scuba Training Record* is to be updated after each dive.

Each dive is described in detail below:

Ocean Dive 1 (Orientation Dive)

AIM: To introduce students to the underwater world.

SELECTION: Should be shallow, 4-6m (15 – 20ft), with minimum hazards.

SKILLS: Fin pivot.

NOTE: Instructors must show lots of enthusiasm and show many different marine animals. Remember everything is new and exciting to students.

Ocean Dive 2 (Consolidation Dive)

AIMS:

1. Introduce student to greater depth
2. Increase student's awareness of air consumption
3. Make student's more aware of buoyancy changes
4. Self monitoring of air supply
5. Maintenance of good buddy contact.

SELECTION: Should be 6- 9m (20 – 30ft) with minimum hazards.

SKILLS: Fin pivot.

Copyright © 2005 AUSI Pty Ltd ACN 062 887 969

Ocean Entries and Exits

During the ocean diving stage of the course, the instructor is to choose and teach the most appropriate entry and exit.

High Water Entry

1. Explain reason to learn eg useful for jetty diving
2. Check depth
3. Warn students about ears and lungs
4. Gear up on top of the jetty
5. Slightly inflate buoyancy compensator (BC)
6. Secure cylinder by either -
   a) Holding one of the shoulder straps tightly, OR
   b) Reaching behind with one arm and hold cylinder to back
7. Stand with toes on edge of the jetty
8. With the other hand use the heel to secure the regulator in the mouth and fingers to hold the mask firmly on face
9. Check to see if it is clear to enter
10. Keep body upright and stare straight ahead, DO NOT WATCH THE WATER
11. Lean forward slightly, lift weight off heels and STEP out. The other leg will follow, DO NOT JUMP
12. Bring both legs together and keep them straight
13. Point toes slightly, explain why
14. On surface change to snorkel and exchange "OK" signal with buddy
15. Buddy repeats 5-13

Surf Beach Entry/Exit

1. Explain reason to learn
2. Gear up completely on dry sand ie above highest wave level and check buddy
3. Observe the wave pattern
4. Select the "lull" of the set
5. Walk backwards towards water with regulator in and buoyancy compensator (BC) deflated, explain why, watching for any big waves
6. If a big wave comes in brace yourself
7. Continue entry until deep water is reached or past "breaker zone", then inflate BC
8. When past the "breaker zone" refit gear as necessary, check buddies gear, continue dive
9. Exiting is the reverse procedure, do not remove any gear until dry sand is reached

NOTE: If knocked over swim underwater along the bottom until past the "breaker zone", explain why.

Rock Platform Entry/Exit

1. Explain reason to learn
2. Gear up completely on dry rocks and check buddy
3. Observe wave pattern
4. Select the "lull" of the seat
5. Carefully rock hop to the water level and carefully lower into the water and quickly swim beyond the "breaker zone", then inflate BC
6. Refit gear as necessary, check buddy and continue dive
7. Exiting is the reverse procedure. Do not remove ANY gear until dry rocks are reached

Boat Backward Roll Entries

1. Explain reason to learn
2. Check depth
3. Fully gear up - carefully to maintain boat stability
4. Complete buddy check
5. Sit on the gunwale with the cylinder facing outwards, lean body forward
6. Partially inflate buoyancy compensator (BC)
7. Ensure all face hoses are in lap
8. Secure cylinder with one hand and secure regulator and mask with other
9. When clear, on the count of three both divers should gently roll backwards
10. Upon surfacing switch to snorkel and exchange "OK" signals with boat attendants
11. Swim to either bow or stern of boat exchange "OK" signals with buddy, check each other and continue dive
12. Buddy does 3. - 8, simultaneously

NOTE: Always descends via the anchor rope or shot line and swim into and up current, unless a strong tidal change is expected.

Copyright © 2005 AUSI Pty Ltd ACN 062 887 969

Boat Step Entry

1. Explain reason to learn
2. Check depth
3. Fully gear up - carefully maintain boat stability
4. Complete buddy check
5. Stand on platform with toes on edge
6. Partially inflate buoyancy compensator (BC)
7. Ensure hoses cannot get caught up
8. Secure cylinder with one hand and regulator and mask with the other
9. When clear step out while watching horizon (not water)
10. Upon surfacing switch to snorkel and exchange "OK" signal with buddy, check
11. Buddy repeats 2 - 9
12. Swim to either bow or stern of boat exchange "OK" signals with buddy, check each other and continue dive

Boat Exits

1. Surface and secure the mermaid catcher
2. Hand up weight belt by open end
3. Hand up cylinder
4. Exit from water
5. Remove mask, snorkel and fins when safely in boat

NOTE: Some boats may have ladders - weight belts should be handed in first.

Copyright © 2005 AUSI Pty Ltd ACN 062 887 969

ASSESSMENT

Theory

Theory assessment is conducted continuously though out the course via lesson reviews with a final test to assess knowledge at the conclusion of the course.

Lesson reviews are found at the conclusion of each lesson in the AUSI Course Notes and:

1. Students to complete lesson reviews for all theory lessons,
2. Instructors are to discuss each lesson review, and
3. The Lesson Review section of *AUSI Level I Scuba Diver Training Record* is to be signed by both student and instructor.

The *AUSI Level I Scuba Diver Theory Test* must be administered at the conclusion of the theory section of the course and:

1. Students must score 80% to pass,
2. Instructors must review incorrect answers with the student,
3. Both the student and instructor must sign the completed answer sheet,
4. The answer sheet must be kept with the student's records, and
5. Students who score less than 75% must be re-tested.

Practical

When a skill has been taught and practiced satisfactorily both the instructor and the student are to sign the relevant section of *AUSI Level I Scuba Diver Training Record.*

During practical training sessions the instructor must personally assess combined mask and demand clear, alternate air source breathing, deep water descents and ascents, and snorkelling techniques.

Ocean Diving

During the ocean diving phase of the course students are to be continually monitored, assessed and given feedback in the following areas:

1. Equipment handling,
2. Buoyancy control,
3. Air supply monitoring,
4. Buddy system,
5. Dive Planning,
6. Entries and exits,
7. Underwater navigation
8. Correct boat diving techniques, and
9. Correct shore diving techniques.

The skills as listed in the Ocean Training Dives section of this manual must be individually assessed by an AUSI Level II Scuba Instructor or higher.

When a skill or a dive has been completed, both the instructor and the student are to sign relevant section of the *AUSI Level I Scuba Diver Training Record.*

Copyright © 2005 AUSI Pty Ltd ACN 062 887 969

CERTIFICATION

Before issuing certification the instructor must ensure that all aspects of the course and appropriate assessments are complete and finally determine if the diver is safe to dive to nine metres (30 ft) while being directly supervised by an instructor.

If certification is not issued the instructor is to ensure appropriate follow through, which can include issuing the student with an AUSI Scuba Adventure certificate.

Before issuing the certification card ensure the following:

1. All theory and practical elements have been completed satisfactorily,
2. The appropriate student's course records are accurately completed by both student and instructor,
3. Student's dives are accurately logged in the student's logbook and counter signed by the instructor, and
4. Both student and instructor have signed the Certificate of Completion.

When preparing the certification card:

1. Ensure all required details are accurately completed, and
2. Ensure the Instructor signs the certificate.

Before printing the certificate, recheck all details.

Issue wall certificate to student and return student profile with the unissued certification card to AUSI Head Office by the 14th day of the next month.

NOTE: The students **must** be reminded that the certificate is **not** full certification, they **must** dive with an instructor and that training is only valid for 12 months.

DEBRIEF

Debrief all students ensuring that the following points are covered:

1. What the qualification means,
2. What's required for certification to remain current,
3. Travelling overseas with the qualification,
4. Further education, and
5. Precautions:
    - Ears,
    - What to avoid with regard to Decompression Illness,
    - What to do about Decompression Illness, and
    - Local diver emergency services.

Where appropriate also include the following:

1. A course assessment sheet to analyse the student's impressions of their course,
2. Dive Club and Charter Boat information,
3. Dive Travel,
4. How to purchase or rent equipment, and
5. Any special package deals.

Copyright © 2005 AUSI Pty Ltd ACN 062 887 969

AUSI LEVEL I SCUBA DIVER

COURSE MATERIALS

AUSI MEDICAL HISTORY FORM

AUSI LEVEL I SCUBA DIVER PARTICIPATION AGREEMENT

AUSI LEVEL I SCUBA DIVER TRAINING RECORD

AUSI LEVEL I SCUBA DIVER THEORY TEST

AUSI LEVEL I SCUBA DIVER THEORY TEST - ANSWER SHEET

AUSI LEVEL I SCUBA DIVER THEORY TEST - ANSWER TEMPLATE

AUSI LEVEL I SCUBA SKILLS CUE CARD

Please photocopy the forms for use as necessary from this section of your AUSI Instructor Manual.
OR
Registered instructors can download an AUSI Level I Scuba Instructor Pack from www.ausi.com.au.

Copyright © 2005 AUSI Pty Ltd ACN 062 887 969

Copyright © 2005 AUSI Pty Ltd ACN 062 887 969

Form 1 (0708) - AUSI MEDICAL HISTORY FORM

This form is used for the assessment of potential problems for persons wishing to partake in AUSI Snorkel or AUSI Scuba programs. In the interest of your safety it is important that you give true, full and complete answers to all questions. Your instructor may advise you to have a full diving medical before diving or may recommend that you do not dive at all.

IMPORTANT: Do you understand that incorrect or misleading information can lead to serious injury resulting in permanent damage or death? YES ☐ NO ☐

A. PERSONAL DETAILS

Name _____ Date of Birth ___/___/___

Address _____

Contact Email: _____ Mobile: _____ Phone: _____

Sex : Male ☐ Female ☐ Occupation _____

Where did you hear about this course? _____

B. GENERAL INFORMATION

	YES	NO	
1. Are you a non-swimmer?	☐	☐	
2. Have you ever had trouble in water?	☐	☐	Details _____
3. Have you scuba dived previously?	☐	☐	Details _____
4. Are you in good health?	☐	☐	Details _____
5. Are you on any medication?	☐	☐	Details _____
6. Operations within the last six months?	☐	☐	Details _____
7. Is there a family history of heart disease?	☐	☐	Details _____
8. Do you have any disease or disability	☐	☐	Details _____
9. Do you smoke?	☐	☐	

Pack Years (Should be < 10)

Cigarettes per day ☐ Multipliy by years of smoking ☐ Divide by 20 = ☐

	YES	NO
10. Have you consumed alcohol or any other drugs within the last 24 hours?	☐	☐
11. Will you be flying or going to altitudes above 300m within 24 hours after your last scuba dive?	☐	☐

Do you suffer from, or have you ever suffered any of the following?

12. Ear problems when flying or diving	☐	☐	16. Migraine or severe headache	☐	☐
13. Ruptured eardrum	☐	☐	17. Depression, claustrophobia or panic attacks	☐	☐
14. Chronic ear discharge or infection	☐	☐	18. Back problems	☐	☐
15. Sea sickness	☐	☐	19. Recompression for a diving related illness	☐	☐

C. MEDICAL HISTORY - Do you suffer from, or have you ever suffered any of the following?

	YES	NO		YES	NO
1. Ear surgery (other than drainage)	☐	☐	11. Pneumothorax (collapsed lung)	☐	☐
2. Persistent ringing noises or deafness	☐	☐	12. Persistent fainting or blackouts	☐	☐
3. Persistent loss of balance	☐	☐	13. Head injury requiring hospitalisation	☐	☐
4. Persistent allergies affecting nose/sinuses	☐	☐	14. Epilepsy or fits	☐	☐
5. Persistent cough or coughing blood	☐	☐	15. Any brain or spinal disorder	☐	☐
6. Recurrent chest/lung infections/problems	☐	☐	16. Diabetes	☐	☐
7. Abnormal chest pain	☐	☐	17. Heart disease	☐	☐
8. Chest surgery (heart or lung)	☐	☐	18. High blood pressure	☐	☐
9. Abnormal shortness of breath	☐	☐	19. Pulse irregularities	☐	☐
10. Asthma, wheezing or use of a puffer	☐	☐	20. Are you pregnant. or trying to be pregnant?	☐	☐

D. DECLARATION

I certify that the above information is true and complete to the best of my knowledge and I hereby authorize Dr _____ Phone # _____ to supply medical information relevant to this course regarding me to my instructor in my own personal interest.

Student's signature _____ Date ___/___/___

Instructor's signature _____ Instructor #: _____

Copyright © 2008 AUSI Pty Ltd ACN 062 887 969

..

AUSI Level I Scuba Diver Participation Agreement (1)

This is an important document that affects your legal rights and should be read carefully and the terms understood before signing.

THIS AGREEMENT IS BETWEEN

_____ ACN _____
(DIVE SCHOOL NAME)

of _____ in the State of _____
(Address)

AND its diving instructors, employees and agents (Hereinafter referred to as "the Dive School")

AND

_____
(NAME OF STUDENT)

of _____ in the State of _____
(Address)

(Hereinafter referred to as "the Student")

The Course

The Student wishes to participate in an Australian Underwater Scuba Instructors (AUSI) Level I Scuba Diver Course of instruction conducted by the Dive School which will take place on dates and times to be confirmed and comprise of two theory modules, two practical training session plus one optional practical training session and two ocean dives ("the Course").

The Dive School agrees to provide to the Student as part of the Course the following:

☐ Course Materials	☐ Certification	☐ Snorkelling Equipment
☐ Air Fills	☐ Boat Hire	☐ Wetsuit & Weight Belt
☐ Pool Entrance	☐ Accommodation	☐ Scuba Equipment

In consideration of the Dive School conducting the Course the Student has agreed to pay the Dive School the sum of $_____ to participate in the Course ("the Course fee"). The Student acknowledges the Course fee does not include the cost of additional theory lectures, practical training sessions and ocean dives which the Dive School may determine the student must undertake in order to complete the Course. The Student also agrees to pay for any lost or damaged equipment that has been issued to the Student by the Dive School for their use during the Course.

If the Dive School in its absolute discretion determines the student has successfully completed the Course and otherwise satisfied AUSI Standards and Procedures, the Student will be issued with an AUSI Level I Scuba Diver Certificate of Participation.

Statement of Limitations

The Student acknowledges that the Course is a non-certification course providing only limited theoretical and practical training and experiences sufficient to enable the Student to participate in introductory recreational scuba dives to a maximum depth of nine metres (30 ft) in open water that has direct vertical access to the surface whilst under the direct supervision of an AUSI Level II Scuba Instructor or higher. The Student also acknowledges that without further training he/she should not undertake any further dives without the supervision of an AUSI Level II Scuba Instructor or higher.

WARNING - RISKS OF SNORKELLING AND SCUBA DIVING

BY SIGNING THIS DOCUMENT YOU EXPRESSLY ASSUME ALL THE RISKS, HAZARDS AND DANGERS ASSOCIATED WITH SNORKELLING AND SCUBA DIVING.

The Dive School hereby provides the Student with notice to warn him/her of the inherent risks, hazards and dangers of recreational snorkelling and/or scuba diving:

☐ 1. The underwater environment is alien to human beings and as a consequence snorkel and scuba diving are risk inherent adventure activities which expose participants to the risk of serious injury or death.

☐ 2. Many of the physiological effects on the human body due to the underwater environment and the pressure changes experienced whilst scuba diving are not properly understood.

☐ 3. The long-term effects of scuba diving on the human body are generally either not known or not properly understood and there may be adverse health effects on the human body resulting from scuba diving which are presently unknown or not fully known.

☐ 4. No decompression table or diving computer is completely safe and despite observance of safe diving practices, including diving within the tables or in accordance with the dive computer calculations, there is an inherent risk of developing decompression illness.

☐ 5. Communication under water is limited to hand signals and, as a consequence of reduced visibility or separation, communication between the instructor and the Student may be difficult or not possible.

☐ 6. Snorkel and scuba diving can involve strenuous physical exertion under certain conditions which may include swimming underwater or on the surface against a current or tidal stream, in rough seas over long distances.

☐ 7. The taking of various medications or drugs may have adverse health effects resulting from pressure changes associated with scuba diving. These are or may be unknown and medical advice should be obtained from an appropriately qualified diving doctor.

The Student expressly acknowledges he/she understands that recreational snorkel and scuba diving involves risk, hazards and dangers which could result in serious injury or death. The Student nevertheless wishes to participate in the Course and willingly accepts and expressly assumes all such risks, hazards and dangers.

Copyright © 2005 AUSI Pty Ltd ACN 062 887 969

AUSI Level I Scuba Diver Participation Agreement (2)

Liability Release and Indemnity Agreement

The Student, in consideration of the Dive School agreeing to accept his/her participation in, and to instruct the Student during the Course, agree to release the Dive School from all loss, damage, claims, demands, suits, actions or proceedings of any kind directly or indirectly arising out of or resulting from an accident or happening, equipment failure, latent conditions, damage, death, injury or loss arising or occurring to or suffering by him/her during or after the Course or during of after any subsequent snorkel or scuba diving activity or related activity whether or not the same shall have been caused by, or contributed to in whole or in part to the negligence of or breach of contract by the Dive School.

The Student expressly acknowledges that he/she is in good health and is not aware of any medical or health reason why he/she should not participate in scuba or snorkel diving and he/she has fully and truthfully disclosed to the Dive School and any doctor examining him/her for the purpose of determining his/her fitness to dive:-

(i) any medical or health condition suffered by or affecting him/her of which he/she is aware;

(ii) all medications or drugs which he/she is taking or takes from time to time;

The Student expressly acknowledges that he/she has read and understood this agreement, and specifically the waiver of legal rights and notice warning of some of the risks inherent in the activities of snorkel and scuba diving, and agrees to be bound by them.

This agreement does not purport to or have the effect of excluding, restricting or modifying the application of any of the provisions of the *Fair Trading Act* or the *Trade Practices Act* or the exercise of a right conferred by any such provision or any liability for a breach of condition or warranty implied by such provision.

SIGNED for and on behalf of

)

[name of Dive School] ……) X

) ……

SIGNED SEALED AND DELIVERED by the said

)

[name of Student] ……..……..) X

) ……

in the presence of

Witness xx ……..

IF THE STUDENT IS UNDER THE AGE OF 18 YEARS THIS AGREEMENT IS TO BE READ CAREFULLY AND THEN SIGNED BY THE STUDENT'S PARENTS OR LEGAL GUARDIAN WHERE INDICATED BELOW:

In consideration of the Student being permitted to undertake the Course I, _____, being at least eighteen years of age and the parent or legal guardian of the Student, on behalf of myself and the Student, agree to be bound by the terms and conditions of this agreement. I hereby acknowledge that I have read and understood this agreement, in particular, the Statement of Limitations, Express Assumption of Risk Agreement and the Liability Release and Indemnity Agreement and hereby give my consent to the Student participating in the Course with full knowledge of the inherent risks involved.

I expressly acknowledge that the Student is in good health and that I am not aware of any medical or health reason why he/she should not participate in scuba or snorkel diving and that I have fully and truthfully disclosed to the Dive School and any doctor examining him/her for the purpose of determining his/her fitness to dive:-

(i) any medical or health condition suffered by or affecting him/her of which he/she is aware;

(ii) all medications or drugs which he/she is taking or takes from time to time;

SIGNED SEALED AND DELIVERED by the said

)

[name of Father/Mother/Legal Guardian] ……..……..) X

) ……

in the presence of

Witness xx ……..

Copyright © 2005 AUSI Pty Ltd ACN 062 887 969

AUSI LEVEL I SCUBA DIVER TRAINING RECORD

Student's Name: _____ **Course No.:** _____

PREREQUISITES:

	Student	Instructor	No.		Student	Instructor	No.
Medical Statement				At least 12 years of age			

THEORY INSTRUCTION:

Class	Date	Student	Instructor	No.	Test	Date	Student	Instructor	No.
Module 1									
Module 2					P / F				

PRACTICAL INSTRUCTION:

Session No.	Date	Instructor	No.	Session No.	Date	Instructor	No.
1				3 (optional)			
2							

Practical Skills	Student	Instructor	Session #	Practical Skills (cont)	Student	Instructor	Session #
Neutral Buoyancy				Fins - Remove & Replace			
Basic Scuba Breathing				Dive to 3+ metres (10 ft)			
Regulator Clearing				Descents & Ascents (3+m)			
Regulator Exchange				Scuba Assembly			
Use of Buoyancy Comp.				Buddy Check			
Mask Clearing				Step Entry			
Alternate Air Source Breathing (AAS)				Combined Mask and Regulator Clear			
Seated Entry				Fin Pivot			
Mask Remove & Replace				Mid Water Hover			
Swim Without Mask				Small Boat Exit			
AAS Without Mask				Scuba Disassembly			

OCEAN DIVING: (as per AUSI Instructor Manual - Level I Scuba Diver Teaching Guidelines)

Dive	Date	Site	Depth	Bottom Time	Dive Time	Instructor	Vis	Current	Surface Conditions
One									
Two									
Three									

Ocean Skills:

Skills	Dive	Student	Instructor
Fin pivot			

CERTIFICATION REQUIREMENTS:

Theory	Student	Instructor	No.		Student	Instructor	No.
Theory test				Ocean dives & skills			
Lesson reviews				Logged 2 ocean dives			

COMMENTS:

AUSI LEVEL I SCUBA DIVER CERTIFICATE OF COMPLETION

I _____ on this day _____ hereby state that the above record of my AUSI Level I Scuba Diver training is correct and that I understand the general principles of scuba theory taught to me and feel proficient and confident of performing the practical skills taught to me and acknowledge I am trained to dive only with an AUSI Level II Scuba Instructor or higher in daylight hours to a maximum depth of nine metres (30 ft) in open water that has direct vertical access to the surface and further acknowledge that my training expires within 12 months if I do not continue to dive.

Diver's Signature: _____ Instructor's Signature: _____ Number: _____

Copyright © 2005 AUSI Pty Ltd ACN 062 887 969

..

AUSI LEVEL I SCUBA DIVER
THEORY TEST (Metric-1005)

DIRECTIONS
- Do not mark question sheet
- Write all answers on the answer sheet provided
- Write name, date and course number on answer sheet
- Answer all questions
- Keep written answers brief
- Choose the most correct answer for multiple choice questions
- Must score 80% to pass

MODULE 1: (out of 20)

A1 An AUSI Level I Scuba Diver can:
a) dive with another AUSI Level I Diver down to 9m
b) dive with an AUSI Instructor down to 9m
c) dive with another AUSI Diver down to 9m
d) dive with another AUSI Diver down to 18m

A2 What is the total pressure on a diver at 15m?
a) 1.5 ATA
b) 1.6 ATA
c) 2.5 ATA
d) 2.6 ATA

A3 The greatest volume change of a gas occurs in the depth range of:
a) 0–10m
b) 10–20m
c) 20–30m
d) 30–40m

A4 The volume of a gas filled balloon during ascent will:
a) stay the same
b) increase
c) decrease

A5 To avoid ear injuries on descent you should:
a) "Pop" your ears when pressure is felt
b) "Pop" your ears continuously
c) "Pop" your ears when pain is felt
d) use ear plugs

A6 To avoid lung pressure injuries when scuba diving:
a) always breathe normally
b) never hold your breath
c) ascend slowly
d) all of the above

A7 If you usually dive in the ocean, how much weight will you need for a fresh water dive?
a) the same
b) more
c) less

A8 If you are having problems equalising your ears on descent it is best to:
a) immediately ascend to the surface
b) descend until pain occurs then "pop" your ears
c) continue descending until pain goes away
d) stop, ascend a little and then try to "pop" your ears again

A9 What is the purpose of the Safety Regulator?
a) used for "out of air" or "low air" situation
b) used for regulator malfunction
c) used if diver vomits underwater
d) all of the above

A10 What should the minimum air pressure be in a diver's cylinder when they reach the surface?
a) 35 atm
b) 50 atm
c) 75 atm
d) 100 atm

MODULE 2: (out of 20)

B1 Pure oxygen is:
a) dangerous at depths greater than 6m
b) safe to use to 18m
c) dangerous at depths greater than 16m
d) used for safe diving deeper than 39m when air becomes dangerous

B2 More than how many deep breaths before a breath hold dive is considered to be dangerous hyperventilation?
a) 2
b) 3
c) 4
d) 5

B3 What is the most common symptom of excess CO_2?
a) headache
b) dizziness
c) nausea
d) tingling

B4 An oily taste or smell in scuba air may also indicate the presence of which substance?
a) Oxygen
b) Nitrogen
c) Carbon Dioxide
d) Carbon Monoxide

B5 At what depth is Nitrogen Narcosis:
a) detectable in everyone?
b) hazardous to everyone?

B6 Diving too deep and staying too long is most likely to cause:
a) Lung Rupture
b) Delayed Onset Bubble Trouble
c) Nitrogen Narcosis
d) Salt Water Fever

B7 When choosing a buddy the most important consideration is:
a) their equipment
b) their training
c) their age
d) their interests

B8 If out of air, after giving the appropriate signal, you would expect to:
a) breathe off your safety regulator
b) breathe off your buddy's main regulator
c) breathe off your buddy's safety regulator
d) dump all air from the BC half way up

B9 To ascend, a scuba diver should:
a) inflate BC
b) dump all air from the BC prior to ascent
c) dump all air from the BC half way up
d) continuously dump air from the BC during ascent

B10 Upon reaching the surface the first thing to do is:
a) switch to snorkel
b) signal OK to the boat
c) inflate BC
d) check time

..

AUSI LEVEL I SCUBA DIVER

Theory Test - Answer Sheet (1005)

NAME: _____ DATE: _____ COURSE NO.: _____

MODULE 1:

	A	B	C	D	
A1					2
A2					2
A3					2
A4					2
A5					2
A6					2
A7					2
A8					2
A9					2
A10					2
	A	**B**	**C**	**D**	20

Total Module 1 ☐

MODULE 2:

	A	B	C	D	
B1					2
B2					2
B3					2
B4					2

B5 (a) _____
(b) _____

B6					2
B7					2
B8					2
B9					2
B10					2
	A	**B**	**C**	**D**	20

Total Module 2 ☐

Total: ☐

Minimum required (32)

STUDENT DECLARATION

I _____
hereby declare that I have discussed my incorrect answers with my instructor:

_____ # _____
and I now acknowledge my understanding in those areas.

Student's signature: _____

Intructor's signature: _____

..

AUSI LEVEL I SCUBA DIVER

Theory Test - Answer Template (1005)

NAME: _____ DATE: _____ COURSE NO.: _____

MODULE 1:

	A	B	C	D	
A1		✓			2
A2			✓		2
A3	✓				2
A4		✓			2
A5		✓			2
A6				✓	2
A7			✓		2
A8				✓	2
A9				✓	2
A10		✓			2
	A	**B**	**C**	**D**	20

Total Module 1 ☐

MODULE 2:

	A	B	C	D	
B1	✓				2
B2		✓			2
B3	✓				2
B4				✓	2

B5 (a) 30 metres_____
(b) 40 metres_____

	A	B	C	D	
B6		✓			2
B7		✓			2
B8			✓		2
B9				✓	2
B10			✓		2
	A	**B**	**C**	**D**	20

Total Module 2 ☐

Total: ☐

Minimum required (32)

Copyright © 2005 AUSI PTY LTD ACN 062 887 969

..

AUSI LEVEL I SCUBA PRACTICAL SKILLS

PRACTICAL TRAINING SESSION 1

- Distribution of equipment
- Explain use of snorkelling equipment
- Scuba unit assembly
- Donning scuba unit
- Pool entry
- Neutral buoyancy check
- Descent & ascent procedures
- Basic Scuba Breathing
- Fin pivot - scuba feed
- Regulator clearing
- Regulator & gauge recovery
- Regulator exchange
- Fin Pivot - oral inflation
- Mask clearing, removal & replacement
- Combined mask & regulator clear
- Snorkel in full scuba gear (100m/110yds)
- Pool exit
- Removal & disassembly of scuba unit

PRACTICAL TRAINING SESSION 2

- Scuba assembly
- Donning scuba unit
- Buddy checks
- Step entry
- Revision - regulator & mask skills
- Swimming without mask
- Out of air drill
- Out of air drill without mask
- Fin removal and replacement
- Buoyancy control exercises
- Dive to 3+ metres (10+ ft)
- Descents and ascents in 3+ metres (10 ft)
- Snorkel in full scuba gear (200m/220yds)
- Pool exit
- Removal of scuba unit
- Disassembly of scuba unit

REPETITION IS ESSENTIAL - 15 TO 20 OF EACH SKILL

Copyright © AUSI Pty Ltd October 2005

AUSI LEVEL I PRACTICAL & OCEAN SKILLS

PRACTICAL TRAINING SESSION 3

- Scuba assembly
- Donning scuba unit
- Buddy checks
- Seated entry
- Revision - swim without mask
- Revision - mask clearing
- Revision - out of air drill
- Revision - descents and ascents
- Fin pivot
- Mid water hovers
- Snorkel in full scuba gear (200m/220yds)
- Small boat exit
- Removal of scuba unit
- Disassembly of scuba unit

OCEAN DIVING

OCEAN DIVE 1

AIM: Introduce & relax students
SITE: 4-6 m (15 – 20 ft) with min. hazards

OCEAN DIVE 2

AIM: Introduce to depth & buddy skills
SITE: 6-9 m (20 – 30 ft) with min hazards
SKILLS: -- fin pivot

DON'T FORGET:

- Dive flag
- Spare equipment and weights
- Students to add weights for ocean

A THOROUGH PRE-DIVE BRIEF IS ESSENTIAL TO A CONTROLLED STUDENT DIVE

Copyright © AUSI Pty Ltd October 2005

To waterproof, photocopy, fold in half, trim and laminate

..

Section 5B: AUSI Scuba Teaching Guidelines

LEVEL II SCUBA DIVER – October 2005

COURSE PLANNING 1

CLASSROOM PRESENTATIONS 4

PRACTICAL SKILLS TRAINING 5

OCEAN TRAINING DIVES 18

ASSESSMENT 22

CERTIFICATION 23

DEBRIEF 23

COURSE MATERIALS 25

AUSI MEDICAL HISTORY FORM

AUSI LEVEL II SCUBA DIVER PARTICIPATION AGREEMENT

AUSI LEVEL II SCUBA DIVER TRAINING RECORD

AUSI LEVEL II SCUBA DIVER THEORY TEST

AUSI LEVEL II SCUBA DIVER THEORY TEST - ANSWER SHEET

AUSI LEVEL II SCUBA DIVER THEORY TEST - ANSWER TEMPLATE

AUSI LEVEL II SCUBA SKILLS CUE CARD

AUSI LEVEL II SCUBA OCEAN DIVING CUE CARD

Copyright © 2005 AUSI Pty Ltd ACN 062 887 969

Copyright © 2005 AUSI Pty Ltd ACN 062 887 969

COURSE PLANNING

The AUSI Level II Scuba Diver (International Open Water) course is designed to train divers to dive to 18 metres (60ft) in open water that has direct vertical access to the surface with a similarly qualified and experienced scuba diver during daylight hours without the direct supervision of an instructor.

NOTE: 1. AUSI Junior Scuba Divers must dive with a qualified parent or guardian, or an insured Dive Master or higher.
2. To upgrade to an AUSI Level II Scuba Diver an AUSI Junior Scuba Diver must:
   a. Resit the AUSI Level II scuba Diver theory test, and
   b. Undergo a skill assessment dive between 15 – 18 metres (50 – 60ft) with an AUSI Level II Scuba Instructor or higher.

The course has three components:
1. Theory - four presentations, lesson reviews and test,
2. Practical Skills - three sessions plus one optional session, and
3. Ocean Dives - four ocean dives plus two optional dives.

Instructor

The course can only be conducted by an AUSI Level II Scuba Instructor or higher.

Ratios

1. Theory 24:1,
2. Pool >1.5m 8:1 or 12:1 with the assistance of one AUSI Level I Scuba Instructor, or 16:1 with the assistance of two AUSI Level I Scuba Instructors,
   <1.5m 16:1, and
3. Ocean 8:1 or 10:1 with the assistance of one AUSI Level I Scuba Instructor.

NOTE: Ratios are for ideal conditions and may need to be reduced due to water conditions or student requirements.

Prerequisites

Prerequisites for the AUSI Level II Scuba Diver course are:

1. Be at least 15 years of age (AUSI Level II Scuba Diver) **or**
   Be at least 12 years of age (AUSI Junior Scuba Diver),
2. Be medically fit to scuba dive, in Australia candidates must have a current diving medical in accordance with Australian Standard AS 4005.1-2000,
3. Complete the *AUSI Medical History Form* or approved equivalent, and
4. Swim 200 metres (220yds) unaided and tread water for 10 minutes

Before conducting the course, ensure that students have met all the prerequisites and signed the *AUSI Level II Scuba Diver Participation Agreement*.

Copyright © 2005 AUSI Pty Ltd ACN 062 887 969

Materials

During the course it is compulsory for the instructor to use the following:

1. **AUSI Open Water Scuba Diving Manual** or relevant AUSI Course Notes,
2. *AUSI Medical History Form* or approved equivalent,
3. *AUSI Level II Scuba Diver Participation Agreement,*
4. *AUSI Level II Scuba Diver Training Record,*
5. *AUSI Level II Scuba Diver Theory Test,*
6. **AUSI Certification Sheet,** and
7. **AUSI Logbook** or other suitable diver's logbook.

Items 1, 6 & 7: Can be purchased from AUSI Head Office.

In lieu of Item 4: AUSI Level II Scuba Course Notes and lesson reviews (AUSI Scuba Learning Modules 1, 2, 3 & 4) can be downloaded from www.ausi.com.au.

Items 2, 3, 4 & 5: Can be photocopied from the Course Materials section of the AUSI Instructor Manual or registered instructors can download an AUSI Level II Scuba Instructor Pack from www.ausi.com.au.

Equipment

Each instructor and student shall use the equipment required by Australian Standard AS 4005.1-2000 during all practical training and ocean diving throughout the course:

1. Mask, snorkel and fins,
2. Approved air cylinder and valve (Australian Standard AS 2030.1),
3. Buoyancy control device with scuba feed inflator designed to maintain the head above water surface when inflated (separate back pack if appropriate),
4. Regulator (instructor's must use a balanced first stage),
5. Alternate air source,
6. Depth and cylinder pressure gauges, and timing device, and
7. Adequate exposure protection with appropriate quick release weight system.

Instructors must have all of the above plus a knife and compass.

Upgrade

AUSI Level I Scuba Diver to AUSI Level II Scuba Diver

Within 30 days:
If the upgrade is within 30 days of completion of the AUSI Level I Scuba Diver program, the student is only required to complete the outstanding Level II Theory Modules and Lesson Reviews, Theory Test, Practical Training Module and ocean dives.

Outside 30 days:
If the upgrade is beyond 30 days since completion of the AUSI Level I Scuba Diver program the student should complete the revision sessions as outlined below before progressing with further training:

1. Review Theory I & 2 and the lesson reviews in the **AUSI Open Water Scuba Diving Manual,**
2. Review AUSI Level I Scuba Diver Practical Modules 2 & 3, and
3. Do a Refresher Dive similar to Ocean Dive 2 of the AUSI Level I Scuba Diver program.

Credit for Level I Dives:
If satisfactory dives have been completed beyond the AUSI Level I Scuba Diver program, credit for AUSI Level II Scuba Diver ocean dives may be granted where appropriate but the student must complete a skills assessment dive during the upgrade program.

NOTE: Before proceeding with an update program the instructor must cite the student's Training Record from the previous instructor and have the student sign a new *AUSI Level II Scuba Diver Participation Agreement.*

Copyright © 2005 AUSI Pty Ltd ACN 062 887 969

Suggested Timetables

Below are some suggested course timetables for both the AUSI Level I Scuba Diver to Level II Scuba Diver Upgrade and the AUSI Level II Scuba Diver Course:

AUSI Level I Scuba Diver to Level II Scuba Diver Upgrade:

First Evening	07:00	Introduction
	07:30	Practical Training Module 4
Day 1	08:00	**Theory 3- Dive Planning**
	10:00	Ocean Dive 3
	12:00	Lunch
	13:00	**Theory 4 - Diving First Aid (1)**
	15:00	Ocean Dive 4
Day 2	08:00	Theory Test
	10:00	Ocean Dive 5
	12:00	Lunch
	13:00	Theory Test Review
	15:00	Ocean Dive 6 (optional)
	17:00	Debrief

AUSI Level II Scuba Diver Course - Double Weekend:

Weekend 1		
Friday	18:30	Introduction
	19:00	**Theory 1 – Intro to Scuba Diving**
	21:00	Practical Training Module 1
Saturday	08:00	**Theory 2 - The Diver Underwater**
	10:00	Practical Training Module 2
	12:00	Lunch
	13:00	**Theory 3 - Dive Planning**
	15:00	Practical Training Module 3
Sunday	08:00	Ocean Dive 1
	10:00	**Theory 4 - Diving First Aid (1)**
	12:00	Lunch
	13:00	Ocean Dive 2
	15:00	Debrief
Weekend 2		
Friday	7:00	Introduction
	7:30	Practical Training Module 4
Saturday	08:00	Ocean Dive 3
	10:00	Theory Test
	12:00	Lunch
	13:00	Ocean Dive 4
	15:00	Theory Test Review
Sunday		
	10:00	Ocean Dive 5
	12:00	Lunch
	13:00	Ocean Dive 6 (optional)
	15:00	Debrief

AUSI Level II Scuba Diver Course - Full Time:

Monday	08:30	Introduction
	09:00	**Theory 1 – Intro to Scuba Diving**
	11:00	Practical Training Module 1
	13:00	Lunch
	14:00	**Theory 2 - The Diver Underwater**
	16:00	Practical Training Module 2
Tuesday	08:00	**Theory 3 - Dive Planning**
	10:00	Practical Training Module 3
	12:00	Lunch
	13:00	Ocean Dive 1
	15:00	**Theory 4 - Diving First Aid (1)**
Wednesday	08:00	Ocean Dive 2
	10:00	Private Study
	12:00	Lunch
	13:00	Practical Training Module 4
	15:00	Theory Test
Thursday	09:00	Ocean Dive 3
	11:00	Theory Test Review
	13:00	Lunch
	14:00	Ocean Dive 4
Friday		
	09:00	Ocean Dive 5
	12:00	Lunch
	13:00	Ocean Dive 6 (optional)
	15:00	Debrief

Copyright © 2005 AUSI Pty Ltd ACN 062 887 969

CLASSROOM PRESENTATIONS

Introduction

The following materials are required for the introductory session:

1. **AUSI Open Water Scuba Diving Manual** or relevant AUSI Course Notes and lesson reviews,
2. *AUSI Medical History Form or approved equivalent,*
3. *AUSI Level II Scuba Diver Participation Agreement, and*
4. *AUSI Level II Scuba Diver Training Record.*

During the introductory session, which must be done before any practical sessions are conducted, the instructor is required to do the following:

1. Have students complete and sign the relevant sections of the *AUSI Level II Scuba Diver Participation Agreement,*
2. Have students complete the *AUSI Medical History Form* and check carefully,
3. Sight evidence that the student meets all the prerequisites for the course, including medical,
4. Explain the AUSI Pathway and where the current course fits in,
5. Explain the structure of the AUSI Level II Scuba Diver Course,
6. Discuss the timetable for the course,
7. Explain the requirements for certification, and
8. Explain limits of training.

For those students wishing to do further reading, **Recreational Scuba Diving** - Sinclair & Kenley is recommended, it is available from AUSI Head Office.

Theory Modules

The AUSI Level II Scuba Diver course consists of four theory presentations and lesson reviews which should be conducted in accordance with the Classroom Presentation section of the **AUSI Instructor Course Notes**, and a theory test.

The topics covered are detailed below:

Introduction to Scuba Diving	(AUSI Scuba Learning Module 1),
The Diver Underwater	(AUSI Scuba Learning Module 2),
Dive Planning	(AUSI Scuba Learning Module 3),
Diving First Aid (1)	(AUSI Scuba Learning Module 4)**.**

The relevant AUSI Course Notes must be made available to the students during each theory session. After the theory sessions have been attended the students must complete the lesson review for each session.

These notes are also available in A4 for the production of overhead transparencies, available from AUSI Head Office.

The *AUSI Level II Scuba Diver Training Record* is to be updated at the end of every theory session.

Copyright © 2005 AUSI Pty Ltd ACN 062 887 969

PRACTICAL SKILLS TRAINING

All practical skills training must be conducted in accordance with the Practical Skills Training section of the **AUSI Instructor Course Notes**.

Practical Skills Sessions

The AUSI Level II Scuba Diver course consists of four practical skills sessions (modules), three compulsory and one optional, all of which must be conducted in a pool or confined water.

Each module is described in detail below. The skills are numbered using the following system:

<LEVEL>**.**P**.**<MODULE #>**.**<SKILL #>

where:

<LEVEL> is the AUSI Scuba Diver Course Level

P represents that it is a practical skill

<MODULE #> is the practical skills module number

<SKILL #> is the sequential number starting with the first skill of the session

eg. II.P.1.4 is skill four of the first practical skills module in the AUSI Level II Scuba Diver course.

If the option of deleting Practical Skills Module 3 is taken then the following skills must be transferred:

II.P.2.8 Swimming Without Mask on Scuba transferred from Module 2 to Module 1

II.P.2.13 Diving to 3+ metres (10ft) transferred from Module 2 to Module 1

II.P.3.6 Unknown Water (Seated) Entry transferred from Module 3 to Module 1

II.P.3.8 Deep Water Work transferred from Module 3 to Module 2

II.P.3.9 Buoyancy Control Exercises transferred from Module 3 to Module 2

II.P.3.11 Pool Exit - Small Boat Exit transferred from Module 3 to Module 2

II.P.3.14 Water Skills Test transferred from Module 3 to Module 2.

The **AUSI Level II Scuba Skills Cue Card** contains a summary of the skills to be performed during each practical skills training session.

The *AUSI Level II Scuba Diver Training Record* is to be updated at the end of each practical session.

NOTE:

1. Instructors must never exceed the maximum instructor to student ratios, see page 1, and should reduce these where conditions, student ability or Education Department standards dictate the necessity.
2. Equipment used by instructors and students must comply with page 2.
3. Practical skills training whenever possible should be conducted in a pool, however instruction can take place in confined water, ie a protected part of the ocean with controlled depth where the students can stand up. Time spent teaching new skills in confined water cannot be credited to ocean diving time requirements.
4. All in-water skills are to be taught in chest deep water unless otherwise specified.

Copyright © 2005 AUSI Pty Ltd ACN 062 887 969

Practical Skills Module 1

(For AUSI Scuba Adventure, AUSI Level I Scuba Diver & AUSI Level II Scuba Diver)

II.P.1.1 Introduction

1. Introduce yourself and assistants
2. Explain what equipment is needed and where to find it
3. Record equipment given out
4. Explain overall aim of the session

II.P.1.2 Assignment of Buddies and Groups

1. Explain the importance of the buddy system
2. Assign all students to buddy pairs and groups

NOTE: Where possible avoid pairing up close friends, eg. boy friend with girl friend, husband with wife, father and son, this can lead to poor learning through peer pressure and/or interference

II.P.1.3 Use of Snorkelling Gear

1. Mask
   Explain and demonstrate:
   a) How to defog mask
   b) Keep hair and hood out to prevent flooding
   c) Keep mask on face at all times
   d) Attach snorkel to left side of mask to prevent entanglement with regulator
   e) Do not have strap too tight
2. Snorkel
   Explain and demonstrate:
   a) Should be checked, students with unsuitable snorkels should be told to try another
   b) Attached to the left hand side of the mask
   c) How to clear
      (i) Blow hard
      (ii) Head back and blow hard
      (iii) Displacement
      (iv) Self-draining
3. Fins
   Explain and demonstrate:
   a) Students should NOT walk with fins on
   b) Put fins on by poolside by either sitting down or by using buddy for support while one leg forms a figure 4 across the other so fin can be donned with minimum chance of loss of balance
4. Exposure Suit
   Explain and demonstrate:
   a) If the suit feels too tight NOT to persevere but rather get a larger size (if too loose, reverse applies)
   b) Not to dig finger nails into the material
   c) How to minimise wear and tear on suit knees. (wear knee guards, where appropriate)

NOTE: 1. Students should put on their suits while under supervision.
2. Encourage the buddy system by having students help each other.

5. Weight Belt
   Explain and demonstrate:
   a) Weights should be evenly placed around the belt
   b) Do not carry weight belt with open end down (can lead to injury due to falling weights), better to carry done up
   c) To put weight belt on pick it up by both ends and step into it
   d) Weight belt must be above the hips and tightened comfortably around the waist and free to fall in an emergency
   e) Loose ends are to be left loose otherwise quick release function is lost - loose ends must not be tucked in

Copyright © 2005 AUSI Pty Ltd ACN 062 887 969

II.P.1.4 Scuba Unit Assembly

The instructor should go through the assembly procedure in point form with the students performing each step on their own unit in time with the instructor. Any doubtful gear should be exchanged immediately. **Warn** students of the danger of leaving cylinder standing unattended as they can be knocked over.

1. Cylinder
   a) Check the test date and working pressure
   b) Stand cylinder on flat end with O-ring facing away from body
   c) Keep control of cylinder with hands and/or legs (knees) at all times when cylinder is not lying
2. Buoyancy Compensator (BC or BCD)
   a) Inflate buoyancy compensator (BC) and check for leaks
   b) Check dump valve
   c) Check oral inflate
3. Valve
   a) Remove tape and place in bin (if applicable)
   b) Check presence and condition of O-ring (replace if necessary)
   c) Place two fingers loosely over the O-ring and open valve gently to remove any water or debris
4. Regulator
   a) Orientate regulator so first stage is in left hand, yoke screw facing student and second stage is in right hand
   b) Remove dust cap
   c) Place first stage on valve ensuring second stage is on right side
   d) Correctly tighten yoke, hand tight only
   e) Place pressure gauge over the first stage and tank valve (to protect eyes) then open the valve slightly (if there is any leak, air can be shut off quickly)
   f) If there are no leaks, open the valve fully (to ensure maximum air flow) but back half a turn to prevent valve jamming open
   g) Check pressure gauge reading and compare with cylinders working pressure (WP)
   h) Purge regulator and breathe on it to check inhalation and exhalation (repeat with Safety Regulator)
   i) Connect scuba feed hose (repeat 5 times)
   j) If any doubt is expressed by students check and change as necessary
5. Assembly of Buoyancy Compensator & Cylinder
   a) Check that the BC is on the O-ring side of the valve
   b) The top of the BC should be just below the level of the valve O-ring
   c) Check for twisted or unconnected straps and
   d) Ensure cam band has correct tension

II.P.1.5 Donning the Scuba Unit

1. **WARNINGS**
   a) Not to put on over head due to the potential danger of damage to gear and/or diver should a fall occur (especially on boats)
   b) Not to pick up the unit and sling it across back (swinging gauges and regulator could damage on-lookers and/or divers)
   c) To hold the cylinder at all times (except when the cylinder is lying down)
2. Donning the Scuba Unit using a Buddy
   a) Buddy lifts unit while diver puts arm through BC
   b) Diver adjusts and secures unit
   c) Reverse roles
   d) Instructor to do a safety check

Copyright © 2005 AUSI Pty Ltd ACN 062 887 969

II.P.1.6 Buddy Check

Brief students on the importance of a buddy check and have the students make the following checks on each other:

1. Buoyancy Compensator
   a) Oral inflation and deflation
   b) Dump valve operation
   c) For any leakages
   d) SCUBA feed inflation
   e) Strap adjustment, ensure there are no tangles or twists
2. Weight Belt
   a) Weights are evenly distributed over hips (where possible), loose end not tucked in
   b) Weight belt is clear of SCUBA unit
3. Air Supply
   a) Air on full and back 1/2 turn
   b) Air pressure: 180 - 240atm (2700 – 3600psi)
   c) Both regulators functional
4. Mask
   a) Seal is on face not hair or wet suit hood and seal is not folded under itself
   b) Strap not too tight

II.P.1.7 Neutral Buoyancy

1. Check that students have been given the approximate weight they require
2. Students put on weight belt, mask, snorkel and fins and enter water
3. Students should be told to assume the foetal position while holding breath, if neutrally buoyant they will float at ear/eye level, students should then be told to exhale forcefully after which they should sink if they are neutrally buoyant

NOTE: It can be an advantage to have students slightly negative for the practical skills session and the ocean dive but the student must be capable of staying afloat on the surface without air in the buoyancy compensator.

II.P.1.8 Descent & Ascent Procedures

1. Explain reason to learn and the correct sequence of descending and ascending ie signal, snorkel/regulator exchange ears, dump and vice-versa for ascending but emphasising a slow ascent rate
2. Demonstrate correct use of buoyancy compensator including the need for positive buoyancy on the surface at all times dumping air, power inflation
3. Have students practice dumping and inflating BC five times each using scuba feed
4. Repeat five times using oral inflation

II.P.1.9 Basic Scuba Breathing

CONTINUALLY WARN STUDENTS OF THE DANGERS OF PRESSURE INJURIES.
"NEVER HOLD YOUR BREATH, CLEAR (POP) EARS ON SURFACE AND CONTINUALLY DURING DESCENT".

1. Explain and demonstrate the use of the purge button and how to prevent a free flowing regulator
2. Explain and demonstrate basic hand signals
3. While standing in water place regulator in mouth and breathe continuously. (Instructor should ensure breathing patterns are relaxed and close to normal.)
4. Check use of OK signal
5. While holding onto the side of the pool/back of boat lay face down with feet out stretched and breathe continuously underwater for about 15 breaths to get used to the feeling of breathing on scuba
6. Have students follow the correct descent procedure and descent to bottom of pool, ensure BC is completely deflated, asking students to note the affect of breathing on buoyancy

NOTE: Students who have trouble submerging are generally not exhaling adequately.

7. Ensure students get feed back on their ascent procedure
8. Students should have noted how breathing affected buoyancy. This should be emphasised
9. Adjust weights as necessary
10. Where possible give students some time (5-10 minutes) to gain confidence and relax
11. Once relaxed have students practice correct descent and ascent procedures at least five times
12. Have students practice swimming underwater whilst staying in contact with the bottom

Copyright © 2005 AUSI Pty Ltd ACN 062 887 969

II.P.1.10 Fin Pivot Using Scuba Feed

1. Give reason to learn, explain teaching points and demonstrate
2. Have students lay on the bottom with no air in their BC's
3. Inflate BC until student pivots on fins and is able to demonstrate neutral buoyancy by breath control ie breathe in and rise, breathe out and sink
4. Repeat five times

NOTE: If training is being done in the tropics where the effects of wet suit compression are minimal have students do buoyancy exercises with an extra weight, 1.4kg (3lb), in their BC pocket to simulate the effects of wet suit compression.

II.P.1.11 Regulator Clearing

WARNING: -STUDENTS SHOULD ALWAYS BE BREATHING OUT WHEN REGULATOR IS NOT IN MOUTH (ie. trickle breathing)

Method 1 - Clearing by exhaling
Method 2 - Clearing by purging
Method 3 - Clearing by combination

1. Explain reason to learn
2. Explain and demonstrate Method 1
3. Perform method 1 while standing ie. flood and clear
4. While submerged have student perform Method 1 (five times) exchanging OK signals between each attempt
5. Explain and demonstrate Method 2
6. Perform Method 2 while standing ie. flood and clear
7. While submerged have student perform Method 2 (five times) exchanging OK signals between each attempt
8. Explain and demonstrate Method 3
9. While submerged have student perform method 1 (five times) exchanging OK signals between each attempt

NOTE: Regulator clearing can be taught above water, on surface, where maximum feedback can occur.

II.P.1.12 Regulator and Gauge Recovery

1. Give reason to learn, explain teaching points and demonstrate
2. Demonstrate both methods
   a) Arm sweep
   b) Reach
3. Stress teaching points
4. Repeat five times.
5. Repeat exercise (1-4) using gauge

II.P.1.13 Regulator Exchange

1. Give reason to learn, explain teaching points and demonstrate
2. Remove main regulator, locate and clear safety regulator
3. Repeat five times

II.P.1.14 Fin Pivot Using Oral Inflation

1. Give reason to learn, explain teaching points and demonstrate
2. Have students lay on the bottom with no air in their BC's
3. Have student's orally inflate BC until student pivots on fins and is able to demonstrate neutral buoyancy by breath control ie breathe in and rise, breathe out and sink
4. Repeat five times

NOTE: If training is being done in the tropics where the effects of wet suit compression are minimal have students do buoyancy exercises with an extra weight, 1.4kg (3lb), in their BC pocket to simulate the effects of wet suit compression.

Copyright © 2005 AUSI Pty Ltd ACN 062 887 969

II.P.1.15 Mask Clearing on Scuba

1. Explain reason to learn
2. Explain and demonstrate teaching points
3. Have students do a dry run above water, five times
4. Have student submerge and do a dry run underwater, if water gets in then correct technique as necessary
5. Partially fill mask with water
6. Place one hand at top of mask (leaving the other hand free for other tasks - explain this)
7. Apply slight pressure to the top of mask
8. Exhale through nose
9. Bend head backwards
10. Repeat until mastered on surface so that instructor can give feedback and correct technique
11. Repeat five times underwater
12. Repeat 2-8 with fully flooded mask

NOTE: Mask clearing should be taught above water, on surface, where maximum feedback can occur.

II.P.2.16 Mask Removal and Replacement

1. Give reason to learn, explain teaching points and demonstrate
2. Have students remove and replace their mask
3. Repeat five times. Emphasise correct technique and use of only one hand to clear

II.P.2.17 Combined Mask and Regulator Clear

1. Remove demand valve and hold at arms length
2. Remove mask
3. Replace and clear demand valve
4. Replace and clear mask
5. Repeat five times

NOTE: Students should be trickle breathing when regulator is out of mouth.

II.P.1.18 Snorkelling with Scuba

1. Explain reason to learn
2. While maintaining buddy pairs swim 100 metres (110yds) wearing scuba but using snorkel
3. Buoyancy compensator (BC) should only be inflated if necessary and when inflated it should be done without contact with side or bottom of pool. Avoid over inflation and explain why
4. Instruct as necessary

NOTE: Poor snorkellers should do 300 metres (330yds) without scuba units so as to improve their basic skills without the added complication of the scuba unit.

II.P.1.19 Pool Exit

1. Explain reason to learn
2. Remove weight belt and hand it up, open end first
3. Remove fins
4. Go up ladder one step at a time

WARNING: Students should be warned of the danger of a cylinder slipping out of a back pack or someone falling backwards and therefore should keep well clear of the ladder until the exiting diver is completely out of the water and off the ladder.

NOTE: Emphasise the need to keep masks and snorkels in place.

II.P.1.20 Removal of the Scuba Unit

1. Buddy to support scuba unit
2. Student undoes buckles
3. Buddy carefully lowers unit and lies on ground (not on BC)
4. Repeat for other buddy

II.P.1.21 Disassembly of Scuba Unit

1. Instructor should go through the disassembly procedure (reverse of II.P.1.4) in point form with students in a group performing each step at a time
2. Instruct students how to wash and stow equipment

NOTE: 1. BC's need to have water drained out.
2. Faulty equipment needs to be labelled and separated for repair.

Copyright © 2005 AUSI Pty Ltd ACN 062 887 969

Practical Skills Module 2

(For AUSI Level I Scuba Diver & AUSI Level II Scuba Diver)

II.P.2.1 Distribution of Gear

1. Distribute gear to students and record

II.P.2.2 Assignment of Buddies & Groups

1. Students to take their gear to the same area as the previous lesson

II.P.2.3 Gearing Up

1. Supervise dressing of students in wet suits
2. Follow procedures
   a) II.P.1.4 - Scuba Unit Assembly
   b) II.P.1.5 - Donning the Scuba Unit

NOTE: The instructor should go through the assembly procedure in point form with students performing each step in time with the instructor on their own unit.

II.P.2.4 Buddy Check

1. Repeat II.P.1.6

II.P.2.5 Brief

1. Give thorough briefing on the tasks to be covered
2. Warn students about ears and lungs

II.P.2.6 Step Entry on Scuba

1. Explain the need for a deep water entry from a low platform or boat where the water depth is greater than two metres (7ft)
2. Gear up at pool side in buddy pairs
3. Slightly inflate buoyancy compensator (BC)
4. Secure cylinder by holding one of the shoulder straps tightly
5. With the other hand use heel to secure the regulator in the mouth and fingers to hold mask firmly on face
6. Stand with toes on edge of pool
7. Check to see if it is clear to enter
8. Keep body upright and stare straight ahead
9. Lean forward slightly taking weight off heels and take a big STEP out, the other leg will follow - DO NOT JUMP
10. Bring legs together in water to achieve uplift
11. On surface change to snorkel and exchange "OK" signals with buddy
12. Buddy repeats 4-11
13. Repeat five times

II.P.2.7 Revision

1. Let students have 5-10 minutes of free swimming in shallow water. Ensure buddy pairs are maintained and correct descent and ascent procedures are followed
2. Remove, replace and clear demand valve, each method five times
3. Lost regulator procedure, each method 5 times
4. Perform five full mask clears
5. Perform five combined mask & regulator removal and replacements

II.P.2.8 Swimming without Mask on Scuba

1. Explain reason to learn
2. Have students remove mask and drop them at their feet
3. Have students breathe underwater without mask while holding side of pool
4. Have students lay on bottom while breathing on scuba without a mask (30 breaths)
5. Have students swim across pool and back to mask
6. Replace and clear mask
7. Repeat points 5 & 6 five times

Copyright © 2005 AUSI Pty Ltd ACN 062 887 969

II.P.2.9 Out of Air Drill (Alternate Air Source [AAS] Breathing)

1. Point out options should an out of air situation occur.
   a) Drowning
   b) Emergency ascent (point out the dangers of Lung Pressure Injuries, Salt Water Aspiration and Blackout)
   c) Buddy breathing (point out the dangers of Lung Pressure Injuries and Salt Water Aspiration)
   d) Alternative air source breathing **(emphasise that this is BY FAR the best option)**
2. Explain to students the importance of close buddy and instructor contact and conservative air reserves ie never surface with a cylinder pressure less than 50atm (750psi)
3. Explain teaching points and demonstrate
   a) Teach students the "I wish to share air" signal
   b) Response to signal (ie. offer "out of air" diver the safety regulator)
   c) Donor locates and clears safety regulator
   d) During first two breaths
      (i) Exchange OK signal
      (ii) Both divers should position themselves face to face, with right arm fore-arm grip, leaving left hand free for buoyancy control
   e) Establish and maintain neutral buoyancy
   f) Exchange "OK" signals every 4-5 breaths
   g) While swimming (or ascending) ensure both divers fin adequately

NOTE: a. Remind students to "trickle breathe" when regulator is not in mouth

b. Remind students that first breath should be cautious

4. Students should follow procedure while standing so as to aid correction of techniques
5. Students should then breathe for 20 breaths whilst submerged (once as a donor and once as a receiver)
6. Repeat 3-5 times

NOTE: If taught on surface whilst standing, for health reasons, get students to clean their regulator by dunking it in the water between practice.

II.P.2.10 Out of Air Drill (Alternate Air Source [AAS] Breathing) Without Mask

1. Explain reason to learn
2. Have student perform AAS, during which each diver floods and clears their mask, repeat five times
3. Perform AAS without mask, repeat five times

II.P.2.11 Fin Removal and Replacement

1. Explain reason to learn
2. Sit on bottom and remove fins
3. Hand to buddy one at a time while removing
4. Replace fins on feet, repeat five times
5. Buddy to repeat process

II.P.2.12 Buoyancy Control Exercise

1. Brief students on exercise, emphasising the importance of buoyancy control
2. Lie on bottom of pool in shallow end and remove scuba unit
3. Lay spread eagle with cylinder in front
4. Vary breathing to notice inhaling causes floating and exhaling causes sinking
5. Replace cylinder
6. Surface and check equipment
7. Repeat five times

NOTE: If using steel cylinders, students may need to be given extra weights for this exercise.

Copyright © 2005 AUSI Pty Ltd ACN 062 887 969

II.P.2.13 Diving to 3+ metres (10ft)

WARN STUDENTS OF THE DANGERS OF PRESSURE INJURIES (ie. "NEVER HOLD YOUR BREATH") AND THE NECESSITY TO CLEAR EARS PROPERLY (ie. "POP YOUR EARS ON THE SURFACE AND THEN EVERY 10-20CM. IF YOU CANNOT CLEAR YOUR EARS ASCEND").

1. Brief students, indicating the importance of equalising ears continually and breathing normally
2. Teach the following signals -
   a) Going down
   b) Going up
   c) Something is wrong
3. Instructor to lead the way signalling to students to clear ears and exchanging "OK" signals continually (take students down one buddy pair at a time)
4. At depth group the students in a semi-circle facing the instructor
5. Exchange "OK" signals

NOTE: Some students who are nervous about depth may use ear problems to disguise it. Care must be taken to determine the problem and hence determine the correct action. If any doubt exists concerning ear damage DO NOT proceed. Wherever possible, use a line to control descent and ascent.

II.P.2.14 Deep Water Descents and Ascents in 3+metres (10 ft)

WARN STUDENTS: as in II.P.2.13 above.

1. Brief students on the necessity of being able to control descents (ears) and ascents (DCI)
2. Students should then snorkel to deep end and float on BC's
3. Using a line for control, have students practice descents and ascents
   a) Descent - do regulator exchange, pop ears and slowly descend with left hand on nose
   b) Ascent - students should practice ascending slowly eg. no faster than slowest visible bubbles
4. After ascent immediately inflate BC and switch to snorkel
5. Repeat five times

NOTE: Instructors should observe buoyancy of students and adjust weight belts as necessary.

II.P.2.15 Snorkelling with Scuba

1. Have students snorkel 200m (220yds) on surface with scuba gear on
2. Instruct as necessary

II.P.2.16 Pool Exit

1. Repeat II.P.1.19

II.P.2.17 Removal of the Scuba Unit

1. Repeat II.P.1.20

II.P.2.18 Disassembly of the Scuba Unit

1. Repeat II.P.1.21

NOTE: The instructor should go through the disassembly procedure in point form with the students performing one step at a time in sequence.

Copyright © 2005 AUSI Pty Ltd ACN 062 887 969

Practical Skills Module 3 (optional)

(For AUSI Level I scuba Diver & AUSI Level II Scuba Diver PLUS Water Skills Test for AUSI Level II Scuba Diver)

II.P.3.1 Distribution of Gear
1. Repeat II.P.1.1

II.P.3.2 Assignment of Buddies and Groups
1. Repeat II.P.1.2

II.P.3.3 Gearing Up
1. Repeat II.P.1.4 and II.P.1.5

II.P.3.4 Buddy Check
1. Repeat II.P.1.6

II.P.3.5 Brief
1. Give a thorough briefing on the tasks to be covered
2. Warn students about ears and lungs

II.P.3.6 Unknown Water (Seated) Entry
1. Explain reason to learn ie. entry is for situations when depth, current and conditions of bottom are unknown
2. Carefully sit on side of pool with feet in water. (be careful not to damage pool surrounds)
3. Fit mask, snorkel and fins
4. Partially inflate buoyancy compensator (BC)
5. Have regulator in mouth
6. Place both hands on the right side of the body (to prevent pull on hose)
7. Turn body to right side and push out gently from the edge and lower gently into the water
8. Change to snorkel and clear
9. Give OK to buddy
10. Buddy to do entry after returning OK signal

II.P.3.7 Revision - Shallow End of Pool
1. Swim across pool and back in buddy pairs, continuously exchanging "OK" signals
2. Repeat 1. without mask
3. Perform five combined mask and demand clears
4. Alternate air source breathing across pool and back once as a donor and once as a receiver
5. Perform five descents and ascents in deep end of pool

II.P.3.8 Deep Water Work
1. Have students descend to deep end of pool
2. Have students perform combined mask and regulator clear
3. Have students practice ascent and descent procedures
4. Instructor to assess Out of Air Drill (Alternative Air Source Procedures) with ascent

Note: Instructors should note any poorly functioning regulators so they can be returned for repair.

II.P.3.9 Buoyancy Control Exercises
1. Fin Pivot
   a) In deep end of pool have students lay on the bottom with no air in their BC's
   b) Inflate BC until student pivots on fins and is able to demonstrate neutral buoyancy by breath control : breathe in and rise, breathe out and sink
   c) Repeat five times
2. Mid Water Hover
   a) In deep end of pool have students commence an ascent and demonstrate neutral buoyancy in mid-water by breathing control
   b) Repeat five times

NOTE: If students are not wearing a buoyant exposure suit, to simulate neoprene compression, then place a 1.4kg (3lb) weight in the students BC pocket, students must be closely supervised due to their negative buoyancy.

Copyright © 2005 AUSI Pty Ltd ACN 062 887 969

II.P.3.10 Snorkelling with Scuba

1. Repeat II.P.2.15: 200m (220yds)
2. Instruct as necessary

II.P.3.11 Pool Exit - Small Boat Exit

1. Remove weight belt
2. Remove and hand up scuba unit
3. Exit water with fins on

II.P.3.12 Removal of Scuba Unit

1. Repeat II.P.1.20

II.P.3.13 Disassembly of Scuba Unit

1. Repeat II.P.1.21

II.P.3.14 Water Skills Test

1. Have students swim 200 metres (220yds) non-stop, any style, without any aids to swimming (goggles are acceptable)
2. Have students demonstrate the ability to remain afloat for 10 minutes without any flotation aids

NOTE: These two skills can be integrated by including the swim in the floating time as long as students do not rest in between the two skills.

Copyright © 2005 AUSI Pty Ltd ACN 062 887 969

Practical Skills Module 4

II.P.4.1 Distribution of Gear

1. Repeat II.P.1.1

II.P.4.2 Assignment of Buddies And Groups

1. Repeat II.P.1.2

II.P.4.3 Gearing Up

1. Students can gear up with only moderate supervision

II.P.4.4 Buddy Check

1. Repeat II.P.1.6

II.P.4.5 Brief and Tasks

1. Give thorough briefing on the tasks to be covered
2. Warn students about ears and lungs

II.P.4.6 Backward Roll (Small Boat) Entry

1. Explain reason to learn
2. Partially inflate BC
3. On side of pool with back facing water
4. Ensure all hoses are in lap
5. Secure cylinder with one hand and secure mask and regulator with other
6. When clear behind, roll back on count of three
7. Upon surfacing, switch to snorkel and signal OK to buddy and clear area
8. Buddy repeats steps 2-7

II.P.4.7 Deep Water Revision of Skills for Ocean Skills Dive

1. Clear regulator using blast method
2. Clear regulator using purge button method
3. Regulator recovery
4. Mask off for 30 seconds then replace and clear
5. BC removal and replacement at depth
6. Alternate air source ascent (perform twice so both students act as donor and receiver)

NOTE: Instructor needs to directly supervise this revision session to assess student's readiness to perform skills in the ocean.

II.P.4.8 Revision of Buoyancy Control Skills

1. Revise fin pivot and mid-water hovers

II.P.4.9 Surface Removal & Replacement of Scuba Unit

1. This exercise should be carried out in deep water so students can't touch bottom
2. Explain and demonstrate scuba removal and replacement. Emphasise need for maintaining positive buoyancy
3. Have students demonstrate

II.P.4.10 Weight Belt Removal & Replacement

1. On the surface in deep water ie. students can't touch the bottom
   a) Explain and demonstrate
   b) Inflate buoyancy compensator (BC)
   c) With regulator in mouth remove weight belt and hand to buddy who has BC inflated
   d) Buddy hands back the weight belt and the student secures the non-buckle end against the hip with one hand while lying on back
   e) Whilst rolling to a face down position reaching behind with the other hand the student secures the other end of the belt as it rests on the hips
   f) Adjust and secure buckle
   g) Go to snorkel and give "OK" signal
   h) Reverse roles and repeat five times
2. Remove and replace weight belt underwater in **no more** than 1.5m (5ft) depth
   a) Explain and demonstrate
   b) Student to remove and replace weight belt – **WARNING:** Ensure students do not let weight belt go!!
   c) Repeat five times

Copyright © 2005 AUSI Pty Ltd ACN 062 887 969

II.P.4.11 Rescue Procedures

1. Cramp Removal
   a) Explain and demonstrate
   b) Have students practice on buddy and self
2. Tired Swimmer Tows
   a) Explain and demonstrate
      (i) Straight arm tow
      (ii) Fins on shoulder tow
      (iii) Do-cee-do tow
   b) Have student demonstrate each tow for at least 25m (30yds)
3. Surface Resuscitation
   a) Explain and demonstrate
      (i) Call for help
      (ii) Do-cee-do tow
      (iii) Remove weight belts
      (iv) Inflate BC's
      (v) Remove mask
      (vi) Seal nose
      (vii) Breathe out over patients opposite cheek (2 breaths every 10 seconds)
   b) Remove scuba units, secure patient
   c) Have students demonstrate and repeat
4. Recovery of Unconscious Diver
   a) Explain and demonstrate
      (i) **WARNING:** EARS AND LUNGS
      (ii) Call for help
      (iii) Leave surface directly above diver
      (iv) Secure diver
      (v) Release patients weight belt
      (vi) Surface
      (vii) Commence surface resuscitation
   b) Have student demonstrate and repeat

II.P.4.12 Pool Exit

1. Use appropriate method

II.P.4.13 Removal of Scuba Unit

1. Repeat II.P.1.20

II.P.4.14 Disassembly of Scuba Unit

1. Students require only minimum supervision
2. Instructor is to ensure:
   a) Replacement of dust cover
   b) BC is drained of water
   c) Gear is stowed correctly

Copyright © 2005 AUSI Pty Ltd ACN 062 887 969

OCEAN TRAINING DIVES

The AUSI Level II Scuba Diver course consists of four compulsory and two optional ocean dives. All dives must be to at least four metres (15ft) in depth and must consist of at least 20 minutes underwater time. No dive should exceed 18 metres (60 ft) in depth. One dive shall be to at least 15 metres (50ft) and two dives shall be to at least nine metres (30ft). The total of the underwater time for all dives shall be no less than 120 minutes. All dives must be in water with direct vertical access to the surface.

The ocean diving component of the AUSI Level II Scuba Diver course shall not be commenced until satisfactory completion of Practical Skills Modules 1 and 2 and should not be commenced until satisfactory completion of Practical Skills Module 3.

Students must not be taken deeper than nine metres (30ft) until the satisfactory completion of the Skills Assessment Dive.

A mixture of boat and shore diving designed to familiarise student with local diving conditions should be planned. During dives 3, 4 & 5 students must be continually assessed and satisfactorily demonstrate the following:

1. Correct entry and exit procedures,
2. Correct boat diving techniques,
3. Ability to monitor and prevent exhaustion of own air supply,
4. Ability to navigate, and
5. Correct use of buoyancy compensator (BC).

Ideally the ocean skills should be done on Ocean Dive 4 but may be done on any other dive, where it is safe and practical to do so.

All ocean diving should be conducted in accordance with the Ocean Training Dives section of the **AUSI Instructor Course Notes** and be directly supervised by an AUSI Level II Scuba Instructor or higher.

The **AUSI Level II Scuba Ocean Diving Cue Card** contains a summary of the skills to be performed during each practical skills training session.

All dives are to be recorded in the student's logbook and the *AUSI Level II Scuba Training Record* is to be updated after each dive.

NOTE: If a four-dive sequence of dives is chosen then the total underwater time must not be less than 140 minutes and the sequence of dives shall be as follows:

1. Orientation Dive (Dive 1)
2. Skills Assessment Dive (Dive 4)
3. Certification Dive (Dive 5)
4. Consolidation Dive (Dive 3).

Where all dives are directly supervised by an AUSI Level II Scuba Instructor or higher, or an approved equivalent.

Each dive is described in detail below:

Copyright © 2005 AUSI Pty Ltd ACN 062 887 969

Ocean Dive 1 (Orientation Dive)

AIM: To introduce students to the underwater world.
SELECTION: Should be shallow, 4 – 6m (15 – 20ft), with minimum hazards.

NOTE: Instructors must show lots of enthusiasm and show many different marine animals. Remember everything is new and exciting to students.

Ocean Dive 2 (Consolidation Dive)

AIM:
1. Introduce student to greater depth,
2. Increase student's awareness of air consumption,
3. Make students more aware of buoyancy changes,
4. Self monitoring of air supply, and
5. Maintenance of good buddy contact.

SELECTION: Should be 6 - 9m (20 – 30ft) with minimum hazards.

Ocean Dive 3 (Optional – Consolidation Dive)

AIM: To consolidate the lessons of the first two ocean dives.
SELECTION: Should be 6 – 9m (20 – 30ft) with minimum hazards.

Ocean Dive 4 (Skills Assessment Dive)

AIM: To assess student skills in ocean.
SELECTION: Shall be no less than 5m (15ft) and should be more than 6m (20ft) with minimum hazards.
SKILLS TO BE ASSESSED:

1. Remove mask, breathe for a minimum of 30 seconds then replace mask,
2. Clear demand valve using two methods,
3. Demonstrate regulator recovery,
4. Remove and replace scuba unit at depth,
6. Demonstrate alternate air source breathing either by swimming 25m (30yds) horizontally or ascending from at least 6m (20ft),
7. Demonstrate neutral buoyancy on surface with BC deflated,
8. On surface remove and replace weight belt (where practical to do so),
9. On surface remove and replace scuba unit, and
10. Swim 200m (220yds) on snorkel while wearing scuba and demonstrate full submergence and snorkel clearing technique.

NOTE: All underwater skills must be done on a one to one basis where the student is slightly negatively buoyant and the instructor is face to face with the student in a position to secure the student should a mishap occur. Alternate air source ascent or swim may be done as a group. It is recommended that skills be performed in 3 - 6 metres (10 – 20ft) of depth.

Ocean Dive 5 (Certification Dive)

AIM: To introduce student to depth of standard ie. 15 - 18m (50 – 60ft), while emphasising the need for stricter buoyancy control and greater awareness of air consumption monitoring.
SELECTION: Should be 15 - 18m (50 – 60ft) with minimum hazards.

Ocean Dive 6 (optional but highly recommended)

AIM: To allow students to dive together in buddy pairs without direct supervision.
SELECTION: It is best to select a familiar dive site such as that used for Dive 2 or 3.

NOTE: An instructor must supervise students who have not reached certification standard.

Copyright © 2005 AUSI Pty Ltd ACN 062 887 969

Ocean Entries and Exits

During the ocean diving stage of the course, the instructor is to choose and teach the most appropriate entry and exit.

High Water Entry

1. Explain reason to learn eg useful for jetty diving
2. Check depth
3. Warn students about ears and lungs
4. Gear up on top of the jetty
5. Slightly inflate buoyancy compensator (BC)
6. Secure cylinder by either -
   a) Holding one of the shoulder straps tightly, OR
   b) Reaching behind with one arm and hold cylinder to back
7. Stand with toes on edge of the jetty
8. With the other hand use the heel to secure the regulator in the mouth and fingers to hold the mask firmly on face
9. Check to see if it is clear to enter
10. Keep body upright and stare straight ahead, DO NOT WATCH THE WATER
11. Lean forward slightly, lift weight off heels and STEP out. The other leg will follow, DO NOT JUMP
12. Bring both legs together and keep them straight
13. Point toes slightly, explain why
14. On surface change to snorkel and exchange "OK" signal with buddy
15. Buddy repeats 5-13

Surf Beach Entry/Exit

1. Explain reason to learn
2. Gear up completely on dry sand ie above highest wave level and check buddy
3. Observe the wave pattern
4. Select the "lull" of the set
5. Walk backwards towards water with regulator in and buoyancy compensator (BC) deflated, explain why, watching for any big waves
6. If a big wave comes in brace yourself
7. Continue entry until deep water is reached or past "breaker zone", then inflate BC
8. When past the "breaker zone" refit gear as necessary, check buddies gear, continue dive
9. Exiting is the reverse procedure, do not remove any gear until dry sand is reached

NOTE: If knocked over swim underwater along the bottom until past the "breaker zone", explain why.

Rock Platform Entry/Exit

1. Explain reason to learn
2. Gear up completely on dry rocks and check buddy
3. Observe wave pattern
4. Select the "lull" of the seat
5. Carefully rock hop to the water level and carefully lower into the water and quickly swim beyond the "breaker zone", then inflate BC
6. Refit gear as necessary, check buddy and continue dive
7. Exiting is the reverse procedure. Do not remove ANY gear until dry rocks are reached

Boat Backward Roll Entries

1. Explain reason to learn
2. Check depth
3. Fully gear up - carefully to maintain boat stability
4. Complete buddy check
5. Sit on the gunwale with the cylinder facing outwards, lean body forward
6. Partially inflate buoyancy compensator (BC)
7. Ensure all face hoses are in lap
8. Secure cylinder with one hand and secure regulator and mask with other
9. When clear, on the count of three both divers should gently roll backwards
10. Upon surfacing switch to snorkel and exchange "OK" signals with boat attendants
11. Swim to either bow or stern of boat exchange "OK" signals with buddy, check each other and continue dive
12. Buddy does 3 - 8, simultaneously

NOTE: Always descends via the anchor rope or shot line and swim into and up current, unless a strong tidal change is expected.

Copyright © 2005 AUSI Pty Ltd ACN 062 887 969

Boat Step Entry

1. Explain reason to learn
2. Check depth
3. Fully gear up - carefully maintain boat stability
4. Complete buddy check
5. Stand on platform with toes on edge
6. Partially inflate buoyancy compensator (BC)
7. Ensure hoses cannot get caught up
8. Secure cylinder with one hand and regulator and mask with the other
9. When clear step out while watching horizon (not water)
10. Upon surfacing switch to snorkel and exchange "OK" signal with buddy, check
11. Buddy repeats 2 - 9
12. Swim to either bow or stern of boat exchange "OK" signals with buddy, check each other and continue dive

Boat Exits

1. Surface and secure the mermaid catcher
2. Hand up weight belt by open end
3. Hand up cylinder
4. Exit from water
5. Remove mask, snorkel and fins when safely in boat

NOTE: Some boats may have ladders - weight belts should be handed in first.

Copyright © 2005 AUSI Pty Ltd ACN 062 887 969

ASSESSMENT

Theory

Theory assessment is conducted continuously though out the course via lesson reviews with a final test to assess knowledge at the conclusion of the course.

Lesson reviews are found at the conclusion of each lesson in the AUSI Course Notes and:

1. Students to complete lesson reviews for all theory lessons,
2. Instructors are to discuss each lesson review, and
3. The Lesson Review section of *AUSI Level II Scuba Diver Training Record* is to be signed by both student and instructor.

The *AUSI Level II Scuba Diver Theory Test* must be administered at the conclusion of the theory section of the course and:

1. Students must score 80% to pass,
2. Instructors must review incorrect answers with the student,
3. Both the student and instructor must sign the completed answer sheet,
4. The answer sheet must be kept with the other relevant AUSI Level II Scuba Diver Forms, and
5. Students who score less than 75% must be re-tested.

Practical

When a skill has been taught and practiced satisfactorily both the instructor and the student are to sign the relevant section of *AUSI Level II Scuba Diver Training Record.*

During practical training sessions the instructor must personally assess combined mask and demand clear, alternate air source breathing, deep water descents and ascents, and snorkelling techniques.

Ocean Diving

During the ocean diving phase of the course students are to be continually monitored, assessed and given feedback in the following areas:

1. Equipment handling,
2. Buoyancy control,
3. Air supply monitoring,
4. Buddy system,
5. Dive Planning
6. Entries and exits
7. Underwater navigation,
8. Correct boat diving techniques, and
9. Correct shore diving techniques.

The skills as listed in the Ocean Training Dives section of this manual must be individually assessed by an AUSI Level II Scuba Instructor or higher.

When a skill or a dive has been completed, both the instructor and the student are to sign relevant section of the *AUSI Level II Scuba Diver Training Record*.

Copyright © 2005 AUSI Pty Ltd ACN 062 887 969

CERTIFICATION

Before issuing certification the instructor must ensure that all aspects of the course and appropriate assessments are complete and finally determine if the diver is safe to dive to 18 metres (60ft) with another similarly qualified diver without the direct supervision of an Instructor.

If certification is not issued the instructor is to ensure appropriate follow through, which may include issuing the diver with an AUSI Level I Scuba Diver Certificate.

Before issuing the certification card ensure the following:

1. All theory and practical elements have been completed satisfactorily,
2. The *AUSI Level II Scuba Diver Training Record* is accurately completed by both student and instructor,
3. Student's dives are accurately logged in the student's logbook and counter signed by the instructor, and
4. Both student and instructor sign the Certificate of Completion.

When preparing the certification card and certificate:

1. Ensure all required details are accurately completed,
2. Ensure the Instructor signs the certificate and certification card,
3. Fill in the details of the other certification in the "previous highest certification" section of the student profile on the **AUSI Certification Sheet**, if a dual certification is issued,
4. Before printing, recheck all details,
5. Before laminating the certification card, affix passport photograph and sign card, and
6. Issue certificate and card to student.

Issue certificate and card to student and return the Student Profile section to AUSI Head Office by the 14th day of the next month.

DEBRIEF

Debrief all students ensuring that the following points are covered:

1. What the qualification means,
2. Remind diver of the need to dive regularly and to seek a check out dive with an instructor if they have not dived in the previous 12 months or lost confidence,
3. Travelling overseas with the qualification,
4. The need for Area Orientation,
5. Further education, and
6. Precautions:
    - Ears,
    - What to avoid with regard to Decompression Illness,
    - What to do about Decompression Illness, and
    - Local diver emergency services.

Where appropriate also include the following:

1. A course assessment sheet to analyse the student's impressions of their course,
2. Dive Club and Charter Boat information,
3. Dive Travel,
4. How to purchase or rent equipment, and
5. Any special package deals.

Note: Plastic AUSI Certification Cards are available via www.ausi.com.au

Copyright © 2005 AUSI Pty Ltd ACN 062 887 969

Copyright © 2005 AUSI Pty Ltd ACN 062 887 969

AUSI LEVEL II SCUBA DIVER

COURSE MATERIALS

AUSI MEDICAL HISTORY FORM

AUSI LEVEL II SCUBA DIVER PARTICIPATION AGREEMENT

AUSI LEVEL II SCUBA DIVER TRAINING RECORD

AUSI LEVEL II SCUBA DIVER THEORY TEST

AUSI LEVEL II SCUBA DIVER THEORY TEST - ANSWER SHEET

AUSI LEVEL II SCUBA DIVER THEORY TEST - ANSWER TEMPLATE

AUSI LEVEL II SCUBA SKILLS CUE CARD

AUSI LEVEL II SCUBA OCEAN DIVING CUE CARD

Please photocopy the forms for use as necessary from this section of your AUSI Instructor Manual.
OR
Registered instructors can download an AUSI Level II Scuba Instructor Pack from www.ausi.com.au.

Copyright © 2005 AUSI Pty Ltd ACN 062 887 969

..

Form 1 (0708) - AUSI MEDICAL HISTORY FORM

This form is used for the assessment of potential problems for persons wishing to partake in AUSI Snorkel or AUSI Scuba programs. In the interest of your safety it is important that you give true, full and complete answers to all questions. Your instructor may advise you to have a full diving medical before diving or may recommend that you do not dive at all.

IMPORTANT: Do you understand that incorrect or misleading information can lead to serious injury resulting in permanent damage or death? YES ☐ NO ☐

A. PERSONAL DETAILS

Name _____ Date of Birth ___/___/___

Address _____

Contact Email: _____ Mobile: _____ Phone: _____

Sex : Male ☐ Female ☐ Occupation _____

Where did you hear about this course? _____

B. GENERAL INFORMATION

	YES	NO	
1. Are you a non-swimmer?	☐	☐	
2. Have you ever had trouble in water?	☐	☐	Details _____
3. Have you scuba dived previously?	☐	☐	Details _____
4. Are you in good health?	☐	☐	Details _____
5. Are you on any medication?	☐	☐	Details _____
6. Operations within the last six months?	☐	☐	Details _____
7. Is there a family history of heart disease?	☐	☐	Details _____
8. Do you have any disease or disability	☐	☐	Details _____
9. Do you smoke?	☐	☐	

Pack Years (Should be < 10)

Cigarettes per day ☐ Multipliy by years of smoking ☐ Divide by 20 = ☐

	YES	NO
10. Have you consumed alcohol or any other drugs within the last 24 hours?	☐	☐
11. Will you be flying or going to altitudes above 300m within 24 hours after your last scuba dive?	☐	☐

Do you suffer from, or have you ever suffered any of the following?

12. Ear problems when flying or diving	☐	☐	16. Migraine or severe headache	☐	☐
13. Ruptured eardrum	☐	☐	17. Depression, claustrophobia or panic attacks	☐	☐
14. Chronic ear discharge or infection	☐	☐	18. Back problems	☐	☐
15. Sea sickness	☐	☐	19. Recompression for a diving related illness	☐	☐

C. MEDICAL HISTORY - Do you suffer from, or have you ever suffered any of the following?

	YES	NO		YES	NO
1. Ear surgery (other than drainage)	☐	☐	11. Pneumothorax (collapsed lung)	☐	☐
2. Persistent ringing noises or deafness	☐	☐	12. Persistent fainting or blackouts	☐	☐
3. Persistent loss of balance	☐	☐	13. Head injury requiring hospitalisation	☐	☐
4. Persistent allergies affecting nose/sinuses	☐	☐	14. Epilepsy or fits	☐	☐
5. Persistent cough or coughing blood	☐	☐	15. Any brain or spinal disorder	☐	☐
6. Recurrent chest/lung infections/problems	☐	☐	16. Diabetes	☐	☐
7. Abnormal chest pain	☐	☐	17. Heart disease	☐	☐
8. Chest surgery (heart or lung)	☐	☐	18. High blood pressure	☐	☐
9. Abnormal shortness of breath	☐	☐	19. Pulse irregularities	☐	☐
10. Asthma, wheezing or use of a puffer	☐	☐	20. Are you pregnant. or trying to be pregnant?	☐	☐

D. DECLARATION

I certify that the above information is true and complete to the best of my knowledge and I hereby authorize Dr _____ Phone # _____ to supply medical information relevant to this course regarding me to my instructor in my own personal interest.

Student's signature _____ Date ___/___/___

Instructor's signature _____ Instructor #: _____

Copyright © 2008 AUSI Pty Ltd ACN 062 887 969

..

AUSI Level II Scuba Diver Participation Agreement (1)

This is an important document that affects your legal rights and should be read carefully and the terms understood before signing.

THIS AGREEMENT IS BETWEEN

_____ ACN _____
(DIVE SCHOOL NAME)

of _____ in the State of _____
(Address)

AND its diving instructors, employees and agents (Hereinafter referred to as "the Dive School")

AND

_____
(NAME OF STUDENT)

of _____ in the State of _____
(Address)

(Hereinafter referred to as "the Student")

The Course

The Student wishes to participate in an Australian Underwater Scuba Instructors (AUSI) Level II Scuba Diving Course of instruction conducted by the Dive School which will take place on dates and times to be confirmed and comprise of four theory modules, three practical training sessions plus one optional practical training session and four ocean dives plus two optional ocean dives ("the Course").

The Dive School agrees to provide to the Student as part of the Course the following:

☐ Course Materials	☐ Certification	☐ Snorkelling Equipment
☐ Air Fills	☐ Boat Hire	☐ Wetsuit & Weight Belt
☐ Pool Entrance	☐ Accommodation	☐ Scuba Equipment

In consideration of the Dive School conducting the Course the Student has agreed to pay the Dive School the sum of $_____ to participate in the Course ("the Course fee"). The Student acknowledges the Course fee does not include the cost of additional theory lectures, practical training sessions and ocean dives which the Dive School may determine the student must undertake in order to complete the Course. The Student also agrees to pay for any lost or damaged equipment that has been issued to the Student by the Dive School for their use during the Course.

If the Dive School in its absolute discretion determines the student has successfully completed the Course and otherwise satisfied AUSI Standards and Procedures, the Student will be issued with an AUSI Level II Scuba Diver certification.

Statement Of Limitations

Upon successful completion of the course the Student will have been taught by the Dive School the general principles of scuba diving theory and practice and will have the experience of at least five supervised ocean dives to a maximum depth of 18 metres (60 ft). The Student acknowledges that the Course provides limited entry level theoretical and practical training and experiences sufficient to enable the Student to participate in recreational scuba dives to a maximum depth of 18 metres (60 ft) in open water that allows direct access to the surface during daylight hours and suitable for an inexperienced beginner only. The Student also acknowledges that without further training and experience they should only undertake dives appropriate to their level of training and experience. The Student further acknowledges that area orientation is required when diving in a different area and that a neutral buoyancy check is required any time that different equipment is used.

WARNING - RISKS OF SNORKELLING AND SCUBA DIVING

BY SIGNING THIS DOCUMENT YOU EXPRESSLY ASSUME ALL THE RISKS, HAZARDS AND DANGERS ASSOCIATED WITH SNORKELLING AND SCUBA DIVING.

The Dive School hereby provides the Student with notice to warn him/her of the inherent risks, hazards and dangers of recreational snorkelling and/or scuba diving:

☐ 1. The underwater environment is alien to human beings and as a consequence snorkel and scuba diving are risk inherent adventure activities which expose participants to the risk of serious injury or death.

☐ 2. Many of the physiological effects on the human body due to the underwater environment and the pressure changes experienced whilst scuba diving are not properly understood.

☐ 3. The long-term effects of scuba diving on the human body are generally either not known or not properly understood and there may be adverse health effects on the human body resulting from scuba diving which are presently unknown or not fully known.

☐ 4. No decompression table or diving computer is completely safe and despite observance of safe diving practices, including diving within the tables or in accordance with the dive computer calculations, there is an inherent risk of developing decompression illness.

☐ 5. Communication under water is limited to hand signals and, as a consequence of reduced visibility or separation, communication between the instructor and the Student may be difficult or not possible.

☐ 6. Snorkel and scuba diving can involve strenuous physical exertion under certain conditions which may include swimming underwater or on the surface against a current or tidal stream, in rough seas over long distances.

☐ 7. The taking of various medications or drugs may have adverse health effects resulting from pressure changes associated with scuba diving. These are or may be unknown and medical advice should be obtained from an appropriately qualified diving doctor.

The Student expressly acknowledges he/she understands that recreational snorkel and scuba diving involves risk, hazards and dangers which could result in serious injury or death. The Student nevertheless wishes to participate in the Course and willingly accepts and expressly assumes all such risks, hazards and dangers.

Copyright © 2005 AUSI Pty Ltd ACN 062 887 969

AUSI Level II Scuba Diver Participation Agreement (2)

Liability Release and Indemnity Agreement

The Student, in consideration of the Dive School agreeing to accept his/her participation in, and to instruct the Student during the Course, agree to release the Dive School from all loss, damage, claims, demands, suits, actions or proceedings of any kind directly or indirectly arising out of or resulting from an accident or happening, equipment failure, latent conditions, damage, death, injury or loss arising or occurring to or suffering by him/her during or after the Course or during of after any subsequent snorkel or scuba diving activity or related activity whether or not the same shall have been caused by, or contributed to in whole or in part to the negligence of or breach of contract by the Dive School.

The Student expressly acknowledges that he/she is in good health and is not aware of any medical or health reason why he/she should not participate in scuba or snorkel diving and he/she has fully and truthfully disclosed to the Dive School and any doctor examining him/her for the purpose of determining his/her fitness to dive:-

(i) any medical or health condition suffered by or affecting him/her of which he/she is aware;

(ii) all medications or drugs which he/she is taking or takes from time to time;

The Student expressly acknowledges that he/she has read and understood this agreement, and specifically the waiver of legal rights and notice warning of some of the risks inherent in the activities of snorkel and scuba diving, and agrees to be bound by them.

This agreement does not purport to or have the effect of excluding, restricting or modifying the application of any of the provisions of the *Fair Trading Act* or the *Trade Practices Act* or the exercise of a right conferred by any such provision or any liability for a breach of condition or warranty implied by such provision.

SIGNED for and on behalf of

)

[name of Dive School] ……) X

) ……

SIGNED SEALED AND DELIVERED by the said

)

[name of Student] ……..……..) X

) ……

in the presence of

Witness xx ……..

IF THE STUDENT IS UNDER THE AGE OF 18 YEARS THIS AGREEMENT IS TO BE READ CAREFULLY AND THEN SIGNED BY THE STUDENT'S PARENTS OR LEGAL GUARDIAN WHERE INDICATED BELOW:

In consideration of the Student being permitted to undertake the Course I, _____, being at least eighteen years of age and the parent or legal guardian of the Student, on behalf of myself and the Student, agree to be bound by the terms and conditions of this agreement. I hereby acknowledge that I have read and understood this agreement, in particular, the Statement of Limitations, Express Assumption of Risk Agreement and the Liability Release and Indemnity Agreement and hereby give my consent to the Student participating in the Course with full knowledge of the inherent risks involved.

I expressly acknowledge that the Student is in good health and that I am not aware of any medical or health reason why he/she should not participate in scuba or snorkel diving and that I have fully and truthfully disclosed to the Dive School and any doctor examining him/her for the purpose of determining his/her fitness to dive:-

(i) any medical or health condition suffered by or affecting him/her of which he/she is aware;

(ii) all medications or drugs which he/she is taking or takes from time to time;

SIGNED SEALED AND DELIVERED by the said

)

[name of Father/Mother/Legal Guardian] ……..……..) X

) ……

in the presence of

Witness xx ……..

Copyright © 2005 AUSI Pty Ltd ACN 062 887 969

AUSI Level II Scuba Diver Participation Agreement (2)

Liability Release and Indemnity Agreement

The Student, in consideration of the Dive School agreeing to accept his/her participation in, and to instruct the Student during the Course, agree to release the Dive School from all loss, damage, claims, demands, suits, actions or proceedings of any kind directly or indirectly arising out of or resulting from an accident or happening, equipment failure, latent conditions, damage, death, injury or loss arising or occurring to or suffering by him/her during or after the Course or during of after any subsequent snorkel or scuba diving activity or related activity whether or not the same shall have been caused by, or contributed to in whole or in part to the negligence of or breach of contract by the Dive School.

The Student expressly acknowledges that he/she is in good health and is not aware of any medical or health reason why he/she should not participate in scuba or snorkel diving and he/she has fully and truthfully disclosed to the Dive School and any doctor examining him/her for the purpose of determining his/her fitness to dive:-

(i) any medical or health condition suffered by or affecting him/her of which he/she is aware;

(ii) all medications or drugs which he/she is taking or takes from time to time;

The Student expressly acknowledges that he/she has read and understood this agreement, and specifically the waiver of legal rights and notice warning of some of the risks inherent in the activities of snorkel and scuba diving, and agrees to be bound by them.

This agreement does not purport to or have the effect of excluding, restricting or modifying the application of any of the provisions of the *Fair Trading Act* or the *Trade Practices Act* or the exercise of a right conferred by any such provision or any liability for a breach of condition or warranty implied by such provision.

SIGNED for and on behalf of

)

[name of Dive School] ……) X

) ……

SIGNED SEALED AND DELIVERED by the said

)

[name of Student] ……..……..) X

) ……

in the presence of

Witness xx ……..

IF THE STUDENT IS UNDER THE AGE OF 18 YEARS THIS AGREEMENT IS TO BE READ CAREFULLY AND THEN SIGNED BY THE STUDENT'S PARENTS OR LEGAL GUARDIAN WHERE INDICATED BELOW:

In consideration of the Student being permitted to undertake the Course I, _____, being at least eighteen years of age and the parent or legal guardian of the Student, on behalf of myself and the Student, agree to be bound by the terms and conditions of this agreement. I hereby acknowledge that I have read and understood this agreement, in particular, the Statement of Limitations, Express Assumption of Risk Agreement and the Liability Release and Indemnity Agreement and hereby give my consent to the Student participating in the Course with full knowledge of the inherent risks involved.

I expressly acknowledge that the Student is in good health and that I am not aware of any medical or health reason why he/she should not participate in scuba or snorkel diving and that I have fully and truthfully disclosed to the Dive School and any doctor examining him/her for the purpose of determining his/her fitness to dive:-

(i) any medical or health condition suffered by or affecting him/her of which he/she is aware;

(ii) all medications or drugs which he/she is taking or takes from time to time;

SIGNED SEALED AND DELIVERED by the said

)

[name of Father/Mother/Legal Guardian] ……..……..) X

) ……

in the presence of

Witness xx ……..

Copyright © 2005 AUSI Pty Ltd ACN 062 887 969

..

AUSI LEVEL II SCUBA DIVER TRAINING RECORD (1)

Student's Name: _____ **Course No.:** _____

PREREQUISITES: (as per AUSI Instructor Manual - Level II Scuba Diver Standards)

DATE Of BIRTH _____ **SWIM TEST Date completed** _____

DIVING MEDICAL

Date of Medical _____ **Doctor's Name** _____ **Doctor's Phone No.** _____

PREREQUISITES MEET	Student to sign	Instructor to sign	Instructor No.	Date

THEORY INSTRUCTION: (as per AUSI Level II Scuba Diver Course Notes)

Class	Date	Student	Instructor	No.	Review	Date	Student	Instructor	No.
LII/1					LII/1				
LII/2					LII/2				
LII/3					LII/3				
LII/4					LII/4				
LII/5									

SATISFACTORY COMPLETION OF THEORY COMPONENT	Student to sign	Instructor to sign	Instructor No.	Date

PRACTICAL INSTRUCTION: (as per AUSI Instructor Manual - Level II Scuba Diver Teaching Guidelines)

Session	Date	Instructor	No.	Session	Date	Instructor	No.
# 1				# 3			
# 2				# 4			

Practical Skills	Session #	Student
* 01 Neutral buoyancy		
* 02 Basic scuba breathing		
* 03 Regulator clearing		
* 04 Regulator and gauge recovery		
* 05 Regulator exchange		
* 06 Use of buoyancy compensator (BC)		
* 07 Mask clearing		
* 08 Out of air drill		
* 09 Mask - remove & replace		
* 10 Swim without mask		
* 11 Combined mask and regulator clear		
* 12 Out of air drill without mask		
13 Dive to depth		
* 14 Descents & ascents		
* 15 Fin pivot		
* 16 Mid water hover		
* 17 Buddy check		
18 Scuba assembly		
19 Scuba disassembly		
20 Step entry		
21 Seated entry		
22 Backward roll (small boat) entry		
23 Small boat exit		
24 Fins - remove & replace		
25 Weight belt - remove & replace at depth		
26 Weight belt - remove & replace on surface		
27 Scuba unit - remove & replace at depth		
28 Scuba unit - remove & replace on surface		
29 Cramp removal		
30 Tired diver tows		
31 Surface rescue		
32 Recovery of unconscious diver		
33 200m (220 yd) swim without aids		
34 10 minutes floating/treading water without aids		

Comments

NOTE: Skills marked with * must be completed before beginning ocean diving phase of training.

SATISFACTORY COMPLETION OF PRACTICAL SKILLS	Student to sign	Instructor to sign	Instructor No.	Date

Copyright © 2005 AUSI Pty Ltd (ACN 062 887 969)

AUSI LEVEL II SCUBA DIVER TRAINING RECORD (2)

Student's Name: _____ **Course No.:** _____

OCEAN DIVING: (as per AUSI Instructor Manual - Level II Scuba Diver Teaching Guidelines)

Dive	Date	Site	Depth	Bottom Time*	Vis	Current	Surface Conditions	Instructor's Signature if OK	No.
1									
2									
3									
4									
5									
6									

TOTAL BOTTOM TIME * _____

* Bottom Time is time spent underwater on scuba and must total a minimum of 120 minutes.

Ocean Skills (Min Depth 3 m (10 ft)	Dive #	Student	Instructor	No.
01 Correct entry & exit procedures				
02 Correct boat diving techniques				
03 Ability to monitor air supply				
04 Ability to navigate underwater				
05 Correct use of buoyancy compensator				
06 Correct buddy techniques				
07 Remove mask & breathe for 30 sec				
08 Clear regulator - 2 methods				
09 Demonstrate regulator recovery				
10 Remove and replace scuba unit at depth				
11 Out of air drill - 25m (30yd) swim or 5m (18ft) ascent				
12 Demonstrate neutral buoyancy on surface				
13 Remove & replace weight belt on surface				
14 Remove and replace scuba unit on surface				
15 Snorkel 200m (220yds) on surface wearing full scuba				

Comments

SATISFACTORY COMPLETION OF OCEAN DIVING SKILLS	Student to sign	Instructor to sign	Instructor No.	Date

CERTIFICATION REQUIREMENTS: (as per AUSI Instructor Manual - Level II Scuba Diver Standards)

- Satisfactory theory test ❑
- Completed theory component ❑
- Completed practical skills training ❑
- Logged a minimum of five (5) satisfactory ocean dives ❑
- Total ocean dive bottom time of at least 120 minutes ❑
- Logged two (2) ocean dives to at least 9m (30 ft) ❑
- Logged one (1) ocean dive to between 15-18m (50 – 60 ft) ❑
- Satisfactorily completed all ocean skills ❑

Comments

Age 12-14 years ❑ JUNIOR CERTIFICATION 15 years or over ❑ FULL CERTIFICATION Certification No. _____

AUSI LEVEL II SCUBA DIVER CERTIFICATE OF COMPLETION

I _____ on this day _____ hereby state that the above record of my AUSI Level II Scuba Diver training is correct and that I understand the general principles of scuba theory taught to me and feel proficient and confident of performing the practical skills taught to me and acknowledge I am trained to dive with another similarly qualified and experienced diver in daylight hours to a depth of eighteen (18) metres (60 ft) in open water that has direct vertical access to the surface without the direct supervision of an instructor and I further acknowledge that area orientation is required when diving in a different area and that a neutral buoyancy check is required whenever I am using different equipment and I also acknowledge that I am not trained for penetration diving.

Diver's Signature: _____ Instructor's Signature: _____ Number: _____

AUSI LEVEL II SCUBA DIVER
THEORY TEST (Metric – 0809)

DIRECTIONS

- Do not mark question sheet
- Write all answers on the answer sheet provided
- Write name, date and course number on answer sheet
- Answer all questions
- Keep written answers brief
- Choose the most correct answer for multiple choice questions
- Must score 80% to pass
- Use the QED Table for all tables related questions

MODULE 1: (out of 20)

A1 An AUSI Level II Scuba Diver can:
a) dive with another AUSI Level I Diver down to 9m
b) dive with another AUSI Level II Scuba Diver down to 18m
c) dive with another AUSI Level II Scuba Diver down to 30m
d) dive with another AUSI Level III Scuba Diver down to 30m

A2 What is the total pressure on a diver at 15m?
a) 1.5 ATA
b) 1.6 ATA
c) 2.5 ATA
d) 2.6 ATA

A3 The greatest volume change of a gas occurs in the depth range of:
a) 0–10m
b) 10–20m
c) 20–30m
d) 30–40m

A4 The volume of a gas filled balloon during ascent will:
a) stay the same
b) increase
c) decrease

A5 To avoid ear injuries on descent you should:
a) "Pop" your ears when pressure is felt
b) "Pop" your ears continuously
c) "Pop" your ears when pain is felt
d) use ear plugs

A6 To avoid lung pressure injuries when scuba diving:
a) always breathe normally
b) never hold your breath
c) ascend slowly
d) all of the above

A7 If you usually dive in the ocean, how much weight will you need for a fresh water dive?
a) the same
b) more
c) less

A8 If you are having problems equalising your ears on descent it is best to:
a) immediately ascend to the surface
b) descend until pain occurs then "pop" your ears
c) continue descending until pain goes away
d) stop, ascend a little and then try to "pop" your ears again

A9 What is the purpose of the Safety Regulator?
a) used for "out of air" or "low air" situation
b) used for regulator malfunction
c) used if diver vomits underwater
d) all of the above

A10 What should the minimum air pressure be in a diver's cylinder when they reach the surface?
a) 35 atm
b) 50 atm
c) 75 atm
d) 100 atm

MODULE 2: (out of 20)

B1 Pure oxygen is:
a) dangerous at depths greater than 6m
b) safe to use to 18m
c) dangerous at depths greater than 16m
d) used for safe diving deeper than 39m when air becomes dangerous

B2 More than how many deep breaths before a breath hold dive is considered to be dangerous hyperventilation?
a) 2
b) 3
c) 4
d) 5

B3 What is the most common symptom of excess CO_2?
a) headache
b) dizziness
c) nausea
d) tingling

B4 An oily taste or smell in scuba air may also indicate the presence of which substance?
a) Oxygen
b) Nitrogen
c) Carbon Dioxide
d) Carbon Monoxide

B5 At what depth is Nitrogen Narcosis:
a) detectable in everyone?
b) hazardous to everyone?

B6 Diving too deep and staying too long is most likely to cause:
a) Lung Rupture
b) Delayed Onset Bubble Trouble
c) Nitrogen Narcosis
d) Salt Water Fever

B7 When choosing a buddy the most important consideration is:
a) their equipment
b) their training
c) their age
d) their interests

B8 If out of air, after giving the appropriate signal, you would expect to:
a) breathe off your safety regulator
b) breathe off your buddy's main regulator
c) breathe off your buddy's safety regulator
d) dump all air from the BC half way up

B9 To ascend, a scuba diver should:
a) inflate BC
b) dump all air from the BC prior to ascent
c) dump all air from the BC half way up
d) continuously dump air from the BC during ascent

B10 Upon reaching the surface the first thing to do is:
a) switch to snorkel
b) signal OK to the boat
c) inflate BC
d) check time

MODULE 3 (out of 30)

C1 A repetitive dive is any subsequent dive within ____ hours of the previous dive.
a) 1
b) 12
c) 15
d) 24

C2 The minimum surface interval required between dives is:
a) 30 min
b) 60 min
c) 90 min
d) 120 min

C3 The recommended maximum ascent rate is no more than:
a) 5m/min
b) 10m/min
c) 15m/min
d) 20m/min

C4 The minimum surface interval required before flying is:
a) 12 hr
b) 16 hr
c) 24 hr
d) 48 hr

C5 What is the maximum bottom time for a single dive to 25m?

C6 What is the maximum bottom time for a dive to 17m, 2hr 30min after a dive to 27m for 15min?

C7 What are the maximum bottom times allowed for a third dive to 18m, 15m, 12m, 9m, and 6m after the following sequence?
DIVE 1 - 23m for 20min
SURFACE INTERVAL - 3hr 15min
DIVE 2 - 15m for 30min
SURFACE INTERVAL - 1hr 45min

C8 What safety stops are required for a dive to 19m for 30min?

C9 Place the following dive depths in their correct sequence for safe repetitive diving.
a) 20m
b) 25m
c) 15m

C10 Before conducting a fourth dive after the three dive sequence in question C7, it is necessary to have a surface interval of:
a) 6 hrs
b) 9 hrs
c) 12 hrs
d) 15 hrs

C11 An AUSI Level II Scuba Diver can dive unsupervised with a similarly qualified diver to:
a) 18m in daylight hours
b) 18m anytime
c) 30m
d) 40m

C12 Why is planning decompression dives dangerous?
a) increases the risk of Nitrogen Narcosis
b) not enough air in a normal cylinder
c) in an emergency the surface is not immediately available
d) all of the above

C13 Which of the following dive profiles is considered the safest?

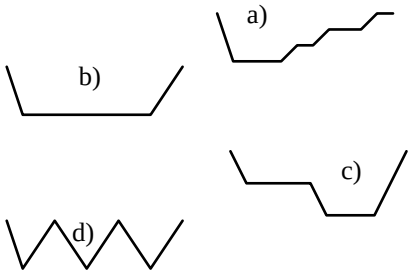

C14 Which of the above dive profiles is considered to be the most dangerous?

C15 The most important factor influencing air consumption is:
a) depth
b) water temperature
c) experience
d) breathing rate

C16 The International dive flag is:
a) white with blue swallow tails
b) red with a white diagonal
c) blue with white swallow tails
d) white with a red diagonal

C17 A tight fitting exposure suit coat can cause:
a) headache
b) nausea
c) panic
d) all of the above

C18 A weight belt should:
a) never be ditched because they are too expensive
b) have a quick release buckle
c) be adjusted so that the diver is negatively buoyant
d) have loose ends tucked in

C19 How often does a scuba cylinder have to be tested in Australia?
a) every 6 months
b) every 12 months
c) every 2 years
d) every 5 years

C20 The buoyancy compensator's main function is to:
a) maintain neutral buoyancy at depth
b) provide positive buoyancy on the surface
c) assist in an emergency
d) all of the above

MODULE 4 (out of 30)

D1 When treating an accident the first aider must give priority to:
a) giving alcohol
b) giving fluids by mouth
c) reassuring the victim
d) getting to a doctor quickly

D2 List two key elements to controlling severe bleeding.

D3 List two key elements to controlling envenomation.

D4 Which of the following indicates mild hypothermia?
a) sweating
b) shivering
c) spasmodic shivering
d) muscle rigidity

D5 If hypothermia is suspected, the best first aid while arranging for help is:
a) give alcohol
b) hot shower
c) cold shower
d) car heater

D6 What is the most accurate way of determining the rate of breaths when administering rescue breaths?
a) rise and fall of patients chest
b) patients age
c) number of operators
d) one breath every 5 seconds

D7 List two sources of oxygen in an emergency.

D8 The correct first aid for a conscious patient with suspected Bubble Trouble is:
a) lay on left side; feet up; 100% oxygen; call DES; rehydrate and treat for shock
b) lay flat; feet up; 100% oxygen; call DES; rehydrate and treat for shock
c) lay flat; 100% oxygen; call DES; rehydrate and treat for shock
d) recovery position; 100% oxygen; call DES; rehydrate and treat for shock

D9 What is the local phone number for DES?

D10 Ringing in the ears may indicate:
a) inner ear rupture
b) ear drum rupture
c) middle ear squeeze
d) reverse ear squeeze

D11 Upon reaching a shark attack or propeller victim you should:
a) control bleeding in water; get patient to shore; stop bleeding; treat for shock; and go directly to hospital
b) control bleeding in water; get patient to shore; stop bleeding; treat for shock; and send for the doctor
c) get patient to shore and go directly to hospital
d) get patient to shore; clean wound; bandage; treat for shock; and send for doctor

D12 The first aid for a suspected blue-ringed octopus bite is:
a) pressure immobilisation; rescue breaths if necessary
b) hot water; rescue breaths if necessary
c) ligature to limb; CPR if necessary
d) wash wound in vinegar, CPR if necessary

D13 Before removing tentacles, treating for shock and seeking medical aid, jellyfish stings are best treated by applying which of the following to the stung area?
a) vinegar
b) wet sand
c) methylated spirits
d) Condy's Crystals

D14 A diving medical needs to be reviewed by a diving doctor if you suffer:
a) a serious illness
b) from Bubble Trouble
c) a serious accident
d) all of the above

D15 Which of the following is important to your continued diving safety and enjoyment?
a) area orientation
b) further training
c) regular diving
d) all of the above

AUSI LEVEL II SCUBA DIVER

Theory Test - Answer Sheet (0809)

NAME: _____ DATE: _____ COURSE NO.: _____

MODULE 1:

	A	B	C	D	
A1					2
A2					2
A3					2
A4					2
A5					2
A6					2
A7					2
A8					2
A9					2
A10					2
	A	B	C	D	20

Total Module 1 ☐

MODULE 2:

	A	B	C	D	
B1					2
B2					2
B3					2
B4					2

B5 (a) _____
(b) _____

	A	B	C	D	
B6					2
B7					2
B8					2
B9					2
B10					2
	A	B	C	D	20

Total Module 2 ☐

If Level I, total/40 here: ☐

Level I minimum (32)

MODULE 3:

TABLES:

	A	B	C	D	
C1					2
C2					2
C3					2
C4					2

C5 _____ 2

C6 _____ 2

C7 18m _____
15m _____
12m _____
9 m _____
6 m _____ 2

C8 (i) _____ m _____ min
(ii) _____ m _____ min
2

C9 _____ 2

	A	B	C	D	
C10					2

OTHER:

	A	B	C	D	
C11					2
C12					2
C13					2
C14					2
C15					2
C16					2
C17					2
C18					2
C19					2
C20					2
	A	B	C	D	30

Total Module 3 ☐

MODULE 4:

	A	B	C	D	
D1					2

D2 (i) _____ 1
(ii) _____ 1

D3 (i) _____ 1
(ii) _____ 1

D4					2
D5					2
D6					2

D7 (i) _____ 1
(ii) _____ 1

D8					2

D9 _____ 1

	A	B	C	D	
D10					2
D11					2
D12					2
D13					2
D14					2
D15					2
	A	B	C	D	30

Total Module 4 ☐

☐☐☐☐☐

Totals: Minimum allowed (80)

STUDENT DECLARATION

I _____
hereby declare that I have discussed my incorrect answers with my instructor:
_____ # _____
and I now acknowledge my understanding in those areas.

Student's signature:_____

Intructor's signature:_____

Copyright © 2005 AUSI PTY LTD ACN 062 887 969

..

AUSI LEVEL II SCUBA DIVER

Theory Test - Answer Template (0809)

NAME: _____ DATE: _____ COURSE NO.: _____

MODULE 1:

	A	B	C	D	
A1		✓			2
A2			✓		2
A3	✓				2
A4		✓			2
A5		✓			2
A6				✓	2
A7			✓		2
A8				✓	2
A9				✓	2
A10		✓			2
	A	B	C	D	20

Total Module 1 ☐

MODULE 2:

	A	B	C	D	
B1	✓				2
B2		✓			2
B3	✓				2
B4				✓	2

B5 (a) 30 metres_____
(b) 40 metres_____

	A	B	C	D	
B6		✓			2
B7		✓			2
B8			✓		2
B9				✓	2
B10			✓		2
	A	B	C	D	20

Total Module 2 ☐

If Level I, total/40 here: ☐

Level I minimum (32)

MODULE 3:

TABLES:

	A	B	C	D	
C1			✓		2
C2		✓			2
C3			✓		2
C4			✓		2

C5 20 _____ 2

C6 26 _____ 2

C7 18m_____ nil _____
15m_____ nil _____
12m_____ 43 _____
9 m_____ 62 _____
6 m_____ 93 _____ 2

C8 (i) 6 ___ m 1 ___ min
(ii) 5 ___ m 3 ___ min
2

C9 25, 20, 15 _____ 2

	A	B	C	D	
C10				✓	2

OTHER:

	A	B	C	D	
C11	✓				2
C12			✓		2
C13	✓				2
C14				✓	2
C15	✓				2
C16	✓				2
C17				✓	2
C18		✓			2
C19		✓			2
C20				✓	2
	A	B	C	D	30

Total Module 3 ☐

MODULE 4:

	A	B	C	D	
D1			✓		2

D2 (i) Pressure _____ 1
(ii) Elevation _____ 1

D3 (i) Pressure _____ 1
(ii) Immobilisation _____ 1

	A	B	C	D	
D4			✓		2
D5				✓	2
D6	✓				2

D7 (i) Dentist, Aquarium, Surf club ___ 1
(ii) Hospital, Vet, Ambulance_____ 1

	A	B	C	D	
D8			✓		2

D9 1800 088 200 _____ 1

	A	B	C	D	
D10	✓				2
D11		✓			2
D12	✓				2
D13	✓				2
D14				✓	2
D15				✓	2
	A	B	C	D	30

Total Module 4 ☐

☐☐☐☐☐

Totals: Minimum allowed (80)

Copyright © 2005 AUSI PTY LTD ACN 062 887 969

..

AUSI LEVEL II SCUBA SKILLS (1)

PRACTICAL TRAINING SESSION 1

- Distribution of equipment
- Explain use of snorkelling equipment
- Scuba unit assembly
- Donning scuba unit
- Pool entry
- Neutral buoyancy check
- Descent & ascent procedures
- Basic Scuba Breathing
- Fin pivot - scuba feed
- Regulator clearing
- Regulator & gauge recovery
- Regulator exchange
- Fin Pivot - oral inflation
- Mask clearing, removal & replacement
- Combined mask & regulator clear
- Snorkel 100m (110yds) in full scuba gear
- Pool exit
- Removal & disassembly of scuba unit

PRACTICAL TRAINING SESSION 2

- Scuba assembly
- Donning scuba unit
- Buddy checks
- Step entry
- Revision - regulator & mask skills
- Swimming without mask
- Out of air drill
- Out of air drill without mask
- Fin removal and replacement
- Buoyancy control exercises
- Dive to 3+ metres
- Descents and ascents in 3+ metres (10'+)
- Snorkel 200m (220 yds) in full scuba gear
- Pool exit
- Removal of scuba unit
- Disassembly of scuba unit

Continuously remind students to "POP" ears, breathe normally & never hold breath.

Proper "instinctive" response results from correct repetition (>20 times!) of a skill.

Copyright © AUSI Pty Ltd October 2005

AUSI LEVEL II SCUBA SKILLS (2)

PRACTICAL TRAINING SESSION 3

- Scuba assembly
- Donning scuba unit
- Buddy checks
- Step entry
- Revision - swim without mask
- - mask clearing
- - out of air drill
- - descents and ascents
- Fin pivot
- Mid water hovers
- Snorkel 200m (220 yds) in full scuba gear
- Small boat exit
- Removal of scuba unit
- Disassembly of scuba unit
- ***Watermanship skills***
- 200m (220 yds) swim without aids
- 10 minutes floating (no aids)

PRACTICAL TRAINING SESSION 4

- Scuba assembly, donning & checks
- Backward roll (small boat) entry
- Deep water revision of skills for skills dive
- - regulator clear (both methods)
- - regulator recovery
- - mask off for 30 sec then replace & clear
- - scuba unit removal & replacement
- - out of air drill ascent (twice - swap roles)
- Revision - buoyancy control skills
- On surface - removal & replace scuba unit
- Weight belt remove & replace - surface
- Weight belt remove & replace - shallow
- Cramp removal
- Tired swimmer tows
- Surface rescue
- Recovery of unconscious diver
- Exit, remove & disassemble scuba unit

Continuously remind students to "POP" ears, breathe normally & never hold breath.

Proper "instinctive" response results from correct repetition (>20 times!) of a skill.

Copyright © AUSI Pty Ltd October 2005

To waterproof, photocopy, fold in half, trim and laminate

..

AUSI LEVEL II SCUBA OCEAN DIVING (1)

STUDENT OCEAN DIVING BRIEF

- Boat information (where appropriate)
- Purpose of dive
- Site description
- Hazards
- Discuss signals
- Entry
- Descent
- Dive plan - depth & bottom time
  - low air
  - swim direction
- Ascent and safety stops
- Exit
- Emergency procedures
  - lost buddy procedure
  - low air
  - out of air
- Warn about ear & lung pressure injuries

BUDDY CHECKS

- Cylinder all the way on and 1/2 turn back
- Valve o-ring is intact - not bulging
- No leaks
- Full cylinder: 180-225 atm (2700–3400 psi)
- Depth gauge reset and computer on
- Buoyancy compensator

- inflates oral & scuba feed
- deflates oral & dump valve
- doesn't leak
- straps done up comfortably

- Regulators

- diver to check main (watch gauge)
- buddy to check safety & attach

- Weight belt on, adjusted & clear
- Fins on and adjusted
- Mask defogged, seal clear & snorkel OK
- Signals check

EMPHASISE AIR MONITORING & BUDDY CONTACT ON EVERY DIVE

Copyright © AUSI Pty Ltd October 2005

AUSI LEVEL II SCUBA OCEAN DIVING (2)

DIVE 1 (Orientation Dive)

Site: 4-6m (15-20ft) with minimum hazards
Aims: - buoyancy
- see marine life

DIVE 2 (Consolidation Dive)

Site: 6-9m (20-30ft) with minimum hazards
Aims: - buoyancy with increased depth
- air monitoring & consumption
- buddy skills

DIVE 3 (Optional)

Site: 6-9m (20-30 ft) with minimum hazards
Aims: As for Dive 2

Post Dive Procedures

- Check health and well being of students
- Discuss exciting aspects of dive
- Discuss correction of techniques
- Accurately complete log book
- Accurately complete student record folder

DIVE 4 (Skills Dive)

Site: 4-6m (15-20 ft) with minimum hazards
Aim: To assess practical skills in ocean
Skills: - neutral buoyancy (on surface)
at 3m - regulator clear (both methods)
at 3m - regulator recovery
at 3m - mask off for 30 sec then clear
at 3m - scuba unit remove & replace
at 3m - out of air ascent or 25m swim
on surface - remove & replace weightbelt
on surface - remove & replace scuba unit
on surface - snorkel 200m (220 yds) in full scuba

DIVE 5 (Certification Dive)

Site: 15-18m (50-60 ft) with minimum hazards
Aim: To introduce student to limit of standard

DIVE 6 (Optional)

Site: Familiar site from a previous dive
Aim: To allow students to have first unsupervised dive in controlled circumstances

Copyright © AUSI Pty Ltd October 2005

To waterproof, photocopy, fold in half, trim and laminate

..

Section 5B: AUSI Scuba Teaching Guidelines

LEVEL III SCUBA DIVER – October 2005

COURSE PLANNING 1

CLASSROOM PRESENTATIONS 3

PRACTICAL SKILLS TRAINING 4

OCEAN TRAINING DIVES 6

ASSESSMENT 8

CERTIFICATION 9

DEBRIEF 9

COURSE MATERIALS 11

- **AUSI MEDICAL HISTORY FORM**
- **AUSI LEVEL III SCUBA DIVER PARTICIPATION AGREEMENT**
- **AUSI LEVEL III SCUBA DIVER TRAINING RECORD**
- **AUSI LEVEL III SCUBA DIVER THEORY TEST**
- **AUSI LEVEL III SCUBA DIVER THEORY TEST - ANSWER SHEET**
- **AUSI LEVEL III SCUBA DIVER THEORY TEST - ANSWER TEMPLATE**
- **AUSI LEVEL III SCUBA INSTRUCTOR CUE CARD**

Copyright © 2005 AUSI Pty Ltd ACN 062 887 969

Copyright © 2005 AUSI Pty Ltd ACN 062 887 969

COURSE PLANNING

The AUSI Level III Scuba Diver (Advanced Scuba Diver) course is designed to train divers in navigation skills and to dive in open water to 30 metres (100ft) during daylight hours and to18 metres (60ft) at night with direct vertical access to the surface and without the direct supervision of an AUSI Scuba Instructor.
The course has three components:
1. Theory - four presentations, lesson reviews, and test,
2. Practical Skills - one session, and
3. Ocean Dives - four ocean dives plus an optional area specialty.

Instructor

The course can only be conducted by an AUSI Level III Scuba Instructor or higher.

Ratios

Instructors must never exceed the maximum instructor to student ratios as described below:

1.	Theory		12:1,
2.	Pool		12:1,
3.	Ocean	<18m	8:1 or 12:1 with the assistance of a lower level scuba instructor, and
		>18m	6:1 or 8:1 with the assistance of a lower level scuba instructor.

NOTE: Ratios are for ideal conditions and may need to be reduced due to water conditions or student requirements.

Prerequisites

Prerequisites for the AUSI Level III Scuba Diver course are:

1. Be at least 15 years of age,
2. Be medically fit to scuba dive, use the *AUSI Medical History Form* or approved equivalent,
3. Be a certified AUSI Level II Scuba Diver or approved equivalent, and
4. Have completed at least eight ocean dives of which two shall be to a depth of at least 15 metres (50ft).

Before conducting the course ensure that students meet all the prerequisites and sign the *AUSI Level III Scuba Diver Participation Agreement.*

Materials

During the course it is compulsory for the instructor to use the following:

1. **AUSI Advanced Scuba Diving Manual** or relevant AUSI course Notes,
2. *AUSI Medical History Form or approved equivalent,*
3. *AUSI Level III Scuba Diver Participation Agreement,*
4. *AUSI Level III Scuba Diver Training Record,*
5. *AUSI Level III Scuba Diver Theory Test and*
6. **AUSI Certification Sheet.**

Items 1 & 6: Can be purchased from AUSI Head Office.

In lieu of Item 1: AUSI Level III Scuba Course Notes and lesson reviews (AUSI Scuba Learning Modules 5, 6, 7 & 8) can be downloaded from www.ausi.com.au

Items 2, 3, 4 & 5: Can be photocopied from the Course Materials section of the AUSI Instructor Manual or registered instructors can download an AUSI Level III Scuba Instructor Pack from www.ausi.com.au.

Copyright © 2005 AUSI Pty Ltd ACN 062 887 969

Equipment

Each instructor and student shall use the equipment required by Australian Standard AS 4005.1-2000 during all practical training and ocean diving throughout the course. This is listed below:

1. Mask, snorkel and fins,
2. Approved air cylinder and valve (Australian Standard AS 2030.1),
3. Buoyancy control device with scuba feed inflator designed to maintain the head above water surface when inflated (separate back pack, if appropriate),
4. Regulator (instructor's must use a balanced first stage),
5. Alternate air source,
6. Depth and cylinder pressure gauges and timing device, and
7. Adequate exposure protection with appropriate quick release weight system.

Instructors must have all of the above plus a knife and compass and it is highly recommended to have a redundant air supply on the dives greater than 18 metres (60ft).

Timetable

Below is a suggested course timetable:

First Evening	19:00	Introduction
	19:30	**Theory 1 – Special Interest Diving**
	21:00	Practical Training Session
Day 1	8:00	**Theory 2 – Underwater Navigation**
	10:00	Ocean Dive 1 - Navigation & Search Techniques
	12:00	Lunch
	13:00	Ocean Dive 2 – Area Specialty
	15:00	**Theory 3 - Night Diving**
	19:00	Ocean Dive 3 - Night Dive
Day 2	8:00	**Theory 4 – Deep Diving**
	10:00	Ocean Dive 4 - Deep 1: 27 - 30m (90 – 100ft)
	12:00	Lunch
	13:00	Ocean Dive 5 - Deep 2: 24 - 30m (80 – 100ft) - Skills Dive
	15:00	Theory Test and Review
	17:00	Debrief

NOTES:

1. Try to maximise surface interval between Dives 2 & 3 and Dives 3 & 4.
2. Keep the night dive and the navigation dive to a minimum depth and avoid multiple ascents.
3. This course can be conducted in conjunction with an AUSI Level IV Scuba Diver course but instructors must ensure that the prerequisites for each course are met, ie Level III deep dives must be conducted before Level IV dives.

Copyright © 2005 AUSI Pty Ltd ACN 062 887 969

CLASSROOM PRESENTATIONS

Introduction

The following materials are required for the Introductory Session:

1. **AUSI Advanced Scuba Diving Manual** or relevant AUSI Course Notes,
2. *AUSI Medical History Form or approved equivalent,*
3. *AUSI Level III Scuba Diver Participation Agreement, and*
4. *AUSI Level III Scuba Diver Training Record.*

During the introductory session, which must be done before any practical sessions are conducted, the instructor is required to do the following:

1. Have student complete the *AUSI Medical History Form* or approved equivalent,
2. Have student complete and sign the relevant sections of the *AUSI Level III Scuba Diver Participation Agreement,*
3. Sight evidence that the student meets all the prerequisites for the course,
4. Have students fill-in and sign the prerequisites section of the *AUSI Level III Scuba Diver Training Record,*
5. Counter sign the prerequisites section of the *AUSI Level III Scuba Diver Training Record,*
6. Explain the AUSI Pathway and where the current course fits in,
7. Explain the structure of the AUSI Level III Scuba Diver Course,
8. Discuss the timetable for the course, and
9. Explain the requirements for certification.

The recommended text books for those students who wishing to do further reading are:

1. **Recreational Scuba Diving** - Sinclair & Kenley; and
2. **The Essentials of Deeper Sport Diving** - J. Lippmann.

These texts are available from AUSI Head Office.

Theory Modules

The AUSI Level III Scuba Diver course consists of four theory presentations and lesson reviews, which should be conducted in accordance with the Classroom Presentation section of the **AUSI Scuba Instructor Course Notes**, and a theory test.

The topics covered are detailed below:

Special Interest Diving	(*AUSI Scuba Learning Module 5*)
Underwater Navigation	(*AUSI Scuba Learning Module 6*)
Night Diving	(*AUSI Scuba Learning Module 7*)
Deep Diving	(*AUSI Scuba Learning Module 8*).

The **AUSI Advanced Scuba Diving Manual** or relevant AUSI Course Notes must be made available to the students during the theory sessions. After the theory sessions have been attended the students must complete the lesson review for each session. These notes are also available in A4 for the production of overhead transparencies. Consult AUSI Head Office.

The *AUSI Level III Diver Training Record* is to be updated at the end of every theory session.

Copyright © 2005 AUSI Pty Ltd ACN 062 887 969

PRACTICAL SKILLS TRAINING

All practical skills training must be conducted in accordance with the Practical Skills Training section of the **AUSI Instructor Course Notes**.

The Practical Skills Session

The AUSI Level III Scuba Diver course requires one practical skills session, which shall be conducted in a pool or confined water. The session is described in detail below. The skills are numbered using the following system:

<LEVEL>.P.<SESSION #>.<SKILL #>

where:

<LEVEL> is the AUSI Scuba Diver Course Level;
P represents that it is a practical skill;
<SESSION #> is the practical skills session number; and
<SKILL #> is a sequential number starting with the first skill of the session

eg III.P.1.4 is skill four of the first practical skills session in the AUSI Level III Scuba Diver course.

The aim of the session is to review the skill level of the student and ensure adequate competency for participation in the course.

The review session consists of:

1. Review of regulator skills,
2. Review of mask skills,
3. Review of out of air procedures,
4. Review of buoyancy control, and
5. Review of rescue techniques.

The **AUSI Level III Scuba Instructor Cue Card** contains a summary of the skills to be performed.

The *AUSI Level III Scuba Diver Training Record* is to be updated at the end of the practical session.

NOTES: 1. Instructors must never exceed the maximum instructor to student ratios as described on page 1 and should reduce ratios where conditions or student ability dictates to do so.
2. Equipment used by instructors and students must comply with that outlined on page 2 of these teaching guidelines.

Copyright © 2005 AUSI Pty Ltd ACN 062 887 969

PRACTICAL SKILLS SESSION

III.P.1.1 Equipment Assembly

1. Watch how students assemble and handle their equipment, this can be a good indication of nervousness and experience

III.P.1.2 Buddy Checks

1. Have students perform thorough buddy checks in preparation for ocean diving phase

III.P.1.2 Step Entry

1. Have students perform a step entry where depth permits to ensure they are competent at this skill

III.P.1.4 Neutral Buoyancy Check

1. Have students demonstrate neutral buoyancy on the surface without any air in their buoyancy compensator

III.P.1.5 Regulator Skills

Have students demonstrate:

1. Regulator clearing - both methods
2. Regulator recovery
3. Regulator exchange

III.P.1.6 Mask Skills

Have students demonstrate:

1. Partial mask clear
2. Full mask clear
3. Mask removal and replacement
4. Combined regulator and mask removal and replacement
5. Swim without a mask

III.P.1.7 Buoyancy Control Exercises

Have students demonstrate:

1. Fin pivot
2. Mid-water hover

III.P.1.8 Descent & Ascent on A Line

1. Have students demonstrate a descent and ascent on a line in preparation for ocean diving phase

III.P.1.9 Snorkelling in Full Scuba Gear

1. Have students snorkel 200m (220yds) in full scuba gear to ensure that their skill is appropriate this level

III.P.1.10 Out of Air Drill

1. Have students demonstrate and practice the out of air drill
2. Have students demonstrate the out of air drill without a mask
3. Test students with out of air signal without warning

III.P.1.11 Exit & Equipment Disassembly

1. Watch how students exit and disassemble their

NOTE: For the details of each of these skills see the AUSI Level II Scuba Diver Practical Skills Training Sessions.

Copyright © 2005 AUSI Pty Ltd ACN 062 887 969

OCEAN TRAINING DIVES

All ocean diving must be conducted in accordance to the Ocean Training Dives section of the **AUSI Instructor Course Notes**.

The ocean diving section of the AUSI Level III Scuba Diver course consists of four compulsory, no-decompression ocean dives. A fifth dive, an area specialty dive, other than another deep dive, is optional. No dive is to exceed 30 metres (100ft) during daylight hours or 18 metres (60ft) at night. Direct vertical access to the surface must be maintained at all times.

On all dives over 18 metres (60ft) a decompression line, or bar, with a spare air supply available at the depth of the deepest safety stop should be used. The instructor must also be alert to the effects of Nitrogen Narcosis and increased air consumption.

All dives are to be logged by the student in their logbook.

The *AUSI Level III Scuba Diver Training Record* is to be completed after each dive.

The **AUSI Level III Scuba Instructor Cue Card** contains a summary of the dives and skills to be performed.

NOTES:

1. Instructors must never exceed the maximum instructor to student ratios described on page 1 of these Teaching Guidelines should reduce these where conditions, student ability or Education Department standards dictate the necessity.
2. The student's safety can be increased and the workload of the instructor decreased by the use of a certified assistant throughout the course.
3. Equipment used by instructors and students must comply with that outlined on page 2 of these teaching guidelines.

The ocean dives to be completed are described below:

Navigation Dive

AIMS:

1. To demonstrate the use of a compass underwater by:
   a) Swimming a straight line of 50m (55yds) out and back with no more than 5m (6yds) error, and
   b) Swimming a triangle of 30m (33yds) sides with no more than 5m error.
2. To conduct a simple search to locate an object no larger than a house brick placed within an area of approximately $225m^2$ (15m x 15m) or $256yds^2$ (16yds x 16yds).
3. To swim a straight line of 25m (30yds) out and back using natural features to navigate with no more than 5m (6yds) error.

SITE SELECTION:

Choose a shallow 4 – 6m (15 – 20ft) dive site with minimum hazards.

WARNING: Be wary of multiple ascents during this exercise!!

NOTES: 1. Students are to be with a buddy at all times.
2. Distances can be reduced where conditions are less than ideal ie poor visibility, strong currents.

Copyright © 2005 AUSI Pty Ltd ACN 062 887 969

Night Dive

AIM:
To introduce scuba divers to safe night diving techniques.

SITE SELECTION:
The site should be a familiar site, 4 – 18m (15 – 60ft), with minimal hazards.

Deep Dive 1

AIM:
To introduce scuba divers to depths beyond AUSI Level II training ie 18m (60ft), and expose the diver to the limit of the AUSI Level III Scuba Diver standard ie 30m (100ft).

DEPTH OF DIVE: 27 - 30m (90 – 100ft).

SITE SELECTION:
Preferably a site where a non-rectangular profile is possible ie a wall, with a depth range of 18 – 30m (60 – 100ft) with a minimum of hazards.

Deep Dive 2

AIM:
To test the divers aptitude at this depth.

SITE SELECTION:
The site should offer 24 - 30m (80 – 100ft) with minimum of hazards and preferably a clear area of sand where skills can be performed.

SKILLS TO BE ASSESSED:
1. Regulator removal and replacement
2. Flood and clear mask
3. Answer simple question on a slate
4. Perform air exchange at depth
5. Demonstrate buoyancy control at safety stops.

NOTE: All skills must be done on a one to one basis where the student is slightly negatively buoyant and the instructor is face to face with the student in a position to secure the student should a mishap occur. If unsure of student's ability a mask clear should be done at between 3 and 6 metres (10 & 20 ft) on the descent.

Area Specialty Dive (optional)

AIM:
To introduce the diver to another aspect of scuba diving, other than deep or night diving.

SITE SELECTION:
Choose a site 10 – 18m (30 – 60ft) with minimum hazards that highlights a local area specialty, ie drift dive, kelp dive, fresh water dive etc.

Copyright © 2005 AUSI Pty Ltd ACN 062 887 969

ASSESSMENT

Theory

Theory assessment is conducted continuously though out the course via lesson reviews with a final test to assess knowledge at the conclusion of the course.

Lesson reviews are found at the conclusion of each lesson in the AUSI Course Notes and:

1. Students are to complete the lesson reviews for all theory lessons,
2. Instructors are to discuss each lesson review, and
3. The Lesson Review section of *AUSI Level III Diver Training Record* is to be signed by both student and instructor.

The *AUSI Level III Scuba Diver Theory Test* must be administered at the conclusion of the theory section of the course and:

1. Students must score 80% to pass,
2. Instructors must review incorrect answers with the student,
3. Both the student and instructor must sign the completed answer sheet,
4. The answer sheet must be kept with the *AUSI Level III Diver Training Record*, and
5. Students who score less than 75% must be re-tested.

Practical

When a skill has been taught and practiced satisfactorily both the instructor and the student are to sign the relevant section of *AUSI Level III Scuba Diver Training Record.*

During practical training sessions the instructor must personally assess combined mask and demand replacement and clear, out of air procedure, deep water descents and ascents and snorkelling techniques.

Ocean Diving

1. Students are to be continually assessed and show competence in the following areas:
   Equipment handling,
   Buoyancy control,
   Air supply monitoring,
   Buddy system,
   Dive planning,
   Entries and exits,
   Underwater navigation
   Correct boat diving techniques, and
   Correct shore diving techniques where applicable.
2. Students must be individually assessed on the skills as listed in the previous section of this manual (Ocean Dive 4 - Deep 2) by an AUSI Level III Scuba Instructor or higher.
3. Both instructor and student are to sign relevant section of the *AUSI Level III Scuba Diver Training Record* when the skill or dive has been completed.

Copyright © 2005 AUSI Pty Ltd ACN 062 887 969

CERTIFICATION

Before issuing certification the instructor must ensure that:

1. The diver is safe to dive to 30 metres (100ft) in daylight hours and 18 metres (60ft) at night with another diver of identical skill and knowledge,
2. All aspects of the course and appropriate assessments are complete,
3. Both student and instructor have signed the Certificate of Completion,
4. The relevant student records are accurately completed by both student and instructor, and
5. Student's dives are accurately logged in the student's logbook and counter signed by the instructor.

When preparing the certification card and certificate:

1. Ensure all required details are accurately completed,
2. Ensure the Instructor signs the certificate and certification card,
3. Fill in the details of the other certification in the "previous highest certification" section of the student profile on the **AUSI Certification Sheet**, if a dual certification is issued,
4. Before printing, recheck all details,
5. Before laminating the certification card, affix passport photograph and sign card, and
6. Issue certificate and card to student.

The Student Profile section must be returned to AUSI Head Office by the 14th day of the next month.

If certification is not issued the instructor is to ensure appropriate follow through.

Note: Plastic AUSI Certification Cards are available via www.ausi.com.au

DEBRIEF

Debrief all students ensuring the following points are covered:

1. What the qualification means,
2. Remind diver of the need to dive regularly and to seek a check out dive with an instructor if they have not dived in the previous 12 months or lost confidence,
3. Travelling overseas with the qualification,
4. The need for Area Orientation,
5. Further education, and
6. Precautions:
   a) Ears,
   b) What to avoid with regard to Decompression Illness
   c) What to do about Decompression Illness, and
   d) Local diver emergency services.

Where appropriate also include the following:

1. A course assessment sheet to analyse the students impressions of the course,
2. Dive Club and Charter Boat information,
3. Dive Travel,
4. How to purchase equipment, and
5. Special package deals.

Note: Plastic AUSI Certification Cards are available via www.ausi.com.au

Copyright © 2005 AUSI Pty Ltd ACN 062 887 969

Copyright © 2005 AUSI Pty Ltd ACN 062 887 969

AUSI LEVEL III SCUBA DIVER

COURSE MATERIALS

AUSI MEDICAL HISTORY FORM

AUSI LEVEL III SCUBA DIVER PARTICIPATION AGREEMENT

AUSI LEVEL III SCUBA DIVER TRAINING RECORD

AUSI LEVEL III SCUBA DIVER THEORY TEST

AUSI LEVEL III SCUBA DIVER THEORY TEST - ANSWER SHEET

AUSI LEVEL III SCUBA DIVER THEORY TEST - ANSWER TEMPLATE

AUSI LEVEL III SCUBA INSTRUCTOR CUE CARD

Please photocopy the forms for use as necessary from this section of your AUSI Instructor Manual.
OR
Registered instructors can download an AUSI Level III Scuba Instructor Pack from www.ausi.com.au.

Copyright © 2005 AUSI Pty Ltd ACN 062 887 969

Copyright © 2005 AUSI Pty Ltd ACN 062 887 969

Form 1 (0708) - AUSI MEDICAL HISTORY FORM

This form is used for the assessment of potential problems for persons wishing to partake in AUSI Snorkel or AUSI Scuba programs. In the interest of your safety it is important that you give true, full and complete answers to all questions. Your instructor may advise you to have a full diving medical before diving or may recommend that you do not dive at all.

IMPORTANT: Do you understand that incorrect or misleading information can lead to serious injury resulting in permanent damage or death? YES ☐ NO ☐

A. PERSONAL DETAILS

Name _____ Date of Birth ___/___/___

Address _____

Contact Email: _____ Mobile: _____ Phone: _____

Sex : Male ☐ Female ☐ Occupation _____

Where did you hear about this course? _____

B. GENERAL INFORMATION

	YES	NO	
1. Are you a non-swimmer?	☐	☐	
2. Have you ever had trouble in water?	☐	☐	Details _____
3. Have you scuba dived previously?	☐	☐	Details _____
4. Are you in good health?	☐	☐	Details _____
5. Are you on any medication?	☐	☐	Details _____
6. Operations within the last six months?	☐	☐	Details _____
7. Is there a family history of heart disease?	☐	☐	Details _____
8. Do you have any disease or disability	☐	☐	Details _____
9. Do you smoke?	☐	☐	

Pack Years (Should be < 10)

Cigarettes per day ☐ Multipliy by years of smoking ☐ Divide by 20 = ☐

	YES	NO
10. Have you consumed alcohol or any other drugs within the last 24 hours?	☐	☐
11. Will you be flying or going to altitudes above 300m within 24 hours after your last scuba dive?	☐	☐

Do you suffer from, or have you ever suffered any of the following?

12. Ear problems when flying or diving	☐	☐	16. Migraine or severe headache	☐	☐
13. Ruptured eardrum	☐	☐	17. Depression, claustrophobia or panic attacks	☐	☐
14. Chronic ear discharge or infection	☐	☐	18. Back problems	☐	☐
15. Sea sickness	☐	☐	19. Recompression for a diving related illness	☐	☐

C. MEDICAL HISTORY - Do you suffer from, or have you ever suffered any of the following?

	YES	NO		YES	NO
1. Ear surgery (other than drainage)	☐	☐	11. Pneumothorax (collapsed lung)	☐	☐
2. Persistent ringing noises or deafness	☐	☐	12. Persistent fainting or blackouts	☐	☐
3. Persistent loss of balance	☐	☐	13. Head injury requiring hospitalisation	☐	☐
4. Persistent allergies affecting nose/sinuses	☐	☐	14. Epilepsy or fits	☐	☐
5. Persistent cough or coughing blood	☐	☐	15. Any brain or spinal disorder	☐	☐
6. Recurrent chest/lung infections/problems	☐	☐	16. Diabetes	☐	☐
7. Abnormal chest pain	☐	☐	17. Heart disease	☐	☐
8. Chest surgery (heart or lung)	☐	☐	18. High blood pressure	☐	☐
9. Abnormal shortness of breath	☐	☐	19. Pulse irregularities	☐	☐
10. Asthma, wheezing or use of a puffer	☐	☐	20. Are you pregnant. or trying to be pregnant?	☐	☐

D. DECLARATION

I certify that the above information is true and complete to the best of my knowledge and I hereby authorize Dr _____ Phone # _____ to supply medical information relevant to this course regarding me to my instructor in my own personal interest.

Student's signature _____ Date ___/___/___

Instructor's signature _____ Instructor #: _____

Copyright © 2008 AUSI Pty Ltd ACN 062 887 969

..

AUSI Level III Scuba Diver Participation Agreement (1)

This is an important document that affects your legal rights and should be read carefully and the terms understood before signing.

THIS AGREEMENT IS BETWEEN

_____ ACN _____
(DIVE SCHOOL NAME)

of _____ in the State of _____
(Address)

AND its diving instructors, employees and agents (Hereinafter referred to as "the Dive School")

AND

_____
(NAME OF STUDENT)

of _____ in the State of _____
(Address)

(Hereinafter referred to as "the Student")

The Course

The Student wishes to participate in an Australian Underwater Scuba Instructors (AUSI) Level III Scuba Diving Course of instruction conducted by the Dive School which will take place on dates and times to be confirmed and comprise of four theory modules, one practical training session and four) ocean dives plus one optional area specialty ocean dive ("the Course").

The Dive School agrees to provide to the Student as part of the Course the following:

☐ Course Materials	☐ Certification	☐ Snorkelling Equipment
☐ Air Fills	☐ Boat Hire	☐ Wetsuit & Weight Belt
☐ Pool Entrance	☐ Accommodation	☐ Scuba Equipment

In consideration of the Dive School conducting the Course the Student has agreed to pay the Dive School the sum of $_____ to participate in the Course ("the Course fee"). The Student acknowledges the Course fee does not include the cost of additional theory lectures, practical training sessions and ocean dives which the Dive School may determine the student must undertake in order to complete the Course. The Student also agrees to pay for any lost or damaged equipment that has been issued to the Student by the Dive School for their use during the Course.

If the Dive School in its absolute discretion determines the student has successfully completed the Course and otherwise satisfied AUSI Standards and Procedures, the Student will be issued with an AUSI Level III Scuba Diver certification.

Statement of Limitations

Upon successful completion of the course the Student will have been taught by the Dive School the general principles of scuba diving theory and practice and will have the experience of at least two supervised ocean dives to a maximum depth of 30 metres (100 ft). The Student acknowledges that the Course provides limited theoretical and practical training and experiences sufficient to enable the Student to participate in recreational scuba dives in open water to a maximum depth of 30 metres (100 ft) during daylight hours and 18 metres (60 ft) at night with direct vertical access to the surface. The Student also acknowledges that without further training and experience they should only undertake dives appropriate to their level of training and experience. The Student further acknowledges that area orientation is required and that a neutral buoyancy check is required any time that different equipment is used and they are not trained for penetration diving.

WARNING - RISKS OF SNORKELLING AND SCUBA DIVING

BY SIGNING THIS DOCUMENT YOU EXPRESSLY ASSUME ALL THE RISKS, HAZARDS AND DANGERS ASSOCIATED WITH SNORKELLING AND SCUBA DIVING.

The Dive School hereby provides the Student with notice to warn him/her of the inherent risks, hazards and dangers of recreational snorkelling and/or scuba diving:

☐ 1. The underwater environment is alien to human beings and as a consequence snorkel and scuba diving are risk inherent adventure activities which expose participants to the risk of serious injury or death.

☐ 2. Many of the physiological effects on the human body due to the underwater environment and the pressure changes experienced whilst scuba diving are not properly understood.

☐ 3. The long-term effects of scuba diving on the human body are generally either not known or not properly understood and there may be adverse health effects on the human body resulting from scuba diving which are presently unknown or not fully known.

☐ 4. No decompression table or diving computer is completely safe and despite observance of safe diving practices, including diving within the tables or in accordance with the dive computer calculations, there is an inherent risk of developing decompression illness.

☐ 5. Communication under water is limited to hand signals and, as a consequence of reduced visibility or separation, communication between the instructor and the Student may be difficult or not possible.

☐ 6. Snorkel and scuba diving can involve strenuous physical exertion under certain conditions which may include swimming underwater or on the surface against a current or tidal stream, in rough seas over long distances.

☐ 7. The taking of various medications or drugs may have adverse health effects resulting from pressure changes associated with scuba diving. These are or may be unknown and medical advice should be obtained from an appropriately qualified diving doctor.

The Student expressly acknowledges he/she understands that recreational snorkel and scuba diving involves risk, hazards and dangers which could result in serious injury or death. The Student nevertheless wishes to participate in the Course and willingly accepts and expressly assumes all such risks, hazards and dangers.

Copyright © 2005 AUSI Pty Ltd ACN 062 887 969

AUSI Level III Scuba Diver Participation Agreement (2)

Liability Release and Indemnity Agreement

The Student, in consideration of the Dive School agreeing to accept his/her participation in, and to instruct the Student during the Course, agree to release the Dive School from all loss, damage, claims, demands, suits, actions or proceedings of any kind directly or indirectly arising out of or resulting from an accident or happening, equipment failure, latent conditions, damage, death, injury or loss arising or occurring to or suffering by him/her during or after the Course or during of after any subsequent snorkel or scuba diving activity or related activity whether or not the same shall have been caused by, or contributed to in whole or in part to the negligence of or breach of contract by the Dive School.

The Student expressly acknowledges that he/she is in good health and is not aware of any medical or health reason why he/she should not participate in scuba or snorkel diving and he/she has fully and truthfully disclosed to the Dive School and any doctor examining him/her for the purpose of determining his/her fitness to dive:-

(i) any medical or health condition suffered by or affecting him/her of which he/she is aware;

(ii) all medications or drugs which he/she is taking or takes from time to time;

The Student expressly acknowledges that he/she has read and understood this agreement, and specifically the waiver of legal rights and notice warning of some of the risks inherent in the activities of snorkel and scuba diving, and agrees to be bound by them.

This agreement does not purport to or have the effect of excluding, restricting or modifying the application of any of the provisions of the *Fair Trading Act* or the *Trade Practices Act* or the exercise of a right conferred by any such provision or any liability for a breach of condition or warranty implied by such provision.

SIGNED for and on behalf of

)

[name of Dive School] ……) X

) ……

SIGNED SEALED AND DELIVERED by the said

)

[name of Student] ……..……..) X

) ……

in the presence of

Witness xx ……..

IF THE STUDENT IS UNDER THE AGE OF 18 YEARS THIS AGREEMENT IS TO BE READ CAREFULLY AND THEN SIGNED BY THE STUDENT'S PARENTS OR LEGAL GUARDIAN WHERE INDICATED BELOW:

In consideration of the Student being permitted to undertake the Course I, _____, being at least eighteen years of age and the parent or legal guardian of the Student, on behalf of myself and the Student, agree to be bound by the terms and conditions of this agreement. I hereby acknowledge that I have read and understood this agreement, in particular, the Statement of Limitations, Express Assumption of Risk Agreement and the Liability Release and Indemnity Agreement and hereby give my consent to the Student participating in the Course with full knowledge of the inherent risks involved.

I expressly acknowledge that the Student is in good health and that I am not aware of any medical or health reason why he/she should not participate in scuba or snorkel diving and that I have fully and truthfully disclosed to the Dive School and any doctor examining him/her for the purpose of determining his/her fitness to dive:-

(i) any medical or health condition suffered by or affecting him/her of which he/she is aware;

(ii) all medications or drugs which he/she is taking or takes from time to time;

SIGNED SEALED AND DELIVERED by the said

)

[name of Father/Mother/Legal Guardian] ……..……..) X

) ……

in the presence of

Witness xx ……..

Copyright © 2005 AUSI Pty Ltd ACN 062 887 969

AUSI LEVEL III SCUBA DIVER TRAINING RECORD

Student's Name: _____ **Course No.:** _____

PREREQUISITES:

	Student	Instructor	No.		Student	Instructor	No.
Medical Statement				At least 15 years of age			
AUSI Level II or equivalent				8 ocean dives (4 to 15m)			

THEORY INSTRUCTION:

Class	Date	Student	Instructor	No.	Class	Date	Student	Instructor	No.
LIII/1					LIII/4				
LIII/2									
LIII/3					TEST		P / F		

PRACTICAL INSTRUCTION:

Session 1 Skills	Student	Instructor	No.	Session 1 Skills (cont)	Student	Instructor	No.
Neutral buoyancy check				Remove & replace mask			
Regulator clearing				Remove mask & regulator			
Regulator recovery				Mid-water hovers			
Mask clearing				Out of air drill			

OCEAN DIVING: (as per AUSI Instructor Manual - Level III Scuba Diver Teaching Guidelines)

Dive	Date	Site	Depth	Bottom Time	Dive Time	Instructor	Vis	Current	Surface Conditions
Nav									
Night									
Deep 1									
Deep 2									
Special									

Ocean Skills:

Skills at 27-30m (80-100ft)	Dive	Student	Instructor	Nav & Search Skills	Dive	Student	Instructor
Regulator - remove & replace				Straight line 50m (compass)			
Mask - flood & clear				Straight line 25m (natural nav)			
Answer questions on slate				Triangle with 30m sides			
Air exchange with buddy				Search for object (225m^2)			
Buoyancy at safety stops							

CERTIFICATION REQUIREMENTS:

Theory	Student	Instructor	No.		Student	Instructor	No.
Theory test				Ocean dives & skills			
Lesson reviews				Logged 12 ocean dives			

COMMENTS:

AUSI LEVEL III SCUBA DIVER CERTIFICATE OF COMPLETION

I _____ on this day _____ hereby state that the above record of my AUSI Level III Scuba Diver training is correct and that I understand the general principles of scuba theory taught to me and feel proficient and confident of performing the practical skills taught to me and acknowledge I am trained to dive with another similarly qualified and experienced diver in daylight hours to a depth of 30 metres (100 ft) and at night time to a depth of 18 metres (60 ft) without the direct supervision of an instructor and I further acknowledge that area orientation is required when diving in a new area and a neutral buoyancy check is required when I am using different equipment and I also acknowledge that I am not trained for penetration diving.

Signature: _____ Instructor's Signature: _____ Number: _____

Copyright © 2005 AUSI Pty Ltd ACN 062 887 969

..

AUSI LEVEL III SCUBA DIVER
THEORY TEST (Metric - 1005)

DIRECTIONS:

- Do not mark question sheet
- Write name, date and course number on the answer sheet
- Circle the best answer - there is only one correct answer
- Write all answers on the answer sheet provided
- Answer all questions
- A score of 80% is required to pass

1. An AUSI Level III Scuba Diver can:
a) dive to 30m during daylight hours or at night
b) dive with another diver to 30m
c) dive to 18m at night and 30m during daylight hours with another similarly qualified diver
d) dive to 18m at night and 30m during daylight hours with any other qualified diver

2. An AUSI Level III Scuba Diver should not participate in?
a) Wreck Diving
b) Penetration Diving
c) Underwater Photography
d) Boat Diving

3. Area orientation is important:
a) for all levels of training
b) only after Level II training
c) only if you are trained in the tropics
d) only if you feel it is necessary

4. Which of the following is the **least** important consideration when choosing a buddy?
a) their size
b) experience
c) level of training
d) when they last dived

5. A 34 year old diver needs a diving medical every:
a) 12 months
b) 3 years
c) 5 years
d) 6 years

6. Diving with a hangover is highly undesirable due to:
a) dehydration
b) an increased chance of sea sickness
c) an increased susceptibility to nitrogen narcosis
d) all of the above

7. When choosing a dive site the most important consideration is:
a) the least experienced diver
b) an alternate site
c) state of the tides
d) water clarity

8. Which of the following has the most significant effect on air consumption?
a) anxiety
b) depth
c) cold
d) experience

9. Which of the following statements is correct?
a) scuba equipment should not be assembled until you reach the site
b) diving hand signals are standardised throughout the world
c) less weight is required when diving in fresh water
d) a dive flag is not necessary when diving under a jetty

10. If you are feeling seasick it is best to:
a) go to the bottom and relax
b) descend to about 2 metres but abort the dive if still feeling unwell
c) use your safety regulator in case you vomit
d) stay on the boat

11. The buddy check should confirm that:
a) the diver has appropriate training & experience
b) they understand their buddy's hand signals
c) all snorkelling gear is in place and all scuba gear functions correctly
d) all of the above

12. Which of the following should be avoided after diving?
a) driving through hills or mountains in excess of 300m high
b) flying for at least 24 hours
c) vigorous exercise for at least 12 hours
d) all of the above

13. Which of the following statements is correct?
a) divers may not approach within 100m of a whale
b) *An Historic Ship Wreck* is any wreck older than 50 years
c) touching things underwater is OK as long as gloves are worn
d) none of the above

14. Which of the following **does not** require specialist training beyond AUSI Level III Scuba Diver?
a) night diving
b) hookah diving
c) fresh water cave diving
d) mixed gas diving

15. Altitude diving is considered to be diving at altitudes greater than _____ above sea-level.
a) 50 metres
b) 150 metres
c) 250 metres
d) 300 metres

16. Current is useful for natural navigation as it can:
a) be gauged in strength to tell you how far you have gone
b) be compared with surge to determine your exact position
c) be gauged in strength to tell you what your depth is
d) be used as a reference for direction

Copyright © 2000 AUSI Pty Ltd ACN 062 887 969

17. It is important to check the time before leaving the ascent/descent line and heading to the site:
a) so as to know how long it took to get to the site
b) because bottom time starts as soon as you reach the bottom
c) as it is necessary for air consumption calculations
d) so that you can calculate what safety stops will be required

18. An underwater compass **should not**:
a) be air filled
b) be fluid filled
c) have a rotating bezel as it can be knocked on
d) be attached to the diver in any way

19. The lubber line on a compass points:
a) to magnetic north
b) to true north
c) to compass north
d) in the direction of travel

20. The reciprocal bearing of 100° is:
a) 080°
b) 280°
c) 190°
d) 010°

21. Grounding of a compass refers to:
a) allowing the compass to rest on the bottom
b) the effect of local magnetic fields
c) the difference between northern and southern hemispheres
d) the card or needle catching on the casing

22. Compass deviation refers to the difference between:
a) magnetic north and true north
b) compass north and true north
c) compass north and magnetic north
d) the northern and southern hemisphere

23. The best way to guarantee returning to your ascent/descent line is to use:
a) natural navigation techniques
b) a compass
c) a reel and line
d) a strobe

24. The best type of search to use to find a weight belt dropped from an anchored boat is:
a) a grid search with compass
b) a grid search without compass
c) a circular search from the base of the anchor line
d) a grid search without compass but using a line

25. The best knot to tie a loop in the end of a rope is a:
a) reef knot
b) bowline
c) clove hitch
d) round turn and two half hitches

26. The ideal lighting equipment to have on a night dive is:
a) one main source each
b) one main source each and one spare each
c) one main source each and one spare for each buddy pair
d) one main source each and one chemical light stick each

27. Which of the following torches will give the most penetrating light?
a) a standard bulb with a curved lens
b) a halogen bulb with a flat lens
c) a standard bulb with a flat lens
d) a halogen bulb with a curved lens

28. If a torch floods during a dive you should:
a) remove the batteries immediately
b) upon completing the dive immediately remove the batteries
c) continue using the torch until it stops working
d) turn it off and clean it upon surfacing

29. After every dive an underwater torch should:
a) be checked for any moisture inside
b) be cleaned, checked and the o-rings re greased
c) be washed and the batteries removed for storage
d) all of the above

30. Which of the following statements is true:
a) navigation at night can be aided by attaching a strobe to each diver
b) a reel and line can be used to aid in navigation on a night jetty dive
c) a compass is useful for night diving on a metal wreck
d) two shore based lights in alignment can be used to locate shore at night

31. When boat diving at night it is best to:
a) use a chemical light stick on the anchor chain
b) use a chemical light stick at the top of the anchor rope
c) use a strobe on the anchor chain
d) use a strobe at the top of the anchor rope

32. When indicating diving activities at night you should use:
a) the divers flag with a flood light
b) the divers flag with a strobe
c) red-white-red light combination
d) blue-white-blue light combination

33. The special night time surface signal for distress is communicated by the diver:
a) waving a torch in an arc
b) waving a torch horizontally
c) shining a torch on their head
d) describing a circle with a torch

34. Unpleasant encounters with marine creatures at night are best avoided by:
a) keeping lighting levels to a minimum
b) not wearing bright coloured equipment
c) maintaining good buoyancy control
d) wearing protective gloves

35. When selecting a site to dive at night it is best to dive:
a) just as the sun sets
b) at a familiar dive site
c) in a group of four
d) when there is a full moon

36. What is considered to be the recreational scuba limit on air?
a) 18 metres
b) 30 metres
c) 39 metres
d) 60 metres

37. The greatest relative pressure and volume change occurs between:
a) 0 - 10 metres
b) 10 - 20 metres
c) 20 - 30 metres
d) 30 -40 metres

Copyright © 2005 AUSI Pty Ltd ACN 062 887 969

38. At 30 metres a divers air consumption will be:
a) a little more than at the surface
b) approximately 2 times greater than at the surface
c) approximately 3 times greater than at the surface
d) approximately 4 times greater than at the surface

39. Objects underwater appear to be:
a) larger and closer
b) smaller and closer
c) larger and further away
d) smaller and further away

40. What is the most common symptom of excess carbon dioxide?
a) headache
b) dizziness
c) nausea
d) tingling

41. Which of the following does not have an effect on nitrogen narcosis?
a) carbon dioxide build-up
b) dehydration
c) anxiety
d) Blue Orb Syndrome

42. The regulator combination considered to be the best is:
a) an unbalanced first stage with servo-assisted second stage
b) an unbalanced first stage with conventional second stage
c) a balanced first stage with servo-assisted second stage
d) a balanced first stage with conventional second stage

43. An oily taste or smell in scuba air may also indicate the presence of which substance?
a) carbon monoxide
b) carbon dioxide
c) nitrogen
d) oxygen

44. An emergency decompression cylinder (hang tank) should be hung at:
a) the deepest scheduled stop with air turned on
b) the deepest scheduled stop with air turned off
c) the shallowest scheduled stop with air turned on
d) the shallowest scheduled stop with air turned off

45. Which of the following is it most important to have available when deep diving?
a) oxygen for first aid purposes
b) fluids for rehydration
c) radio and/or mobile phone
d) all of the above

46. Before using a new dive computer for the first time the most important thing to do is:
a) to plan a safe profile
b) use it conservatively
c) not to plan decompression dives
d) to read the instruction manual

47. Why is diving beyond the no-decompression limits (ie decompression diving) dangerous?
a) increased risk of nitrogen narcosis
b) not enough air available in a normal cylinder
c) in an emergency the surface is not immediately available
d) all of the above

48. Which of the following dive profiles is considered most dangerous?

a)
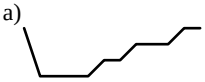

b)


c)
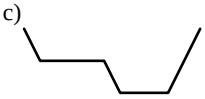

d)


49. The correct first aid for a conscious person with suspected bubble trouble (Decompression Illness) is:
a) lay on left side; feet up; 100% oxygen; call DES; treat for shock
b) lay flat; feet up; 100% oxygen; call DES; treat for shock
c) lay flat; 100% oxygen; call DES; treat for shock
d) recovery (coma) position; 100% oxygen; call DES; treat for shock

50. The DES phone number is:
a) 1800 008 200
b) 1800 088 200
c) 1800 800 200
d) 1800 808 200

Copyright © 2005 AUSI Pty Ltd ACN 062 887 969

..

AUSI LEVEL III SCUBA DIVER
Theory Test - Answer Sheet (1005)

Name: _____ **Date:** _____ **Course No.:** _____

CIRCLE CORRECT ANSWER - QUESTIONS HAVE ONLY ONE CORRECT ANSWER

1.	**a.**	**b.**	**c.**	**d.**	☐	**26.**	**a.**	**b.**	**c.**	**d.**	☐
2.	**a.**	**b.**	**c.**	**d.**	☐	**27.**	**a.**	**b.**	**c.**	**d.**	☐
3.	**a.**	**b.**	**c.**	**d.**	☐	**28.**	**a.**	**b.**	**c.**	**d.**	☐
4.	**a.**	**b.**	**c.**	**d.**	☐	**29.**	**a.**	**b.**	**c.**	**d.**	☐
5.	**a.**	**b.**	**c.**	**d.**	☐	**30.**	**a.**	**b.**	**c.**	**d.**	☐
6.	**a.**	**b.**	**c.**	**d.**	☐	**31.**	**a.**	**b.**	**c.**	**d.**	☐
7.	**a.**	**b.**	**c.**	**d.**	☐	**32.**	**a.**	**b.**	**c.**	**d.**	☐
8.	**a.**	**b.**	**c.**	**d.**	☐	**33.**	**a.**	**b.**	**c.**	**d.**	☐
9.	**a.**	**b.**	**c.**	**d.**	☐	**34.**	**a.**	**b.**	**c.**	**d.**	☐
10.	**a.**	**b.**	**c.**	**d.**	☐	**35.**	**a.**	**b.**	**c.**	**d.**	☐
11.	**a.**	**b.**	**c.**	**d.**	☐	**36.**	**a.**	**b.**	**c.**	**d.**	☐
12.	**a.**	**b.**	**c.**	**d.**	☐	**37.**	**a.**	**b.**	**c.**	**d.**	☐
13.	**a.**	**b.**	**c.**	**d.**	☐	**38.**	**a.**	**b.**	**c.**	**d.**	☐
14.	**a.**	**b.**	**c.**	**d.**	☐	**39.**	**a.**	**b.**	**c.**	**d.**	☐
15.	**a.**	**b.**	**c.**	**d.**	☐	**40.**	**a.**	**b.**	**c.**	**d.**	☐
16.	**a.**	**b.**	**c.**	**d.**	☐	**41.**	**a.**	**b.**	**c.**	**d.**	☐
17.	**a.**	**b.**	**c.**	**d.**	☐	**42.**	**a.**	**b.**	**c.**	**d.**	☐
18.	**a.**	**b.**	**c.**	**d.**	☐	**43.**	**a.**	**b.**	**c.**	**d.**	☐
19.	**a.**	**b.**	**c.**	**d.**	☐	**44.**	**a.**	**b.**	**c.**	**d.**	☐
20.	**a.**	**b.**	**c.**	**d.**	☐	**45.**	**a.**	**b.**	**c.**	**d.**	☐
21.	**a.**	**b.**	**c.**	**d.**	☐	**46.**	**a.**	**b.**	**c.**	**d.**	☐
22.	**a.**	**b.**	**c.**	**d.**	☐	**47.**	**a.**	**b.**	**c.**	**d.**	☐
23.	**a.**	**b.**	**c.**	**d.**	☐	**48.**	**a.**	**b.**	**c.**	**d.**	☐
24.	**a.**	**b.**	**c.**	**d.**	☐	**49.**	**a.**	**b.**	**c.**	**d.**	☐
25.	**a.**	**b.**	**c.**	**d.**	☐	**50.**	**a.**	**b.**	**c.**	**d.**	☐

TEST SCORE: _____ **/ 50** **PASS / FAIL**

STUDENT DECLARATION

I _____ on this day _____ hereby declare that I have discussed my incorrect answers with my instructor _____ # _____ and I acknowledge my understanding in those areas.

Signature: _____ Instructor's Signature: _____ Number: _____

Copyright © 2005 AUSI Pty Ltd

..

AUSI LEVEL III SCUBA DIVER
Theory Test - Answer Template (1005)

1.			○		☐
2.		○			☐
3.	○				☐
4.	○				☐
5.		○			☐
6.				○	☐
7.	○				☐
8.		○			☐
9.			○		☐
10.		○			☐
11.				○	☐
12.				○	☐
13.				○	☐
14.	○				☐
15.				○	☐
16.				○	☐
17.	○				☐
18.	○				☐
19.				○	☐
20.		○			☐
21.				○	☐
22.			○		☐
23.			○		☐
24.			○		☐
25.		○			☐

26.		○			☐
27.		○			☐
28.	○				☐
29.				○	☐
30.				○	☐
31.			○		☐
32.			○		☐
33.	○				☐
34.			○		☐
35.		○			☐
36.			○		☐
37.	○				☐
38.				○	☐
39.	○				☐
40.	○				☐
41.		○			☐
42.			○		☐
43.	○				☐
44.		○			☐
45.				○	☐
46.				○	☐
47.			○		☐
48.		○			☐
49.			○		☐
50.		○			☐

Copyright © 2005 AUSI Pty Ltd

..

AUSI LEVEL III PRACTICAL & OCEAN SKILLS

PRACTICAL TRAINING SESSION

- Equipment assembly
- Buddy checks
- Step entries
- Neutral buoyancy check
- Regulator clearing
- Regulator recovery
- Mask clearing
- Remove and replace mask
- Remove reg and mask replace and clear
- Swim without mask
- Mid-water hover
- Descent and ascent on a line
- Out of air drills
- Snorkel 200m (220yd) in full scuba gear
- Pool exit
- Removal of scuba unit
- Disassembly of scuba unit

STUDENT OCEAN DIVING BRIEF

- Boat information (where appropriate)
- Purpose of dive
- Site description
- Hazards
- Entry
- Descent
- Dive plan

- depth
- bottom time
- low air

- Ascent and safety stops
- Exit
- Emergency procedures

- lost buddy procedure
- low air
- out of air

- Warn about ear & lung pressure injuries

PRACTICAL SKILLS REVISION SESSION SHOULD EXTEND STUDENTS

Copyright © AUSI Pty Ltd October 2005

AUSI LEVEL III PRACTICAL & OCEAN SKILLS

NAVIGATION DIVE

Site: 3-6m (10-20yd) with minimum hazards

Skills:

- 25m out & back (no compass) (5m error)
- 50m out & back (compass) (5m error)
- Triangle (compass) 30m sides (5m error)
- Search for object in area 15m x 15m

BEWARE OF MULTIPLE ASCENTS!!

NIGHT DIVE

Site:

- 3-18m (10 – 60ft) with minimum hazards
- Use previously dived site where possible

AREA SPECIALTY DIVE (Optional)

Site:

- 10-18m (30-60ft) with minimum hazards
- Highlights local area specialty

DEEP DIVE 1

Site:

- 24-30m (80-100ft) with minimum hazards
- Preferably a multi-level dive

DEEP DIVE 2

Site:

- 27-30m (90-100ft) with minimum hazards
- Needs bottom for performing skills

Skills:

- Regulator - remove and replace
- Mask - flood and clear
- Air exchange with buddy
- Answer questions on slate
- Buoyancy control at safety stops

Warnings:

- Do skills one on one
- Keep very close to student doing skills

PLAN ALL DIVES CONSERVATIVELY AND MINIMISE MULTIPLE ASCENTS

Copyright © AUSI Pty Ltd October 2005

To waterproof, photocopy sheet, fold in half, trim and laminate

..

Section 5B: AUSI Scuba Teaching Guidelines

LEVEL IV SCUBA DIVER – October 2005

COURSE PLANNING 1

CLASSROOM PRESENTATIONS 3

PRACTICAL SKILLS TRAINING 4

OCEAN TRAINING DIVES 6

ASSESSMENT 8

CERTIFICATION 9

DEBRIEF 9

COURSE MATERIALS 11

- **AUSI MEDICAL HISTORY FORM**
- **AUSI LEVEL IV SCUBA DIVER PARTICIPATION AGREEMENT**
- **AUSI LEVEL IV SCUBA DIVER TRAINING RECORD**
- **AUSI LEVEL IV SCUBA DIVER THEORY TEST**
- **AUSI LEVEL IV SCUBA DIVER THEORY TEST - ANSWER SHEET**
- **AUSI LEVEL IV SCUBA DIVER THEORY TEST - ANSWER TEMPLATE**
- **AUSI LEVEL IV SCUBA INSTRUCTOR CUE CARD**

Copyright © 2005 AUSI Pty Ltd ACN 062 887 969

Copyright © 2005 AUSI Pty Ltd ACN 062 887 969

COURSE PLANNING

The AUSI Level IV Scuba Diver (Deep Specialty) course is designed to train divers to dive to 39 metres (130ft) in open water that has direct vertical access to the surface during daylight hours with out the direct supervision of an AUSI Scuba Instructor.
The course has three components:
1. Theory - four presentations, lesson reviews, and test,
2. Practical Skills - one session, and
3. Ocean Dives - four ocean dives.

Instructor

The course can only be conducted by an AUSI Level IV Scuba Instructor or higher.

Ratios

Instructors must never exceed the maximum instructor to student ratios as described below:
1. Theory 12:1,
2. Pool 8:1 or 16:1 with the assistance of a lower level AUSI Scuba Instructor, and
3. Ocean 6:1 or 8:1 with the assistance of a lower level AUSI Scuba Instructor.

Note: Ratios are for ideal conditions and may need to be reduced due to water conditions or student requirements.

Prerequisites

Prerequisites for the AUSI Level IV Scuba Diver course are:
1. Be at least 16 years of age,
2. Be medically fit to scuba dive, use the *AUSI Medical History Form* or approved equivalent,
3. Be a certified AUSI Level III Scuba Diver or approved equivalent, and
4. Have completed at least 16 ocean dives of which four shall be to a depth of at least 24 metres (80ft).

Before conducting the course ensure that the students meet all the prerequisites and sign the *AUSI Level IV Scuba Diver Participation Agreement.*

Materials

During the course it is compulsory for the instructor to use the following:
1. **AUSI Advanced Scuba Diving Manual** or relevant AUSI Course Notes,
2. *AUSI Medical History Form* or approved equivalent,
3. *AUSI Level IV Scuba Diver Participation Agreement,*
4. *AUSI Level IV Scuba Diver Training Record,*
5. *AUSI Level IV Scuba Diver Theory Test,* and
6. **AUSI Certification Sheet.**

Items 1 & 6: Can be purchased from AUSI Head Office.

In lieu of Item 1: AUSI Level IV Scuba Course Notes and lesson review (AUSI Scuba Learning Modules 8) can be downloaded from www.ausi.com.au.

Items 2, 3, 4 & 5: Can be photocopied from the Course Materials section of the AUSI Instructor Manual or registered instructors can download an AUSI Level IV Scuba Instructor Pack from www.ausi.com.au.

Copyright © 2005 AUSI Pty Ltd ACN 062 887 969

Equipment

Each instructor and student shall use the equipment required by Australian Standard AS 4005.1-2000 during all practical training and ocean diving throughout the course. This is listed below:

1. Mask, snorkel and fins,
2. Approved air cylinder and valve (Australian Standard AS 2030.1),
3. Buoyancy control device with scuba feed inflator designed to maintain the head above water surface when inflated (separate back pack, if appropriate),
4. Regulator with a balanced first stage
5. Alternate air source, and a redundant air supply,
6. Depth and cylinder pressure gauges and timing device, and
7. Adequate exposure protection with appropriate quick release weight system.

Instructors must have all of the above plus a knife and compass, and a redundant air supply on all dives.

Timetable

Below is a suggested course timetable:

First Evening	19:00	Introduction
	19:30	Practical Training Session
Day 1	8:00	**Theory - Deep Diving**
	11:00	Ocean Dive 1 - Orientation Dive: 30 – 36m (100 – 120ft)
	13:00	Lunch
	15:00	Ocean Dive 2 - Skills Dive: 30 – 33 m (100 – 110ft)
Day 2	8:00	Ocean Dive 3 - Consolidation Dive: 36 – 39 m (120 – 130ft)
	12:00	Lunch
	13:00	Theory Test and Review
	15:00	Ocean Dive 4 - Certification Dive: 30 – 33m (100 – 110ft)
	17:00	Debrief

NOTES:

1. Try to maximise surface interval between Dives 2 & 3 and Dives 3 & 4.
2. Keep the night dive and the navigation dive to a minimum depth and avoid multiple ascents.
3. This course can be conducted in conjunction with an AUSI Level III Scuba Diver course but instructors must ensure that the prerequisites for each course are met, ie Level III deep dives must be conducted before Level IV dives.

Copyright © 2005 AUSI Pty Ltd ACN 062 887 969

CLASSROOM PRESENTATIONS

Introduction

The following materials are required for the Introductory Session:

1. **AUSI Advanced Scuba Diving Manual** or relevant AUSI Course Notes,
2. *AUSI Medical History Form or approved equivalent,*
3. *AUSI Level IV Scuba Diver Participation Agreement,* and
4. *AUSI Level IV Scuba Diver Training Record.*

During the introductory session, which must be done before any practical sessions are conducted, the instructor is required to do the following:

1. Have student complete the *AUSI Medical History Form* or approved equivalent,
2. Have student complete and sign the relevant sections of the *AUSI Level IV Scuba Diver Participation Agreement,*
3. Sight evidence that the student meets all the prerequisites for the course,
4. Have students fill-in and sign the prerequisites section of the *AUSI Level IV Scuba Diver Training Record,*
5. Counter sign the prerequisites section of the *AUSI Level IV Scuba Diver Training Record,*
6. Explain the AUSI Pathway and where the current course fits in,
7. Explain the structure of the AUSI Level IV Scuba Diver Course,
8. Discuss the timetable for the course, and
9. Explain the requirements for certification.

The recommended text books for those students who wishing to do further reading are:

1. **Recreational Scuba Diving** – Sinclair & Kenley,
2. **The Essentials of Deeper Sport Diving** - J. Lippmann,
3. **Deeper into Diving** - J.Lippmann, and
4. **DAN Emergency Handbook** - J.Lippmann & S.Bugg.

These texts are available from AUSI Head Office.

Theory Modules

The AUSI Level IV Scuba Diver course consists of one theory presentation and lesson review, which should be conducted in accordance with the Classroom Presentation section of the **AUSI Instructor Course Notes**, and a theory test.

The topic covered is:

Deep Diving (AUSI Scuba Learning Module 8).

The **AUSI Advanced Scuba Diving Manual** or relevant AUSI Course Notes must be made available to the students during the theory sessions. After the theory sessions have been attended the students must complete the lesson review for each session. These notes are also available in A4 for the production of overhead transparencies, contact AUSI Head Office.

The *AUSI Level IV Diver Training Record* is to be updated at the end of every theory session.

Copyright © 2005 AUSI Pty Ltd ACN 062 887 969

PRACTICAL SKILLS TRAINING

All practical skills training must be conducted in accordance with the Practical Skills Training section of the **AUSI Instructor Course Notes**.

The Practical Skills Session

The AUSI Level IV Scuba Diver course requires one practical skills session, which shall be conducted in a pool or confined water. The session is described in detail below. The skills are numbered using the following system:

<LEVEL>**.P.**<SESSION #>**.**<SKILL #>

where:

<LEVEL> is the AUSI Scuba Diver Course Level;
P represents that it is a practical skill;
<SESSION #> is the practical skills session number; and
<SKILL #> is a sequential number starting with the first skill of the session

eg IV.P.1.4 is skill four of the first practical skills session in the AUSI Level IV Scuba Diver course.

The aims of the session are to:

1. Review the skill level of the student to ensure adequate competency for participation in the course,
2. Introduce the student to correct reel and line techniques
3. Introduce the student to blacked-out mask techniques ie simulation of silt out, and
4. Introduce the student to the use of redundant air systems.

The session consists of:

1. Review of regulator skills,
2. Review of mask skills,
3. Review of out of air procedures, alternate air source and redundant air,
4. Review of buoyancy control,
5. Review of rescue techniques, and
6. Reel and line work

The **AUSI Level IV Scuba Instructor Cue Card** contains a summary of the skills to be performed.

The *AUSI Level IV Scuba Diver Training Record* is to be updated at the end of the practical session.

NOTE: 1. Instructors must never exceed the maximum instructor to student ratios described on page 1 and should reduce these where conditions, student ability or education department standards dictate the necessity.
2. Equipment used by instructors and students must comply with that outlined on page 2 in these Teaching Guidelines.

Copyright © 2005 AUSI Pty Ltd ACN 062 887 969

PRACTICAL SKILLS SESSION

IV.P.1.1 Equipment Assembly

1. Watch how students assemble and handle their equipment, this can be a good indication of nervousness and experience

IV.P.1.2 Buddy Checks

1. Have students perform thorough buddy checks in preparation for ocean diving phase

IV.P.1.3 Neutral Buoyancy Check

1. Have students demonstrate neutral buoyancy on the surface without any air in their buoyancy compensator

IV.P.1.4 Regulator Skills

Have students demonstrate:

1. Regulator clearing - both methods
2. Regulator recovery
3. Regulator exchange

IV.P.1.5 Mask Skills

Have students demonstrate:

1. Partial mask clear
2. Full mask clear
3. Mask removal and replacement
4. Combined regulator and mask removal and replacement

IV.P.1.6 Out of Air Drill

1. Have students demonstrate and practice the out of air drill
2. Have students demonstrate the out of air drill without a mask
3. Test students with out of air signal without warning

IV.P.1.7 Buoyancy Control Exercises

Have students demonstrate

1. Fin pivot
2. Mid-water hover

IV.P.1.8 Redundant Air Supply

Introduce students to various types of redundant air systems and have them practice:

1. Buoyancy skills
2. Out of air procedures
3. Reel and line procedures

IV.P.1.9 Reel & Line Exercises

Demonstrate to students then have students practice:

1. Securing a line
2. Laying a line
3. Following a line
4. Reeling-in a line
5. Out of air drill while following a line

IV.P.1.10 Snorkelling in Full Scuba

1. Have students snorkel 200 m (220yds) in full scuba
2. Observe and correct poor finning technique

IV.P.1.11 Remove & Disassemble Scuba Unit

1. Watch students carefully as they exit, remove and disassemble their scuba gear
2. Encourage use of buddies

Copyright © 2005 AUSI Pty Ltd ACN 062 887 969

OCEAN TRAINING DIVES

All ocean diving must be conducted in accordance to the Ocean Training Dives section of the **AUSI Instructor Course Notes**.

The ocean diving section of the AUSI Level IV Scuba Diver course consists of four compulsory, no-decompression ocean dives. No dive is to exceed 39 metres (140ft). Direct access to the surface must be maintained at all times.

On all dives over 30 metres (100ft), a decompression line, or bar with a spare air supply available at the depth of the deepest safety stop should be used and the instructor and students must carry an adequate volume of redundant air. The instructor must also be alert to the effects of Nitrogen Narcosis and increased air consumption.

All dives are to be logged by the student in their logbook.

The *AUSI Level IV Scuba Diver Training Record* is to be completed after each dive.

The **AUSI Level IV Diver Instructor Cue Card** contains a summary of the dives and skills to be performed.

Notes:

1. Instructors must never exceed the maximum instructor to student ratios described in the relevant standard and should reduce these where conditions, student ability or education department standards dictate the necessity.
2. The student's safety can be increased and the workload of the instructor decreased by the use of a certified assistant throughout the course.
3. Equipment used by instructors and students must comply with that outlined on page 2 in these teaching guidelines.

The ocean dives are described below:

Copyright © 2005 AUSI Pty Ltd ACN 062 887 969

Deep Dive 1 (Orientation Dive)

AIM:

To introduce the diver to depths beyond 30m (100ft).

SITE SELECTION:

1. 30-36m (100 – 120ft) with minimum hazards
2. Preferably a site where a non-rectangular profile is possible, eg. use a wall to allow a multi-level profile.

Deep Dive 2 (Skills Dive)

AIM:

To assess the diver's aptitude at depth by performing essential skills.

SITE SELECTION:

The site should offer 30 - 33m (100 – 110ft) with minimum of hazards and preferably a clear area of sand where skills can be performed.

SKILLS TO BE ASSESSED:

1. Regulator removal and replacement,
2. Flood and clear mask,
3. Answer simple question on a slate
4. Perform air exchange at depth with buddy, and
5. Demonstrate buoyancy control at safety stops.

NOTE: All skills must be done on a one to one basis where the student is slightly negatively buoyant and the instructor is face to face with the student in a position to secure the student should a mishap occur. If unsure of student's ability a mask clear should be checked between 3 and 6 metres (10 – 20ft) on the descent.

Deep Dive 3 (Consolidation Dive)

AIM:

To introduce the diver to the limit of the standard.

SITE SELECTION:

The site should offer 36 - 39m (120 – 130ft) with minimum of hazards and preferably be non-rectangular profile.

Deep Dive 4 (Certification Dive)

AIMS:

To confirm that diver has achieved the skills desired at this level and should also be a repetitive dive (ie. within 12 hours of the previous dive).

SITE SELECTION:

The site should offer 30 - 33m (100 – 110ft) with minimum of hazards and preferably be non-rectangular profile.

Copyright © 2005 AUSI Pty Ltd ACN 062 887 969

ASSESSMENT

Theory

Theory assessment is conducted continuously though out the course via lesson reviews with a final test to assess knowledge at the conclusion of the course.

Lesson reviews are found at the conclusion of each lesson in the AUSI Course Notes and:

1. Students are to complete the lesson reviews for all theory lessons,
2. Instructors are to discuss each lesson review, and
3. The Lesson Review section of *AUSI Level IV Diver Training Record* is to be signed by both student and instructor.

The *AUSI Level IV Scuba Diver Theory Test* must be administered at the conclusion of the theory section of the course and:

1. Students must score 80% to pass,
2. Instructors must review incorrect answers with the student,
3. Both the student and instructor must sign the completed answer sheet,
4. The answer sheet must be kept with the *AUSI Level IV Diver Training Record,* and
5. Students who score less than 75% must be re-tested.

Practical

When a skill has been taught and practiced satisfactorily both the instructor and the student are to sign the relevant section of *AUSI Level IVI Scuba Diver Training Record.*

During practical training sessions the instructor must personally assess combined mask and demand replacement and clear, out of air procedure, deep water descents and ascents and snorkelling techniques.

Ocean Diving

1. Students are to be continually assessed and show competence in the following areas:
   Equipment handling,
   Buoyancy control,
   Air supply monitoring,
   Buddy system,
   Dive planning,
   Entries and exits,
   Underwater navigation, and
   Correct boat diving techniques.
2. Students must be individually assessed on the skills as listed in the previous section of this manual, Ocean Dive 2, by an AUSI Level IV Scuba Instructor or higher.
3. Both instructor and student are to sign relevant section of the *AUSI Level IV Scuba Diver Training Record* when the skill or dive has been completed.

Copyright © 2005 AUSI Pty Ltd ACN 062 887 969

CERTIFICATION

Before issuing certification the instructor must ensure that:

1. The diver is safe to dive to 39 metres (130ft) in daylight hours and 18 metres (60ft) at night with another diver of identical skill and knowledge,
2. All aspects of the course and appropriate assessments are complete,
3. Both student and instructor have signed the Certificate of Completion,
4. The relevant student records are accurately completed by both student and instructor, and
5. Student's dives are accurately logged in the student's logbook and counter signed by the instructor

When preparing the certification card and certificate:

1. Ensure all required details are accurately completed,
2. Ensure the Instructor signs the certificate and certification card,
3. Fill in the details of the other certification in the "previous highest certification" section of the student profile on the **AUSI Certification Sheet**, if a dual certification is issued,
4. Before printing, recheck all details,
5. Before laminating the certification card, affix passport photograph, and sign card, and
6. Issue certificate and card to student.

The Student Profile section must be returned to AUSI Head Office by the 14th day of the next month.

If certification is not issued the instructor is to ensure appropriate follow through.

Note: Plastic AUSI Certification Cards are available via www.ausi.com.au

DEBRIEF

Debrief all students ensuring the following points are covered:

1. What the qualification means,
2. Remind diver of the need to dive regularly and to seek a check out dive with an instructor if they have not dived in the previous 12 months or lost confidence,
3. Travelling overseas with the qualification,
4. Further education
5. The need for Area Orientation, and
6. Precautions:
   a) Ears,
   b) What to avoid with regard to Decompression Illness
   c) What to do about Decompression Illness, and
   d) Local diving emergency services.

Where appropriate also include the following:

1. A course assessment sheet to analyse the students impressions of the course,
2. Dive Club and Charter Boat information,
3. Dive Travel,
4. How to purchase equipment, and
5. Special package deals.

Note: Plastic AUSI Certification Cards are available via www.ausi.com.au

Copyright © 2005 AUSI Pty Ltd ACN 062 887 969

Copyright © 2005 AUSI Pty Ltd ACN 062 887 969

AUSI LEVEL IV SCUBA DIVER

COURSE MATERIALS

AUSI MEDICAL HISTORY FORM

AUSI LEVEL IV SCUBA DIVER PARTICIPATION AGREEMENT

AUSI LEVEL IV SCUBA DIVER TRAINING RECORD

AUSI LEVEL IV SCUBA DIVER THEORY TEST

AUSI LEVEL IV SCUBA DIVER THEORY TEST - ANSWER SHEET

AUSI LEVEL IV SCUBA DIVER THEORY TEST - ANSWER TEMPLATE

AUSI LEVEL IV SCUBA CUE CARD

Please photocopy the forms for use as necessary from this section of your AUSI Instructor Manual.
OR
Registered instructors can download an AUSI Level IV Scuba Instructor Pack from www.ausi.com.au.

Copyright © 2005 AUSI Pty Ltd ACN 062 887 969

Copyright © 2005 AUSI Pty Ltd ACN 062 887 969

Form 1 (0708) - AUSI MEDICAL HISTORY FORM

This form is used for the assessment of potential problems for persons wishing to partake in AUSI Snorkel or AUSI Scuba programs. In the interest of your safety it is important that you give true, full and complete answers to all questions. Your instructor may advise you to have a full diving medical before diving or may recommend that you do not dive at all.

IMPORTANT: Do you understand that incorrect or misleading information can lead to serious injury resulting in permanent damage or death? YES ☐ NO ☐

A. PERSONAL DETAILS

Name _____ Date of Birth ___/___/___

Address _____

Contact Email: _____ Mobile: _____ Phone: _____

Sex : Male ☐ Female ☐ Occupation _____

Where did you hear about this course? _____

B. GENERAL INFORMATION

	YES	NO	
1. Are you a non-swimmer?	☐	☐	
2. Have you ever had trouble in water?	☐	☐	Details _____
3. Have you scuba dived previously?	☐	☐	Details _____
4. Are you in good health?	☐	☐	Details _____
5. Are you on any medication?	☐	☐	Details _____
6. Operations within the last six months?	☐	☐	Details _____
7. Is there a family history of heart disease?	☐	☐	Details _____
8. Do you have any disease or disability	☐	☐	Details _____
9. Do you smoke?	☐	☐	

Pack Years (Should be < 10)

Cigarettes per day ☐ Multipliy by years of smoking ☐ Divide by 20 = ☐

	YES	NO
10. Have you consumed alcohol or any other drugs within the last 24 hours?	☐	☐
11. Will you be flying or going to altitudes above 300m within 24 hours after your last scuba dive?	☐	☐

Do you suffer from, or have you ever suffered any of the following?

12. Ear problems when flying or diving	☐	☐	16. Migraine or severe headache	☐	☐
13. Ruptured eardrum	☐	☐	17. Depression, claustrophobia or panic attacks	☐	☐
14. Chronic ear discharge or infection	☐	☐	18. Back problems	☐	☐
15. Sea sickness	☐	☐	19. Recompression for a diving related illness	☐	☐

C. MEDICAL HISTORY - Do you suffer from, or have you ever suffered any of the following?

	YES	NO		YES	NO
1. Ear surgery (other than drainage)	☐	☐	11. Pneumothorax (collapsed lung)	☐	☐
2. Persistent ringing noises or deafness	☐	☐	12. Persistent fainting or blackouts	☐	☐
3. Persistent loss of balance	☐	☐	13. Head injury requiring hospitalisation	☐	☐
4. Persistent allergies affecting nose/sinuses	☐	☐	14. Epilepsy or fits	☐	☐
5. Persistent cough or coughing blood	☐	☐	15. Any brain or spinal disorder	☐	☐
6. Recurrent chest/lung infections/problems	☐	☐	16. Diabetes	☐	☐
7. Abnormal chest pain	☐	☐	17. Heart disease	☐	☐
8. Chest surgery (heart or lung)	☐	☐	18. High blood pressure	☐	☐
9. Abnormal shortness of breath	☐	☐	19. Pulse irregularities	☐	☐
10. Asthma, wheezing or use of a puffer	☐	☐	20. Are you pregnant. or trying to be pregnant?	☐	☐

D. DECLARATION

I certify that the above information is true and complete to the best of my knowledge and I hereby authorize Dr _____ Phone # _____ to supply medical information relevant to this course regarding me to my instructor in my own personal interest.

Student's signature _____ Date ___/___/___

Instructor's signature _____ Instructor #: _____

Copyright © 2008 AUSI Pty Ltd ACN 062 887 969

..

AUSI Level IV Scuba Diver Participation Agreement (1)

This is an important document that affects your legal rights and should be read carefully and the terms understood before signing.

THIS AGREEMENT IS BETWEEN

_____ ACN _____
(DIVE SCHOOL NAME)

of _____ in the State of _____
(Address)

AND its diving instructors, employees and agents (Hereinafter referred to as "the Dive School")

AND

_____
(NAME OF STUDENT)

of _____ in the State of _____
(Address)

(Hereinafter referred to as "the Student")

The Course

The Student wishes to participate in an Australian Underwater Scuba Instructors (AUSI) Level IV Scuba Diving Course of instruction conducted by the Dive School which will take place on dates and times to be confirmed and comprise of one theory module, one practical training session and four ocean dives ("the Course").

The Dive School agrees to provide to the Student as part of the Course the following:

☐ Course Materials	☐ Certification	☐ Snorkelling Equipment
☐ Air Fills	☐ Boat Hire	☐ Wetsuit & Weight Belt
☐ Pool Entrance	☐ Accommodation	☐ Scuba Equipment

In consideration of the Dive School conducting the Course the Student has agreed to pay the Dive School the sum of $_____ to participate in the Course ("the Course fee"). The Student acknowledges the Course fee does not include the cost of additional theory lectures, practical training sessions and ocean dives which the Dive School may determine the student must undertake in order to complete the Course. The Student also agrees to pay for any lost or damaged equipment that has been issued to the Student by the Dive School for their use during the Course.

If the Dive School in its absolute discretion determines the student has successfully completed the Course and otherwise satisfied AUSI Standards and Procedures, the Student will be issued with an AUSI Level IV Scuba Diver certification.

Statement of Limitations

Upon successful completion of the course the Student will have been taught by the Dive School the general principles of scuba diving theory and practice and will have the experience of at least four supervised ocean dives to a maximum depth of 39 metres (130 ft). The Student acknowledges that the Course provides limited theoretical and practical training and experiences sufficient to enable the Student to participate in recreational scuba dives in open water to a maximum depth of 39 metres (130 ft) during daylight hours and 18 metres (60 ft) at night with direct vertical access to the surface. The Student also acknowledges that without further training and experience they should only undertake dives appropriate to their level of training and experience. The Student further acknowledges that area orientation is required and that a neutral buoyancy check is required any time that different equipment is used.

WARNING - RISKS OF SNORKELLING AND SCUBA DIVING

BY SIGNING THIS DOCUMENT YOU EXPRESSLY ASSUME ALL THE RISKS, HAZARDS AND DANGERS ASSOCIATED WITH SNORKELLING AND SCUBA DIVING.

The Dive School hereby provides the Student with notice to warn him/her of the inherent risks, hazards and dangers of recreational snorkelling and/or scuba diving:

☐ 1. The underwater environment is alien to human beings and as a consequence snorkel and scuba diving are risk inherent adventure activities which expose participants to the risk of serious injury or death.

☐ 2. Many of the physiological effects on the human body due to the underwater environment and the pressure changes experienced whilst scuba diving are not properly understood.

☐ 3. The long-term effects of scuba diving on the human body are generally either not known or not properly understood and there may be adverse health effects on the human body resulting from scuba diving which are presently unknown or not fully known.

☐ 4. No decompression table or diving computer is completely safe and despite observance of safe diving practices, including diving within the tables or in accordance with the dive computer calculations, there is an inherent risk of developing decompression illness.

☐ 5. Communication under water is limited to hand signals and, as a consequence of reduced visibility or separation, communication between the instructor and the Student may be difficult or not possible.

☐ 6. Snorkel and scuba diving can involve strenuous physical exertion under certain conditions which may include swimming underwater or on the surface against a current or tidal stream, in rough seas over long distances.

☐ 7. The taking of various medications or drugs may have adverse health effects resulting from pressure changes associated with scuba diving. These are or may be unknown and medical advice should be obtained from an appropriately qualified diving doctor.

The Student expressly acknowledges he/she understands that recreational snorkel and scuba diving involves risk, hazards and dangers which could result in serious injury or death. The Student nevertheless wishes to participate in the Course and willingly accepts and expressly assumes all such risks, hazards and dangers.

Copyright © 2005 AUSI Pty Ltd ACN 062 887 969

AUSI Level IV Scuba Diver Participation Agreement (2)

Liability Release and Indemnity Agreement

The Student, in consideration of the Dive School agreeing to accept his/her participation in, and to instruct the Student during the Course, agree to release the Dive School from all loss, damage, claims, demands, suits, actions or proceedings of any kind directly or indirectly arising out of or resulting from an accident or happening, equipment failure, latent conditions, damage, death, injury or loss arising or occurring to or suffering by him/her during or after the Course or during of after any subsequent snorkel or scuba diving activity or related activity whether or not the same shall have been caused by, or contributed to in whole or in part to the negligence of or breach of contract by the Dive School.

The Student expressly acknowledges that he/she is in good health and is not aware of any medical or health reason why he/she should not participate in scuba or snorkel diving and he/she has fully and truthfully disclosed to the Dive School and any doctor examining him/her for the purpose of determining his/her fitness to dive:-

(i) any medical or health condition suffered by or affecting him/her of which he/she is aware;

(ii) all medications or drugs which he/she is taking or takes from time to time;

The Student expressly acknowledges that he/she has read and understood this agreement, and specifically the waiver of legal rights and notice warning of some of the risks inherent in the activities of snorkel and scuba diving, and agrees to be bound by them.

This agreement does not purport to or have the effect of excluding, restricting or modifying the application of any of the provisions of the *Fair Trading Act* or the *Trade Practices Act* or the exercise of a right conferred by any such provision or any liability for a breach of condition or warranty implied by such provision.

SIGNED for and on behalf of

)

[name of Dive School] ……) X

) ……

SIGNED SEALED AND DELIVERED by the said

)

[name of Student] ……..……..) X

) ……

in the presence of

Witness xx ……..

IF THE STUDENT IS UNDER THE AGE OF 18 YEARS THIS AGREEMENT IS TO BE READ CAREFULLY AND THEN SIGNED BY THE STUDENT'S PARENTS OR LEGAL GUARDIAN WHERE INDICATED BELOW:

In consideration of the Student being permitted to undertake the Course I, _____, being at least eighteen years of age and the parent or legal guardian of the Student, on behalf of myself and the Student, agree to be bound by the terms and conditions of this agreement. I hereby acknowledge that I have read and understood this agreement, in particular, the Statement of Limitations, Express Assumption of Risk Agreement and the Liability Release and Indemnity Agreement and hereby give my consent to the Student participating in the Course with full knowledge of the inherent risks involved.

I expressly acknowledge that the Student is in good health and that I am not aware of any medical or health reason why he/she should not participate in scuba or snorkel diving and that I have fully and truthfully disclosed to the Dive School and any doctor examining him/her for the purpose of determining his/her fitness to dive:-

(i) any medical or health condition suffered by or affecting him/her of which he/she is aware;

(ii) all medications or drugs which he/she is taking or takes from time to time;

SIGNED SEALED AND DELIVERED by the said

)

[name of Father/Mother/Legal Guardian] ……..……..) X

) ……

in the presence of

Witness xx ……..

Copyright © 2005 AUSI Pty Ltd ACN 062 887 969

AUSI LEVEL IV SCUBA DIVER TRAINING RECORD (1)

Student's Name: _____ **Course No.:** _____

PREREQUISITES: (as per AUSI Instructor Manual - Level IV Scuba Diver Standards)

Medical statement	❑
At least 16 years of age	❑
AUSI Level III or approved equivalent	❑
16 ocean dives: 4 to at least 24 m (80 ft)	❑

Comments

SATISFIED ALL PREREQUISITES	Student to sign	Instructor to sign	Instructor No.	Date

THEORY INSTRUCTION: (as per AUSI Level IV Scuba Diver Course Notes)

Class	Date	Student	Instructor	No.	Review	Date	Student	Instructor	No.
LII/1					LII/1				
Test					Mark				

SATISFACTORY COMPLETION OF THEORY COMPONENT	Student to sign	Instructor to sign	Instructor No.	Date

PRACTICAL INSTRUCTION: (as per AUSI Instructor Manual - Level IV Scuba Diver Teaching Guidelines)

Date _____ **Instructor** _____ **No.** _____

Practical Skills	Student
01 Neutral buoyancy check	
02 Regulator skills	
03 Mask Skills	
04 Out of air drill	
05 Mid-water hovers	
06 Redundant air systems	
07 Secure a line	
08 Lay a line	
09 Follow a line	
10 Reel in a line	
11 Out of air on a line	

Comments

SATISFACTORY COMPLETION OF PRACTICAL SKILLS	Student to sign	Instructor to sign	Instructor No.	Date

Comments

Copyright © 2005 AUSI Pty Ltd ACN 062 887 969

AUSI LEVEL IV SCUBA DIVER TRAINING RECORD (2)

Student's Name: _____ **Course No.:** _____

OCEAN DIVING: (as per AUSI Instructor Manual - Level IV Scuba Diver Teaching Guidelines)

Dive	Date	Site	Depth	Dive Time	Vis	Current	Surface Conditions	Instructor's Signature if OK	No.
1									
2									
3									
4									

Ocean Skills at 30-39 m (100 – 130 ft)	Dive #	Student	Instructor	No.
Regulator - remove & replace				
Mask - flood & clear				
Answer questions on slate				
Air exchange with buddy				
Buoyancy at safety stops				

Comments

SATISFACTORY COMPLETION OF OCEAN DIVING SKILLS	Student to sign	Instructor to sign	Instructor No.	Date

CERTIFICATION REQUIREMENTS: (as per AUSI Instructor Manual - Level IV Scuba Diver Standards)

- Satisfactory theory test ❑
- Completed theory component ❑
- Completed practical skills training ❑
- Logged a minimum of 20 ocean dives ❑
- Logged four ocean dives to at least 30m ❑
- Satisfactorily completed all ocean skills ❑

Comments

Comments

AUSI LEVEL IV SCUBA DIVER CERTIFICATE OF COMPLETION

I _____ on this day _____ hereby state that the above record of my AUSI Level IV Scuba Diver training is correct and that I understand the general principles of scuba theory taught to me and feel proficient and confident of performing the practical skills taught to me and acknowledge I am trained to dive with another similarly qualified and experienced diver in daylight hours to a depth of 39 metres (130 ft) in open water with direct vertical access to the surface without the direct supervision of an instructor and further acknowledge that area orientation is required and that a neutral buoyancy check needs to be done when using different equipment and I also acknowledge that I am not trained for penetration diving.

Student's Signature: _____

Certifying Instructor's Signature: _____

Certifying Instructor's Number: _____

Copyright © 2005 AUSI Pty Ltd ACN 062 887 969

AUSI LEVEL IV SCUBA DIVER
THEORY TEST (Metric - 1005)

DIRECTIONS:

- Do not mark question sheet
- Write name, date and course number on the answer sheet
- Circle the best answer - there is only one correct answer
- Write all answers on the answer sheet provided
- Answer all questions
- A score minimum of 80% (20/25) is required to pass

1. An AUSI Level IV Scuba Diver can:

a) dive to 39m during daylight hours or at night
b) dive with another diver to 39m
c) dive to 18m at night and 39m during daylight hours with another similarly qualified diver
d) dive to 18m at night and 39m during daylight hours with any other qualified diver

2. What is considered to be the recreational scuba limit on air?

a) 18 metres
b) 30 metres
c) 39 metres
d) 60 metres

3. The greatest relative pressure and volume change occurs between:

a) 0 - 10 metres
b) 10 - 20 metres
c) 20 - 30 metres
d) 30 - 40 metres

4. At 39 metres a divers air consumption will be:

a) approximately 2 times greater than at the surface
b) approximately 3 times greater than at the surface
c) approximately 4 times greater than at the surface
d) approximately 5 times greater than at the surface

5. What is the most common symptom of excess carbon dioxide?

a) headache
b) dizziness
c) nausea
d) tingling

6. A diver surfaces after a dive to 24 metres after a bottom time of 20 minutes. Within a few minutes the diver complains of difficulty breathing and dizziness and then blacks out. What should the diver be treated for?

a) delayed onset Decompression Illness
b) immediate onset Decompression Illness
c) carbon monoxide poisoning
d) blue ringed octopus bite

7. The correct first aid for a conscious person with suspected bubble trouble (Decompression Illness) is:

a) lay on left side; feet up; 100% oxygen; call DES; treat for shock; monitor vital signs
b) lay flat; feet up; 100% oxygen; call DES; treat for shock; monitor vital signs
c) lay flat; 100% oxygen; call DES; treat for shock; monitor vital signs
d) recovery (coma) position; 100% oxygen; call DES; treat for shock; monitor vital signs

8. The Australian DES phone number is:

a) 1800 008 200
b) 1800 088 200
c) 1800 800 200
d) 1800 808 200

9. Before using a new dive computer for the first time the most important thing to do is:

a) to plan a safe profile
b) use it conservatively
c) not to plan decompression dives
d) to read the instruction manual

10. Which of the following dive profiles is considered most dangerous?

a) 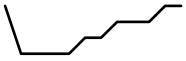
b) 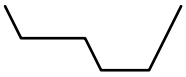
c) 
d) 

11. Why is diving beyond the no-decompression limits (ie decompression diving) dangerous?

a) increased risk of nitrogen narcosis
b) not enough air available in a normal cylinder
c) in an emergency the surface is not immediately available
d) all of the above

12. An oily taste or smell in scuba air may also indicate the presence of which substance?

a) carbon monoxide
b) carbon dioxide
c) nitrogen
d) oxygen

13. An emergency decompression cylinder (hang tank) should be hung at:

a) the deepest scheduled stop with air turned on
b) the deepest scheduled stop with air turned off
c) the shallowest scheduled stop with air turned on
d) the shallowest scheduled stop with air turned off

14. Which of the following is most important to have available when deep diving?

a) oxygen for first aid purposes
b) fluids for rehydration
c) radio and/or mobile phone
d) all of the above

Copyright © 2005 AUSI Pty Ltd ACN 062 887 969

15. If you are feeling mildly seasick it is best to:
a) go to the bottom and relax
b) descend to about 2 metres but abort the dive if still feeling unwell
c) use your safety regulator in case you vomit
d) stay on the boat

16. Which of the following should be avoided after deep diving?
a) driving through hills or mountains in excess of 300m high
b) flying for at least 24 hours
c) vigorous exercise for at least 12 hours
d) all of the above

17. If you are on a seven day diving holiday it is recommended to:
a) do no more than three dives per day
b) take a day off diving mid way through the holiday
c) avoid excess intake of alcohol
d) all of the above

18. If you suspect nitrogen narcosis, after signaling your buddy you should:
a) continue the dive cautiously
b) ascend to a shallower depth
c) stop for a minute
d) terminate the dive

19. On a deep dive you should commence your ascent before your contents gauge reads:
a) 50 atm
b) 70 atm
c) 100 atm
d) 120 atm

20. If out of air, after giving the appropriate signal you would expect to:
a) breathe off your safety regulator
b) breathe off your buddy's safety regulator
c) do an emergency free ascent
d) breathe off your buddy's main regulator

21. Emergency free ascents are dangerous due to the risk of:
a) immediate onset Decompression Illness
b) delayed onset Decompression Illness
c) sudden unconsciousness
d) all of the above

22. When completing a safety stop a diver's:
a) chest should be at the exact depth of the stop
b) eyes should be at the exact depth of the stop
c) body should have some part at the depth of the stop
d) depth gauge should be at the exact depth of the stop

23. Select the best regulator combination:
a) an unbalanced first stage with servo-assisted second stage
b) an unbalanced first stage with conventional second stage
c) a balanced first stage with servo-assisted second stage
d) a balanced first stage with a tilt valve second stage

24. A DIN valve must be used for scuba cylinders when their working pressure exceeds:
a) 150 atm
b) 210 atm
c) 225 atm
d) 240 atm

25. In Australia medical oxygen cylinders are:
a) black
b) white
c) black top with white bottom
d) black bottom with white top

Copyright © 2005 AUSI Pty Ltd ACN 062 887 969

AUSI LEVEL IV SCUBA DIVER
Theory Test - Answer Sheet (1005)

Name: _____ **Date:** _____ **Course No.:** _____

CIRCLE CORRECT ANSWER - QUESTIONS HAVE ONLY ONE CORRECT ANSWER

1.	**a.**	**b.**	**c.**	**d.**	☐
2.	**a.**	**b.**	**c.**	**d.**	☐
3.	**a.**	**b.**	**c.**	**d.**	☐
4.	**a.**	**b.**	**c.**	**d.**	☐
5.	**a.**	**b.**	**c.**	**d.**	☐
6.	**a.**	**b.**	**c.**	**d.**	☐
7.	**a.**	**b.**	**c.**	**d.**	☐
8.	**a.**	**b.**	**c.**	**d.**	☐
9.	**a.**	**b.**	**c.**	**d.**	☐
10.	**a.**	**b.**	**c.**	**d.**	☐
11.	**a.**	**b.**	**c.**	**d.**	☐
12.	**a.**	**b.**	**c.**	**d.**	☐
13.	**a.**	**b.**	**c.**	**d.**	☐
14.	**a.**	**b.**	**c.**	**d.**	☐
15.	**a.**	**b.**	**c.**	**d.**	☐
16.	**a.**	**b.**	**c.**	**d.**	☐
17.	**a.**	**b.**	**c.**	**d.**	☐
18.	**a.**	**b.**	**c.**	**d.**	☐
19.	**a.**	**b.**	**c.**	**d.**	☐
20.	**a.**	**b.**	**c.**	**d.**	☐
21.	**a.**	**b.**	**c.**	**d.**	☐
22.	**a.**	**b.**	**c.**	**d.**	☐
23.	**a.**	**b.**	**c.**	**d.**	☐
24.	**a.**	**b.**	**c.**	**d.**	☐
25.	**a.**	**b.**	**c.**	**d.**	☐

TEST SCORE: _____ **/ 25** **PASS / FAIL**

STUDENT DECLARATION

I _____ on this day _____ hereby declare that I have discussed my incorrect answers with my instructor _____ # _____ and I acknowledge my understanding in those areas.

Signature: _____ Instructor's Signature: _____ Number: _____

Copyright © 2005 AUSI Pty Ltd

..

AUSI LEVEL IV SCUBA DIVER
Theory Test - Answer Template (1005)

1.			○		☐
2.			○		☐
3.	○				☐
4.				○	☐
5.	○				☐
6.		○			☐
7.			○		☐
8.		○			☐
9.				○	☐
10.	○				☐
11.			○		☐
12.	○				☐
13.		○			☐
14.				○	☐
15.		○			☐
16.				○	☐
17.				○	☐
18.		○			☐
19.			○		☐
20.		○			☐
21.				○	☐
22.	○				☐
23.			○		☐
24.			○		☐
25.				○	☐

Copyright © 2005 AUSI Pty Ltd

..

AUSI LEVEL IV PRACTICAL & OCEAN SKILLS

PRACTICAL TRAINING SESSION

- Equipment assembly
- Buddy checks
- Neutral buoyancy check
- Regulator skills
- Mask skills
- Out of air drills & Redundant air systems
- Mid-water hovers
- Secure a line
- Lay a line
- Follow a line
- Reel in a line
- Out of air on a line
- Snorkel 200 m (220 yd) in full scuba gear
- Remove & disassemble scuba unit

STUDENT OCEAN DIVING BRIEF

- Boat information (where appropriate)
- Purpose of dive
- Site description
- Hazards
- Entry
- Descent
- Dive plan
  - depth
  - bottom time
  - low air
- Ascent and safety stops
- Exit
- Emergency procedures
  - lost buddy procedure
  - low air & out of air
  - nitrogen narcosis
- Warn about ear & lung pressure injuries

PRACTICAL SKILLS REVISION SESSION SHOULD EXTEND STUDENTS

Copyright © AUSI Pty Ltd October 2005

AUSI LEVEL IV PRACTICAL & OCEAN SKILLS

DEEP DIVE 1 (Orientation)

Aim: Introduce diver to depth beyond 30m
Site: - 30-36 m (100 – 120 ft)
- minimum hazards
- preferably non-rectangular profile

DEEP DIVE 2 (Skills)

Aim: Perform essential skills at depth
Site: - 30-33 m (100 – 110 ft) min. hazards
- needs bottom for performing skills

Skills:

- Regulator - remove and replace
- Mask - flood and clear
- Air exchange with buddy
- Answer questions on slate
- Buoyancy control at safety stops

Warnings:

- Do skills one on one
- Keep very close to student doing skills

DEEP DIVE 3 (Consolidation)

Aim: Introduce diver to limit of standard
Site: - 33-39 m (110 – 130 ft)
- minimum hazards
- preferably non-rectangular profile

DEEP DIVE 4 (Certification)

Aim: Repetitive & final assessment dive
Site: - 30-33 m (100 – 110 ft)
- minimum hazards
- preferably non-rectangular profile

POST DIVE PROCEDURES

- Check health and well being of students
- Discuss exciting aspects of dive
- Discuss correction of techniques
- Accurately complete log book
- Accurately complete record of training
- Emphasise things to avoid after diving
- Remind about DCI and what to do

PLAN DIVES CONSERVATIVELY & BEWARE OF NITROGEN NARCOSIS

Copyright © AUSI Pty Ltd October 2005

To waterproof, photocopy, fold in half, trim and laminate

..

Section 5B: AUSI Scuba Teaching Guidelines

RESCUE SCUBA DIVER (Level V Scuba) – October 2005

COURSE PLANNING 1

CLASSROOM PRESENTATIONS 3

PRACTICAL SKILLS TRAINING 4

RESUSCITATION TRAINING 8

OCEAN SCENARIOS 13

ASSESSMENT 14

CERTIFICATION 15

DEBRIEF 16

COURSE MATERIALS 17

- **AUSI MEDICAL HISTORY FORM**
- **AUSI RESCUE DIVER PARTICIPATION AGREEMENT**
- **AUSI RESCUE DIVER TRAINING RECORD**
- **AUSI SCUBA RESCUE ASSESSMENT FORM**
- **AUSI RESUSCITATION ASSESSMENT FORM**
- **AUSI LOST DIVER ASSESSMENT FORM**
- **AUSI RESCUE DIVER THEORY TEST**
- **AUSI RESCUE DIVER THEORY TEST - ANSWER SHEET**
- **AUSI RESCUE DIVER THEORY TEST - ANSWER TEMPLATE**
- **AUSI RESCUE DIVER INSTRUCTOR CUE CARD**

Copyright © 2009 AUSI Pty Ltd ACN 062 887 969

Copyright © 2009 AUSI Pty Ltd ACN 062 887 969

COURSE PLANNING

The AUSI Rescue Diver course is designed to train divers in self-rescue, scuba diver rescue, diving physiology, oxygen provision, first aid and resuscitation.
The course is conducted in four phases:

1. Theory - six presentations, lesson reviews and theory test,
2. Practical Skills - three sessions,
3. Resuscitation & Oxygen - three sessions, and
4. Ocean Scenarios - one ocean session.

NOTE: 1. This course meets the requirements of the DAN Oxygen Provider course and instructors must ensure all DAN prerequisites, standards, procedures, teaching guidelines and certification requirements are met for any student receiving the award.

2. Divers who have an AUSI Level IV Scuba Diver award can also be awarded the AUSI Level V Scuba Diver (Master Diver) award.

Instructor

The course can only be conducted by an AUSI Level V Scuba Instructor or higher.

Ratios

Instructors must never exceed the maximum instructor to student ratios as described below:

1. Theory 12:1,
2. Pool 8:1 or 16:1 with the assistance of a lower level AUSI Scuba Instructor,
3. Resuscitation 6:1 or 12:1 with the assistance of a lower level AUSI Scuba Instructor and one mannequin per four students, and
4. Ocean 8:1 or 12:1 with the assistance of a lower level AUSI Scuba Instructor.

Prerequisites

Prerequisites for the AUSI Rescue Diver Scuba Diver course are:

1. Be at least 15 years of age,
2. Be medically fit to scuba dive, use the *AUSI Medical History Form* or approved equivalent, and
3. Be a certified AUSI Level II Scuba Diver or approved equivalent.

Before conducting the course ensure that students meet all the prerequisites and sign the *AUSI Rescue Diver Participation Agreement.*

Materials

During the course it is compulsory for the instructor to use the following:

1. **AUSI Rescue Diver Manual** or relevant AUSI Course Notes,
2. *AUSI Medical History Form,*
3. *AUSI Rescue Diver Participation Agreement,*
4. *AUSI Rescue Diver Student Training Record,*
5. *AUSI Lost Diver Assessment Form,*
6. *AUSI Scuba Rescue and Resuscitation Assessment Forms,*
7. *AUSI Rescue Diver Theory Test,* and
8. **AUSI Certification Sheet.**

Items 1 & 8: Can be purchased from AUSI Head Office.

In lieu of Item 1: AUSI Level V Scuba Course Notes and lesson reviews (AUSI Scuba Learning Modules 9, 10, 11, 12, 13 & 14) can be downloaded from www.ausi.com.au.

Items 1, 2, 3, 4, 5, 6 & 7: Can be photocopied from the Course Materials section of the AUSI Instructor Manual or registered instructors can download an AUSI Level V Scuba (Rescue) Instructor Pack from www.ausi.com.au.

Copyright © 2009 AUSI Pty Ltd ACN 062 887 969

Equipment

Each instructor and student shall use the equipment required by Australian Standard AS 4005.1-2000 during all practical training and ocean diving throughout the course. This is listed below:

1. Mask, snorkel and fins,
2. Approved air cylinder and valve (Australian Standard AS 2030.1),
3. Buoyancy control device with scuba feed inflator designed to maintain the head above water surface when inflated (separate back pack, if appropriate),
4. Regulator (instructor's must use a balanced first stage),
5. Alternate air source,
6. Depth and cylinder pressure gauges and timing device, and
7. Adequate exposure protection with appropriate quick release weight system.

Instructors must have all of the above plus a knife and compass.

DAN Oxygen Provider

The AUSI Rescue Diver course meets the requirements of DAN for the DAN Oxygen Provider Award. A DAN Oxygen Instructor must conduct these phases of the course.

Suggested Timetable

Below is a suggested course timetable:

First Evening	19:00	Introduction
	19:30	**Theory 1 - Accident Prevention & Management**
Second Evening	19:00	Practical Training Session 1
	20:30	**Theory 2 - Respiration & Circulation**
Day 1	08:00	Practical Training Session 2
	10:00	**Theory 3 - Life Support Techniques**
	12:00	Lunch
	13:00	Resuscitation & Oxygen Session 1
	14:30	**Theory 4 - Diving First Aid (2)**
	16:30	Resuscitation & Oxygen Session 2
	18:00	Dinner
	19:30	Resuscitation & Oxygen Session 3
Day 2	08:00	**Theory 5 - Diving Injuries**
	10:00	Practical Training Session 3
	12:00	Lunch
	13:00	**Theory 6 - General First Aid**
	15:00	Ocean Scenarios
	17:00	Debrief
Third Evening	19:00	Theory Test and Review

Copyright © 2009 AUSI Pty Ltd ACN 062 887 969

CLASSROOM PRESENTATIONS

Introduction

The following materials are required for the introductory session:

1. *AUSI Medical History Form* or approved equivalent,
2. *AUSI Rescue Diver Participation Agreement*,
3. *AUSI Rescue Diver Scuba Diver Training Record*, and
4. **AUSI Rescue Diver Manual** or AUSI course Notes.

During the introductory session, which must be done before any practical sessions are conducted, the instructor is required to do the following:

1. Have student complete the *AUSI Medical History Form* or approved equivalent and carefully check,
2. Have student complete and sign the relevant sections of the *AUSI Rescue Diver Participation Agreement*,
3. Sight evidence that the student meets all the prerequisites for the course,
4. Have students fill-in and sign the prerequisites section of the *AUSI Rescue Diver Training Record*,
5. Counter sign the prerequisites section of the *AUSI Rescue Diver Training Record*,
6. Explain the AUSI Pathway and where the current course fits in,
7. Explain the structure of the AUSI Rescue Diver course,
8. Discuss the timetable for the course,
9. Explain the requirements for certification, AND
10. Explain the requirements for DAN SEAP Oxygen Provider renewal, if applicable.

The recommended text books for those students who wish to do further reading are:

1. **Recreational Scuba Diving** – Sinclair & Kenley,
2. **Oxygen First Aid** - J. Lippmann,
3. **The DAN Emergency Handbook** - J. Lippmann & S. Bugg,
4. **Scuba Safety in Australia** - Wilks, Knight & Lippmann, and
5. **Diving Medicine for Scuba Divers** - Edmonds, McKenzie & Thomas.

These texts are available from AUSI Head Office.

Theory Modules

The AUSI Rescue Diver course consists of six theory presentations and lesson reviews which should be conducted in accordance with the Classroom Presentation section of the **AUSI Instructor Course Notes**, and a theory test.

The topics covered are detailed below:

Accident Prevention& Management	(*AUSI Scuba Learning Module 9*)
Respiration and Circulation	(*AUSI Scuba Learning Module 10*)
Life Support Techniques	(*AUSI Scuba Learning Module 11*)
Diving Ailments	(*AUSI Scuba Learning Module 12*)
Diving Injuries	(*AUSI Scuba Learning Module 13*)
General First Aid	(*AUSI Scuba Learning Module 14*).

The **AUSI Rescue Diver Manual** or the relevant AUSI Course Notes must be made available to the students during the theory sessions. After the theory sessions have been attended the students must complete the lesson review for each session.

These notes are also available in A4 for the production of overhead transparencies, contact AUSI Head Office.

The *AUSI Rescue Diver Training Record* is to be updated at the end of every theory session.

Copyright © 2009 AUSI Pty Ltd ACN 062 887 969

PRACTICAL SKILLS TRAINING

All practical skills training should be done in accordance with the Practical Skills Training section of the **AUSI Instructor Course Notes**.

Practical Skills Sessions

The AUSI Rescue Diver course requires three practical skills sessions, which should be conducted in a pool or confined water. Each session is described in detail below. The skills are numbered using the following system:

<LEVEL>.P.<SESSION #>.<SKILL #>

where:

<LEVEL> is the AUSI Scuba Diver Course Level;
P represents that it is a practical skill;
<SESSION #> is the practical skills session number; and
<SKILL #> is the sequential number starting with the first skill of the session

eg R.P.1.4 is skill four of the first practical skills session in the AUSI Rescue Diver course.

The aims of the sessions are as follows:

Session 1 - A skills review followed by incident simulations,

Session 2 - Management of an unconscious diver on the surface, and

Session 3 - Management of an unconscious diver at depth.

The **AUSI Rescue Diver Instructor Cue Card** contains a summary of the skills to be performed.

The *AUSI Scuba Rescue Diver Training Record* is to be updated at the end of the practical session.

NOTE: 1. Instructors must never exceed the maximum instructor to student ratios as described on page 1 and should reduce ratios where conditions or student ability dictates to do so.
2. Equipment used by instructors and students must comply with that outlined on page 2 of these teaching guidelines.

Practical Skills Session 1

R.P.1.1 Equipment Assembly

1. Watch students assemble & handle their equipment, this can indicate of nervousness and experience

R.P.1.2 Buddy Checks

1. Have students perform thorough buddy checks in preparation for ocean diving phase

R.P.1.3 Head-Up Step Entry

Student must demonstrate the ability to enter the water without losing site of victim or victim's bubbles:

1. Modify standard step entry by increasing forward momentum
2. Add upward kick as diver enters water

R.P.1.4 Neutral Buoyancy Check

1. Have students demonstrate neutral buoyancy on the surface without any air in their buoyancy compensator

R.P.1.5 Regulator Skills

Have students demonstrate:

1. Regulator clear - both methods
2. Regulator recovery
3. Regulator exchange

Copyright © 2009 AUSI Pty Ltd ACN 062 887 969

R.P.1.6 Mask Skills

Have students demonstrate:

1. Partial mask clear
2. Full mask clear
3. Mask removal and replacement
4. Combined regulator and mask removal and replacement

R.P.1.7 Out of Air Drill

1. Have students demonstrate and practice the out of air drill
2. Have students demonstrate the out of air drill without a mask
3. Test students with out of air signal without warning

R.P.1.8 Buoyancy Control Exercises

1. Have students demonstrate mid-water hover

R.P.1.9 Incident Management

1. Broken Mask Strap
   a) Have student swim to, find, secure and clear a strapless mask
2. Entanglement
   a) Have student untangle their buddy from entanglement in a float line on the surface
   b) Repeat underwater
3. Cramp Removal
   a) Have students practice on self and then buddy on the surface
   b) Repeat underwater

4 Weight Belt Removal & Replacement
   a) Have students practice on the surface
   b) Repeat underwater at no deeper than 1.5m (4ft)

R.P.1.10 Tired Diver Tows

1. Straight Arm Tow
   a) Rescuer secures tired diver by cylinder valve, regulator first stage or buoyancy compensator
   b) Rescuer tows tired diver 25m (30yds) keeping the securing arm straight
2. Doh-cee-doh Tow
   a) Rescuer secures tired diver by placing their right arm down between divers right arm and arm pit
   b) Rescuer tows tired diver 25m (30yds)
3. Wheel Barrow tow
   a) Tired diver lays on back and places feet on rescuers shoulders
   b) Rescuer puts arms over and around tired divers legs
   c) Rescuer pushes tired diver 25m (30yds) whilst snorkelling on their front

NOTE: During tired diver exercises rescuers should be constantly reassuring patient, making diver positively buoyant by use of the buoyancy compensator and/or ditching the weight belt.

R.P.1.11 Panicking Diver on Surface

1. Rescuer approaches diver but keeps out of reach
2. Rescuer gives loud verbal instructions to inflate BC, dump weight belt & put regulator in mouth
3. If diver has followed instructions rescuer can approach, secure and calm diver
4. If diver doesn't follow instructions rescuer can approach diver from the rear, underwater
5. Secure diver from the rear, dump weight belts, inflate BC's and calm diver

Copyright © 2009 AUSI Pty Ltd ACN 062 887 969

Practical Skills Session 2

R.P.2.1 Rescue of Unconscious Diver on Surface

1. Call for Assistance
   a) Ask to keep eye on patient
   b) Ask to wait in case help is needed for removing patient or calling ambulance
2. Head up entry
3. Head up surface approach
4. Secure the patient
5. Establish positive buoyancy
   a) Dump weight belts first
   b) Inflate BC's
6. Call for help
   a) Who to call (what number)
   b) Location
   c) Patient details (eg one male diver - unconscious)
   d) Ask how long will help be?
   e) Come back and let rescuer know how long help will be
7. Remove gear
   a) If plenty of buoyancy in wetsuit remove own scuba unit
   b) Remove patients scuba unit if not essential to positive buoyancy
8. Tow patient 25 metres (30yds)
9. Remove patient from water
10. Assess patient
    a) DRABCDEF

WARNING: Warn students to be cautious of straining backs, arms and shoulders when removing patient or gear from water.

R.P.2.2 Surface Rescue Breaths

1. Secure the patient
2. Establish positive buoyancy
   a) Dump weight belts first
   b) Inflate BC's
3. Remove regulators & masks (try to keep masks)
4. Establish head tilt
5. Seal nose
6. Give five full breaths
7. Give call for help
8. Maintain rescue breaths at 2 breaths every 10 seconds
9. Remove gear
10. Maintain rescue breaths at 1 breath every 5 seconds
11. Tow patient 25 metres (30yds)

NOTE: 1. Rescuer must keep patients face above water at all times.

2. Rescuer is to simulate rescue breaths by blowing on patients opposite cheek.

Copyright © 2009 AUSI Pty Ltd ACN 062 887 969

R.P.2.3 Rescue of Unconscious Diver from Depth

Using the *AUSI Rescue Assessment Form* as a guide, instruct students in the rescue of a non-responsive diver from depth. This is a combination of the above two skills with the addition of an underwater phase. Begin full exercise in shallow (waist deep) water and don't progress to deeper water until diver demonstrates rescue correctly.

1. Call for assistance
   a) Ask to keep eye on where patient disappeared or where bubbles are
   b) Ask to wait in case need help removing or calling ambulance
2. Head up entry
3. Head up surface approach
   a) Ensure regulator is in mouth before descent
   b) Deflate BC as approaching bubbles
4. Descend directly over bubbles
5. Secure the patient on bottom
6. Ascend with patient
   a) Patients head must be tilted back to allow air in lungs to escape
   b) Ascent must be normal - slow and controlled
   c) Patient must arrive on surface face up
7. Secure the patient on surface
   a) Use doh-cee-doh grip
   b) Patients face must not go under the water
8. Establish positive buoyancy
   a) Dump weight belts first
   b) Inflate BC's
9. Remove regulators & masks (try to keep masks)
10. Establish head tilt
11. Seal nose
12. Give five full breaths
13. Give call for help
14. Maintain rescue breaths at 2 breaths every 10 seconds
15. Remove gear
16. Maintain rescue breaths at 1 breath every 5 seconds
17. Remove patient from water
18. Assess patient
    a) DRABCDEF

NOTE: 1. Rescuer must keep patients face above water at all times.

2. Rescuer is to simulate rescue breaths by blowing on patients opposite cheek.

WARNINGS: (i) Warn students about rescue breaths & lung pressure injuries.

(ii) Warn students about dropping weight belts on each other and damaging pool.

(iii) Students to be cautious of straining backs, arms and shoulders when removing patient from water.

Practical Skills Session 3

R.P.3.1 Rescue of Unconscious Diver from Depth

1. Repeat R.P.2.3 whilst assessing student using *AUSI Rescue Assessment Form*

R.P.3.2 Tired Swimmer Tows

1. Repeat R.P.1.10

R.P.3.3 Panicking Diver on Surface

1. Repeat R.P.1.11

Copyright © 2009 AUSI Pty Ltd ACN 062 887 969

RESUSCITATION TRAINING

Practical Resuscitation and Oxygen Sessions are an integral part of the AUSI Rescue Diver course. It is important that mannequins and oxygen equipment are available to all students and they are allocated sufficient time to practice the skills required. Where possible a real person should be used (eg. for positioning and treatment of an unconscious patient) with mannequins being substituted for both rescue breaths and CPR practice.

Complex skills such as the management of a collapsed victim (from collapse to administering full CPR) should be broken down into sub-skills. The sub-skills should be taught first without any major emphasis on speed. When the sub-skills have been mastered they can be combined into the full scenario.

In a real life rescue a rescuer will only react calmly and confidently if they have done lots of repetition (ie practice) of the skills required.

Optimal training efficiency comes from small student to mannequin or oxygen kit ratios. It is best to work in pairs so that one person can act as a victim until the rescue breaths or CPR phase is reached where the mannequin is used. Continually move amongst the students and provide them with varying scenarios.

Continually emphasise the need for hygiene when using mannequins and oxygen equipment to prevent cross-infections. The use of separate facemasks for mannequins, individual pocket masks and non-rebreather oxygen masks is standard practice to avoiding cross-infection. Thorough cleaning of the equipment after use with an appropriate disinfectant is also of vital importance.

The AUSI Rescue Diver Scuba Diver course requires three resuscitation sessions. Each session is described in detail below. The skills are numbered using the following system:

<LEVEL>**.**R**.**<SESSION #>**.**<SKILL #>

where:

<LEVEL> is the AUSI Scuba Diver Course Level;
R represents that it is a resuscitation skill;
<SESSION #> is the practical skills session number; and
<SKILL #> is the sequential number starting with the first skill of the session

eg R.R.1.4 is skill four of the first resuscitation skills session in the AUSI Rescue Diver course.

The aims of the sessions are as follows:

Session 1 - Approach and management of a collapsed victim including single operator rescue breaths & CPR,

Session 2 - Two operator CPR, and

Session 3 - Oxygen equipment and administration.

Use the *AUSI Resuscitation Assessment Form* for assessment of the listed skills.

The *AUSI Rescue Diver Training Record* is to be updated at the end of each resuscitation session.

Copyright © 2009 AUSI Pty Ltd ACN 062 887 969

Resuscitation Session 1

R.R.1.1 Approaching a Collapsed Victim

1. Approach cautiously
2. Assess for DANGER to self and patient

R.R.1.2 Checking for a Response

1. Shake and shout
2. Hold both hands and ask to squeeze

R.R.1.3 Calling for Help

1. Yell loudly if alone
2. If help available send for ambulance
3. Tell helper where to find nearest phone and number to call
4. Tell helper the location; problem; and help required
5. Have helper repeat information back before heading to phone
6. Have helper find out how long ambulance will be and then return with this information

R.R.1.4 Airway Management

1. Turn patient on to side (turn either towards or away from rescuer)
2. Turn face downwards
3. Open mouth and simulate removing any foreign material
4. Tilt patients head back and lift jaw to extend airway

R.R.1.5 Check for Breathing

1. Leave patient in a stable side position
2. LOOK for movement of chest or abdomen
3. LISTEN for sounds of breathing
4. FEEL for escape of air with cheek and place hand below sternum for movement of abdomen

R.R.1.6 Management of Unconscious Breathing Patient

1. Put patient into a stable side position (coma, lateral or recovery position)
2. Extend airway by neck extension and jaw lift
3. Continue to monitor AIRWAY, BREATHING and CIRCULATION (ie feel for pulse)
4. Treat for shock - reassure, oxygen, protect from environment & record details

R.R.1.7 Commencing Rescue Breaths (on mannequin)

1. Position self on knees at level of mannequins upper torso
2. Extend airway by tilting back head and using jaw thrust via pistol grip
3. Seal nose either with upper hand or using cheek
4. Seal mouth
5. Inflate mannequins chest twice

R.R.1.8 Check for Circulation

1. Feel for carotid pulse on mannequin - take five seconds
2. Have students locate carotid pulse on each other
3. Have students locate radial pulse on each other

R.R.1.9 Continuing Rescue Breaths

If patient has a pulse:

1. Deliver breaths to mannequin at one every 4-5 seconds (12-15 per minute)
2. Turn head towards mannequins chest between breaths to watch rise and fall of chest
3. Count between each breath - "ONE and TWO and THREE and FOUR" ***BREATH*** (another method is to count each breath "LOOK - LISTEN - FEEL - ONE" - ***BREATH*** - "LOOK - LISTEN - FEEL - TWO" - ***BREATH*** *etc)*
4. Check for pulse again after first minute then every two minutes

R.R.1.10 Airway Obstruction

Instructor tells rescuer that they cannot get air into the patient:

1 Recheck: airway for obstruction; head tilt; and jaw thrust then retry
2 If not successful - deliver three back blow with flat of hand then retry (try this up to 3 times)
3 If still not successful - deliver lateral thrust with both hands spread beneath arm pit of patient then retry
4 If still not successful - try blowing harder

Copyright © 2009 AUSI Pty Ltd ACN 062 887 969

R.R.1.11 Stomach Distension whilst Performing Rescue Breaths

Instructor tells rescuer that stomach dissension has occurred:

1. Recheck: airway for obstruction; head tilt; and jaw thrust
2. Blow softer if this was cause
3. DO NOT press on stomach

R.R.1.12 Regurgitation or Vomiting Whilst Performing Rescue Breaths

Instructor tells rescuer that regurgitation or vomiting has occurred:

1. Turn mannequin on side and simulate clear airway
2. If vomiting - check for breathing
3. Recommence rescue breaths

R.R.1.13 Positioning and Sealing a Pocket Mask (on patient)

1. Position self on knees behind patients head
2. Place narrow end of pocket mask on bridge of nose, extend thumbs down both sides of mask and curl fingers under patients jaw
3. Extend airway by tilting back head and using jaw thrust via fingers

R.R.1.14 Rescue Breaths with a Pocket Mask

1. Repeat R.R.1.1 - R.R.1.5 (no breathing)
2. Position self on knees behind mannequins head
3. Place narrow end of pocket mask on bridge of nose, extend thumbs down both sides of mask and curl fingers under mannequins jaw
4. Extend airway by tilting back head and using jaw thrust via fingers
5. Seal mouth around tube of mask
6. Inflate mannequins chest five times in 10 seconds
7. Repeat R.R.1.8 and R.R.1.9

R.R.1.15 Single Operator CPR

1. Repeat R.R.1.1 - R.R.1.8 (no pulse)
2. Position self on knees at level of mannequins upper torso
3. Locate compression point
4. Deliver 30 compressions at the rate of 100 per minute and then two breaths
5. Turn head towards mannequins chest between breaths to watch rise and fall of chest
6. Count compressions
7. Check for pulse again after two minutes
8. Continue cycle until help arrives or exhaustion

Resuscitation Session 2

R.R.2.1 Revision of Management of Unconscious Breathing Patient

1. Repeat R.R.1.1 - R.R.1.6

R.R.2.2 Revision of Rescue Breaths

1. Repeat R.R.1.1 - R.R.1.12

R.R.2.3 Revision of Rescue Breaths with a Pocket Mask

1. Repeat R.R.1.14

R.R.2.4 Revision of Single Operator CPR

1. Repeat R.R.1.15

R.R.2.5 Two Operator CPR

1. Repeat R.R.1.1 - R.R.1.8
2. Second rescuer positions self on opposite side of patient to other rescuer
3. Second rescuer locates compression point
4. Second rescuer delivers compressions at a rate of 100 per minute without pausing
5. First rescuer delivers two rescue breaths every 30 compressions at end of compression down stroke
6. Count compressions
8. Continue cycles checking for pulse every two minutes
9. Exchange roles during pulse checks

R.R.2.6 Two Operator CPR with Pocket Mask

1. Repeat R.R.2.5 with the rescuer doing inflations using a pocket mask as described in R.R.1.14

Copyright © 2009 AUSI Pty Ltd ACN 062 887 969

Resuscitation Session 3 (Oxygen)

R.R.3.1 Assembling Oxygen Equipment

Before assembling the oxygen equipment check the following:

- hands are clean (free of oil and grease)
- area is well ventilated
- no naked flames or flammable substances in the vicinity

1. Remove protective valve cover and "crack" cylinder to remove any dust and particles
2. Ensure o-ring or seal is in place on regulator or adaptor
3. If using adaptor locate and attach
4. Locate regulator first stage onto oxygen cylinder valve or adaptor and tighten
5. Lay cylinder down
6. Ensure that all flow valves are turned off
7. Point gauge away from people and turn cylinder on slowly
8. Turn off again and watch gauge for any sign of leakage
9. If leakage - locate and fix
10. Turn valve on again slowly at least one full turn and check contents of cylinder
11. Check function of attached delivery devices

WARNINGS: (i) Use oxygen in a well-ventilated area.

(ii) Do not use oxygen in the near vicinity of naked flames or flammable substances.

(iii) Do not use non oxygen-dedicated equipment with oxygen.

(iv) Position oxygen equipment where it cannot fall and injure anyone.

R.R.3.2 Disassembling Oxygen Equipment

1. Turn cylinder valve off
2. Purge pressure from lines
3. Disassemble equipment, clean and store

R.R.3.3 Provide O_2 via Demand Valve

1. Set up oxygen equipment as per R.R.3.1 with a demand valve attached to the first stage
2. Take two or three breaths from unit to ensure correct function
3. Reassure patient that oxygen will make them feel better
4. Have patient hold demand valve and breathe normally from it
5. If demand valve has mouthpiece rather than oronasal mask then apply nose clip to patient
6. Continually monitor patient, reassure and check response to oxygen

R.R.3.4 Provide O_2 via Non-Rebreather Mask

1. Set up oxygen equipment as per R.R.3.1
2. Unkink non-rebreather mask tubing and attach to constant flow outlet
3. Turn on constant flow outlet and set to 15 litres/minute
4. Prime non-rebreather mask reservoir by placing thumb on valve inside mask at base
5. Place top of mask over bridge of patients nose
6. Place elastic strap over back of patients head and tighten at front
7. Gently squeeze metal strip at top of mask to conform to patients nose
8. If conscious - reassure patient that oxygen will make them feel better and to breathe normally
9. Continually monitor non-rebreather mask reservoir (check for size, movement, condensation within mask and vomiting) - if necessary adjust flow rate
10. If on maximum flow rate and still not enough - remove one of non-return valves from side of mask

R.R.3.5 Rescue Breaths with O_2 via Pocket Mask

1. One rescuer follows steps for rescue breaths with a pocket mask as per R.R.1.14
2. Second rescuer sets up oxygen equipment as per R.R.3.1
3. Unkink oxygen tubing and attach one end to constant flow outlet and other to nipple on pocket mask
4. Turn on constant flow outlet and set to 15 litres/minute

R.R.3.6 Two Operator CPR with O_2 via Pocket Mask

1. One rescuer follows steps for single operator CPR as per R.R.1.15
2. Second rescuer sets up oxygen equipment and pocket mask as per R.R.3.5
3. Switch to two operator CPR with a pocket mask as per R.R.2.6

Copyright © 2009 AUSI Pty Ltd ACN 062 887 969

R.R.3.7 Providing Oxygen to a Conscious Diver Suspected of DCI

1. Lay flat
2. Provide 100% oxygen via demand valve as per R.R.3.3
3. Switch from demand valve to non-rebreather mask as per R.R.3.4
4. Have diver breathe as shallow as possible - adjust flow rate
5. Treat for shock: reassure; protect; record details etc

R.R.3.8 Providing Oxygen to a Conscious Diver with Breathing Difficulty

1. Allow to position in way most comfortable for patient
2. Provide 100% oxygen via demand valve as per R.R.3.3
3. Switch from demand valve to non-rebreather mask as per R.R.3.4
4. Have diver breathe very rapidly - adjust flow rate then remove non-return valve on side of mask
5. Treat for shock: reassure; protect; record details etc

R.R.3.9 Full Scenario

This exercise combines all skills learnt in the three resuscitation sessions and should be carried out as a team effort. Allow time between each change in condition so that the team can stabilise their activity. Oxygen equipment should be disassembled before starting the exercise but be accessible to the rescuers.

1. Fully conscious patient displays signs of DCI
2. Patient becomes unconscious
3. Patient has respiratory arrest
4. Airway obstruction exists
5. Patient has cardiac arrest
6. Patient regurgitates
7. Patient has spontaneous pulse and breathing but remains unconscious

R.R.3.10 Cleaning and Sterilising Equipment (oxygen & mannequins)

1. Disassemble equipment
2. Discard of any disposable parts
3. Pre-rinse appropriate parts (see equipment users manual) with cold running water
4. Wash thoroughly in warm water with appropriate detergent (see equipment users manual)
5. Dry then place in appropriate disinfectant (see equipment users manual)
6. Rinse thoroughly in clean water
7. Dry, reassemble and test

Copyright © 2009 AUSI Pty Ltd ACN 062 887 969

OCEAN SCENARIOS

Each student is to be actively involved as a rescuer in one or more of the ocean scenarios listed below:

Scenario A: Diver suffers from cramp on surface and is subsequently unable to use affected leg,
Scenario B: Diver panics on surface and is then too exhausted to fin,
Scenario C: Diver is unconscious floating face down on surface,
Scenario D: Diver is found unconscious at depth, and
Scenario E: Diver is missing, use the *AUSI Lost Diver Assessment Form*.

The scenarios should be treated as a group exercise with more than one rescuer available where possible.

Each scenario should contain the following elements that should be used as the basis for debriefing the group:

1. Recognition of the incident,
2. Someone taking charge,
3. Assessment of the situation,
4. Appropriate help contacted/used,
5. Appropriate equipment used,
6. Appropriate first aid provided, and
7. Consideration for rescuers safety.

WARNINGS:

(i) Submerged students must have a buddy at all times.
(ii) Exercises shall be conducted in depths between 4 – 6m (15 – 20ft).
(iii) Students **MUST** be warned about the dangers of uncontrolled descents and ascents, ie Rescue Breaths and lung pressure injuries.
(iv) Equipment is easily lost in the ocean - where possible use a clearly designated area.
(v) Weight belts should only be dumped when there is no possibility of a diver below.
(vi) Students to be cautious of straining backs, arms and shoulders when removing patient and equipment from water.

Copyright © 2009 AUSI Pty Ltd ACN 062 887 969

ASSESSMENT

Theory

Theory assessment is conducted continuously though out the course via lesson reviews with a final test to assess knowledge at the conclusion of the course.

Lesson reviews are found at the conclusion of each lesson in the AUSI Course Notes and:

1. Students are to complete the lesson reviews for all theory lessons,
2. Instructors are to discuss each lesson review, and
3. The Lesson Review section of *AUSI Rescue Diver Training Record* is to be signed by both student and instructor.

The *AUSI Rescue Diver Theory Test* must be administered at the conclusion of the theory section of the course and:

1. Students must score 80% to pass,
2. Instructors must review incorrect answers with the student,
3. Both the student and instructor must sign the completed answer sheet,
4. The answer sheet must be kept with the *AUSI Rescue Diver Training Record,* and
5. Students who score less than 75% must be re-tested.

Practical

When a skill has been taught and practiced satisfactorily both the instructor and the student are to sign the relevant section of *AUSI Rescue Diver Training Record.*

During practical training sessions the instructor must personally assess skills R.P.1.3 – 8 before proceeding with further skills training.

Use the *AUSI Scuba Rescue Assessment Form* for the assessment of rescue skills.

Resuscitation

Both instructors and students are to sign relevant section of *AUSI Rescue Diver Training Record* when skill has been taught and practiced satisfactorily.

During resuscitation training sessions the instructor must assess each student on the management of a collapsed victim including CPR using an *AUSI Resuscitation Assessment Form.*

Ocean Scenarios

Both instructor and students are to sign relevant section of *AUSI Rescue Diver Training Record* once diver has shown a satisfactory involvement in an ocean scenario.

Copyright © 2009 AUSI Pty Ltd ACN 062 887 969

CERTIFICATION

Before issuing certification the instructor must ensure that:

1. All aspects of the course and appropriate assessments are complete,
2. Both student and instructor have signed the Certificate of Completion,
3. The relevant student records are accurately completed by both student and instructor, and
4. Student's dives are accurately logged in the student's logbook and counter signed by the instructor.

When preparing the certification card and certificate:

1. Ensure all required details are accurately completed,
2. Ensure the Instructor signs the certificate and certification card,
3. Fill in the details of the other certification in the "previous highest certification" section of the student profile on the **AUSI Certification Sheet**, if a dual certification is issued,
4. Before printing, recheck all details,
5. Before laminating the certification card, affix passport photograph, and sign card, and
6. Issue certificate and card to student.

The Student Profile section must be returned to AUSI Head Office by the 14th day of the next month.

If certification is not issued the instructor is to ensure appropriate follow through.

NOTE: Plastic AUSI Certification Cards are available via www.ausi.com.au

NOTE: 1. This course meets the requirements of the DAN SEAP Oxygen Provider course and instructors must ensure all DAN SEAP prerequisites, standards, procedures, teaching guidelines and certification requirements are met for any student receiving the award.

2. Divers who have an AUSI Level IV Scuba Diver award and a recognised current first aid and CPR certificate can be awarded the AUSI Level V Scuba Diver (diver Lifesaver) award.

Copyright © 2009 AUSI Pty Ltd ACN 062 887 969

DEBFIEF

Debrief all students ensuring the following points are covered:

1. What the qualification means,
2. What is required for renewal,
3. Travelling overseas with the qualification,
4. Further education, and
5. Precautions:
   a) Ears,
   b) What to avoid with regard to Decompression Illness,
   c) What to do about Decompression Illness, and
   d) Local diving emergency services.

Where appropriate also include the following:

1. A course assessment sheet to analyse the students impressions of the course,
2. Dive Club and Charter Boat information,
3. Dive Travel,
4. How to purchase equipment, and
5. Special package deals.

NOTE: Plastic AUSI Certification Cards are available via www.ausi.com.au

Copyright © 2009 AUSI Pty Ltd ACN 062 887 969

AUSI RESCUE DIVER

COURSE MATERIALS

AUSI MEDICAL HISTORY FORM

AUSI RESCUE DIVER PARTICIPATION AGREEMENT

AUSI RESCUE DIVER TRAINING RECORD

AUSI SCUBA RESCUE ASSESSMENT FORM

AUSI RESUSCITATION ASSESSMENT FORM

AUSI LOST DIVER ASSESSMENT FORM

AUSI RESCUE DIVER THEORY TEST

AUSI RESCUE DIVER THEORY TEST - ANSWER SHEET

AUSI RESCUE DIVER THEORY TEST - ANSWER TEMPLATE

AUSI RESCUE DIVER INSTRUCTOR CUE CARD

Please photocopy the forms for use as necessary from this section of your AUSI Instructor Manual.
OR
Registered instructors can download an AUSI Level V Scuba (Rescue Diver) Instructor Pack from www.ausi.com.au.

Copyright © 2009 AUSI Pty Ltd ACN 062 887 969

Copyright © 2009 AUSI Pty Ltd ACN 062 887 969

Form 1 (0708) - AUSI MEDICAL HISTORY FORM

This form is used for the assessment of potential problems for persons wishing to partake in AUSI Snorkel or AUSI Scuba programs. In the interest of your safety it is important that you give true, full and complete answers to all questions. Your instructor may advise you to have a full diving medical before diving or may recommend that you do not dive at all.

IMPORTANT: Do you understand that incorrect or misleading information can lead to serious injury resulting in permanent damage or death? YES ☐ NO ☐

A. PERSONAL DETAILS

Name _____ Date of Birth ___/___/___

Address _____

Contact Email: _____ Mobile: _____ Phone: _____

Sex : Male ☐ Female ☐ Occupation _____

Where did you hear about this course? _____

B. GENERAL INFORMATION

	YES	NO	
1. Are you a non-swimmer?	☐	☐	
2. Have you ever had trouble in water?	☐	☐	Details _____
3. Have you scuba dived previously?	☐	☐	Details _____
4. Are you in good health?	☐	☐	Details _____
5. Are you on any medication?	☐	☐	Details _____
6. Operations within the last six months?	☐	☐	Details _____
7. Is there a family history of heart disease?	☐	☐	Details _____
8. Do you have any disease or disability	☐	☐	Details _____
9. Do you smoke?	☐	☐	

Pack Years (Should be < 10)

Cigarettes per day ☐ Multipliy by years of smoking ☐ Divide by 20 = ☐

	YES	NO
10. Have you consumed alcohol or any other drugs within the last 24 hours?	☐	☐
11. Will you be flying or going to altitudes above 300m within 24 hours after your last scuba dive?	☐	☐

Do you suffer from, or have you ever suffered any of the following?

12. Ear problems when flying or diving	☐	☐	16. Migraine or severe headache	☐	☐
13. Ruptured eardrum	☐	☐	17. Depression, claustrophobia or panic attacks	☐	☐
14. Chronic ear discharge or infection	☐	☐	18. Back problems	☐	☐
15. Sea sickness	☐	☐	19. Recompression for a diving related illness	☐	☐

C. MEDICAL HISTORY - Do you suffer from, or have you ever suffered any of the following?

	YES	NO		YES	NO
1. Ear surgery (other than drainage)	☐	☐	11. Pneumothorax (collapsed lung)	☐	☐
2. Persistent ringing noises or deafness	☐	☐	12. Persistent fainting or blackouts	☐	☐
3. Persistent loss of balance	☐	☐	13. Head injury requiring hospitalisation	☐	☐
4. Persistent allergies affecting nose/sinuses	☐	☐	14. Epilepsy or fits	☐	☐
5. Persistent cough or coughing blood	☐	☐	15. Any brain or spinal disorder	☐	☐
6. Recurrent chest/lung infections/problems	☐	☐	16. Diabetes	☐	☐
7. Abnormal chest pain	☐	☐	17. Heart disease	☐	☐
8. Chest surgery (heart or lung)	☐	☐	18. High blood pressure	☐	☐
9. Abnormal shortness of breath	☐	☐	19. Pulse irregularities	☐	☐
10. Asthma, wheezing or use of a puffer	☐	☐	20. Are you pregnant. or trying to be pregnant?	☐	☐

D. DECLARATION

I certify that the above information is true and complete to the best of my knowledge and I hereby authorize Dr _____ Phone # _____ to supply medical information relevant to this course regarding me to my instructor in my own personal interest.

Student's signature _____ Date ___/___/___

Instructor's signature _____ Instructor #: _____

Copyright © 2008 AUSI Pty Ltd ACN 062 887 969

..

AUSI Rescue Diver Participation Agreement (1)

This is an important document that affects your legal rights and should be read carefully and the terms understood before signing.

THIS AGREEMENT IS BETWEEN

_____ ACN _____
(DIVE SCHOOL NAME)

of _____ in the State of _____
(Address)

AND its diving instructors, employees and agents (Hereinafter referred to as "the Dive School")

AND

_____
(NAME OF STUDENT)

of _____ in the State of _____
(Address)

(Hereinafter referred to as "the Student")

The Course

The Student wishes to participate in an Australian Underwater Scuba Instructors (AUSI) Rescue Diver Course of instruction conducted by the Dive School which will take place on dates and times to be confirmed and comprise of six theory modules, three practical training sessions, three resuscitation and oxygen equipment sessions and one ocean training session ("the Course").

The Dive School agrees to provide to the Student as part of the Course the following:

☐ Course Materials	☐ Certification	☐ Snorkelling Equipment
☐ Air Fills	☐ Boat Hire	☐ Wetsuit & Weight Belt
☐ Pool Entrance	☐ Accommodation	☐ Scuba Equipment

In consideration of the Dive School conducting the Course the Student has agreed to pay the Dive School the sum of $_____ to participate in the Course ("the Course fee"). The Student acknowledges the Course fee does not include the cost of additional theory lectures, practical training sessions and ocean dives which the Dive School may determine the student must undertake in order to complete the Course. The Student also agrees to pay for any lost or damaged equipment that has been issued to the Student by the Dive School for their use during the Course.

If the Dive School in its absolute discretion determines the student has successfully completed the Course and otherwise satisfied AUSI Standards and Procedures, the Student will be issued with an AUSI Rescue Diver certification and/or an AUSI Level V Scuba Diver if the Student is already a holder of an AUSI Level IV scuba Diver award.

Statement of Limitations

Upon successful completion of the course the Student will have been taught by the Dive School the general principles of scuba rescue, resuscitation and oxygen equipment skills. The Student acknowledges that the Course provides limited theoretical and practical training and experiences sufficient to enable the Student to participate in rescue situations to the maximum depth of their previous training during daylight hours ie 18 metres (60 ft) (Level II - Open Water), 30 metres (100 ft) (Level III - Advanced), and 39 metres (130 ft) (Level IV- Deep Specialty), with direct vertical access to the surface. The Student also acknowledges that without further training and experience he/she should only undertake dives appropriate to his/her level of training and experience. The Student further acknowledges that annual renewal of the resuscitation and oxygen provider section of the course is required.

WARNING - RISKS OF SNORKELLING AND SCUBA DIVING

BY SIGNING THIS DOCUMENT YOU EXPRESSLY ASSUME ALL THE RISKS, HAZARDS AND DANGERS ASSOCIATED WITH SNORKELLING AND SCUBA DIVING.

The Dive School hereby provides the Student with notice to warn him/her of the inherent risks, hazards and dangers of recreational snorkelling and/or scuba diving:

☐ 1. The underwater environment is alien to human beings and as a consequence snorkel and scuba diving are risk inherent adventure activities which expose participants to the risk of serious injury or death.

☐ 2. Many of the physiological effects on the human body due to the underwater environment and the pressure changes experienced whilst scuba diving are not properly understood.

☐ 3. The long-term effects of scuba diving on the human body are generally either not known or not properly understood and there may be adverse health effects on the human body resulting from scuba diving which are presently unknown or not fully known.

☐ 4. No decompression table or diving computer is completely safe and despite observance of safe diving practices, including diving within the tables or in accordance with the dive computer calculations, there is an inherent risk of developing decompression illness.

☐ 5. Communication under water is limited to hand signals and, as a consequence of reduced visibility or separation, communication between the instructor and the Student may be difficult or not possible.

☐ 6. Snorkel and scuba diving can involve strenuous physical exertion under certain conditions which may include swimming underwater or on the surface against a current or tidal stream, in rough seas over long distances.

☐ 7. The taking of various medications or drugs may have adverse health effects resulting from pressure changes associated with scuba diving. These are or may be unknown and medical advice should be obtained from an appropriately qualified diving doctor.

The Student expressly acknowledges he/she understands that recreational snorkel and scuba diving involves risk, hazards and dangers which could result in serious injury or death. The Student nevertheless wishes to participate in the Course and willingly accepts and expressly assumes all such risks, hazards and dangers.

Copyright © 2005 AUSI Pty Ltd ACN 062 887 969

AUSI Rescue Diver Participation Agreement (2)

Liability Release and Indemnity Agreement

The Student, in consideration of the Dive School agreeing to accept his/her participation in, and to instruct the Student during the Course, agree to release the Dive School from all loss, damage, claims, demands, suits, actions or proceedings of any kind directly or indirectly arising out of or resulting from an accident or happening, equipment failure, latent conditions, damage, death, injury or loss arising or occurring to or suffering by him/her during or after the Course or during of after any subsequent snorkel or scuba diving activity or related activity whether or not the same shall have been caused by, or contributed to in whole or in part to the negligence of or breach of contract by the Dive School.

The Student expressly acknowledges that he/she is in good health and is not aware of any medical or health reason why he/she should not participate in scuba or snorkel diving and he/she has fully and truthfully disclosed to the Dive School and any doctor examining him/her for the purpose of determining his/her fitness to dive:-

(i) any medical or health condition suffered by or affecting him/her of which he/she is aware;

(ii) all medications or drugs which he/she is taking or takes from time to time;

The Student expressly acknowledges that he/she has read and understood this agreement, and specifically the waiver of legal rights and notice warning of some of the risks inherent in the activities of snorkel and scuba diving, and agrees to be bound by them.

This agreement does not purport to or have the effect of excluding, restricting or modifying the application of any of the provisions of the *Fair Trading Act* or the *Trade Practices Act* or the exercise of a right conferred by any such provision or any liability for a breach of condition or warranty implied by such provision.

SIGNED for and on behalf of

)

[name of Dive School] ……) X

) ……

SIGNED SEALED AND DELIVERED by the said

)

[name of Student] ……..……..) X

) ……

in the presence of

Witness xx ……..

IF THE STUDENT IS UNDER THE AGE OF 18 YEARS THIS AGREEMENT IS TO BE READ CAREFULLY AND THEN SIGNED BY THE STUDENT'S PARENTS OR LEGAL GUARDIAN WHERE INDICATED BELOW:

In consideration of the Student being permitted to undertake the Course I, _____, being at least eighteen years of age and the parent or legal guardian of the Student, on behalf of myself and the Student, agree to be bound by the terms and conditions of this agreement. I hereby acknowledge that I have read and understood this agreement, in particular, the Statement of Limitations, Express Assumption of Risk Agreement and the Liability Release and Indemnity Agreement and hereby give my consent to the Student participating in the Course with full knowledge of the inherent risks involved.

I expressly acknowledge that the Student is in good health and that I am not aware of any medical or health reason why he/she should not participate in scuba or snorkel diving and that I have fully and truthfully disclosed to the Dive School and any doctor examining him/her for the purpose of determining his/her fitness to dive:-

(i) any medical or health condition suffered by or affecting him/her of which he/she is aware;

(ii) all medications or drugs which he/she is taking or takes from time to time;

SIGNED SEALED AND DELIVERED by the said

)

[name of Father/Mother/Legal Guardian] ……..……..) X

) ……

in the presence of

Witness xx ……..

Copyright © 2005 AUSI Pty Ltd ACN 062 887 969

AUSI RESCUE DIVER TRAINING RECORD (1)

Student's Name: _____ **Course No.:** _____

PREREQUISITES: (as per AUSI Instructor Manual - Rescue Diver Standards)

Medical statement ❑
At least 15 years of age ❑
AUSI Level II or approved equivalent ❑

Comments

SATISFIED ALL PREREQUISITES	Student to sign	Instructor to sign	Instructor No.	Date

THEORY INSTRUCTION: (as per AUSI Rescue Diver Course Notes)

Class	Date	Student	Instructor	No.	Review	Date	Student	Instructor	No.
LV/1					LV/1				
LV/2					LV/2				
LV/3					LV/3				
LV/4					LV/4				
LV/5					LV/5				
LV/6					LV/6				

SATISFACTORY COMPLETION OF THEORY COMPONENT	Student to sign	Instructor to sign	Instructor No.	Date

PRACTICAL INSTRUCTION: (as per AUSI Instructor Manual - Rescue Diver Teaching Guidelines)

Session	Date	Instructor	No.	Session	Date	Instructor	No.
# 1				# 3			
# 2							

Practical Skills	Session #	Student
01 Gearing up		
02 Buddy checks		
03 Head-up step entry		
04 Neutral buoyancy check		
05 Regulator skills		
06 Mask skills		
07 Out Of Air Drill		
08 Mid-water hovers		
09 Weight belt removal & replacement (1.5m & surface)		
10 Find, clear and use mask without strap		
11 Entangled buddy		
12 Cramp removal		
13 Tired diver tows - doh-cee-doh		
14 Tired diver tows - extended arm (tank valve)		
15 Tired diver tows - wheel barrow (push)		
16 Panicking diver on surface		
17 Unconscious diver on surface		
18 Surface EAR		
19 Rescue of unconscious diver at depth		

Comments

SATISFACTORY COMPLETION OF PRACTICAL SKILLS	Student to sign	Instructor to sign	Instructor No.	Date

OCEAN SCENARIOS: (as per AUSI Instructor Manual - Rescue Diver Teaching Guidelines)

Scenarios Involved In
A ❑ B ❑ C ❑ D ❑ E ❑

	Student	Instructor	No.

SATISFACTORY INVOLVEMENT IN OCEAN SCENARIO	Student to sign	Instructor to sign	Instructor No.	Date

Copyright © 2005 AUSI Pty Ltd ACN 062 887 969

AUSI RESCUE DIVER TRAINING RECORD (2)

Student's Name: _____ **Course No.:** _____

RESUSCITATION SESSIONS: (as per AUSI Instructor Manual - Rescue DiverTeaching Guidelines)

Session	Date	Instructor	No.	Session	Date	Instructor	No.
# 1				# 3			
# 2							

Resuscitation & Oxygen Skills	Session #	Student
01 Approaching a collapsed victim		
02 Checking for a response		
03 Calling for help		
04 Airway management		
05 Check for breathing		
06 Management of unconscious breathing patient		
07 Commencing EAR (on mannequin)		
08 Check for circulation		
09 Continuing EAR		
10 Airway obstruction		
11 Stomach distention whilst performing EAR		
12 Regurgitation or vomiting whilst performing EAR		
13 Positioning and sealing a pocket mask (on patient)		
14 EAR with a pocket mask		
15 Single operator CPR		
16 Two operator CPR		
17 Two operator CPR with pocket mask		
18 Assembling oxygen equipment		
19 Disassembling oxygen equipment		
20 Provide O_2 via demand valve		
21 Provide O_2 via non-rebreather mask		
22 EAR with O_2 via pocket mask		
23 Two operator CPR with O_2 via pocket mask		
24 Providing O_2 to a conscious diver suspected of DCI		
25 Providing O_2 to a conscious diver with breathing difficulty		
26 Full scenario exercise		
27 Cleaning and sterilising equipment (oxygen & mannequin)		

Comments

SATISFACTORY COMPLETION OF RESUSCITATION & O_2 SKILLS	Student to sign	Instructor to sign	Instructor No.	Date

CERTIFICATION REQUIREMENTS: (as per AUSI Instructor Manual - Rescue Diver Standards)

Satisfactory theory test ❑
Completed theory component ❑
Completed practical skills training ❑
Satisfactory rescue on AUSI Rescue Assessment Form ❑
Completed resuscitation and oxygen skills training ❑
Satisfactory resuscitation on AUSI Resus Assessment Form ❑
Satisfactory involvement in an ocean scenario ❑

Comments

Current certification level *Level II* ❑ *Level III* ❑ *Level IV* ❑

Certifiction issued: Rescue Diver ❑ Certification Number: _____

AUSI Level V Scuba Diver ❑ Certification Number: _____

AUSI Rescue Diver Certificate of Completion

I _____ on this day _____ hereby state that the above record of my AUSI Rescue Diver training is correct and that I understand the general principles of rescue theory taught to me and feel proficient and confident of performing the rescue to the maximum depth of their previous training during daylight hours ie 18 metres (60 ft) (Level II - open water), 30 metres (100 ft) (Level III - advanced), and 39 metres (130 ft) (Level IV- deep specialty), with direct vertical access to the surface, resuscitation and oxygen provision skills taught to me and acknowledge that renewal of the resuscitation and oxygen provider elements is required.

Student's Signature: _____ Certifying Instructor's Signature: _____ Certifying Instructor's Number: _____

Copyright © 2005 AUSI Pty Ltd ACN 062 887 969

AUSI SCUBA RESCUE ASSESSMENT FORM (0809)

Candidates Name: _____ **Date:** _____

Assessors Name: _____ **Instructor #:** _____

Site: _____ **Rescue #:** _____

Time Started: _____
Time Finished: _____
Time Taken: _____

INITIAL RESONSE	Must	Should	COMMENTS
Danger identified and removed	❑		
Stay calm		❑	
Call for assistance to stand by	❑		
Clear instructions given		❑	
Assign lookout		❑	
ENTRY & ON SURFACE			
Head-up entry	❑		
Head-up approach on surface	❑		
Efficient use of time	❑		
Descend directly over bubbles	❑		
UNDERWATER			
Secure patient	❑		
Ascend with patient	❑		
Neck extension during ascent	❑		
Normal controlled ascent	❑		
BEGINNING EAR			
Patient face-up on surface	❑		
Patient secured		❑	
Weight belts removed	❑		
BC's inflated		❑	
Regulators and masks removed	❑		
Airway extension	❑		
Sufficient height to achieve a good seal	❑		
5 full breaths	❑		
Time from reaching surface to beginning breaths doesn't exceed 15 seconds	❑		
CONTINUING EAR			
Call for emergency services	❑		
Information adequate		❑	
Maintain rescue breath rate	❑		
Maintain nose seal	❑		
Remove own scuba gear (if applicable)		❑	
Remove patients scuba gear (if applicable)		❑	
Secure and tow patient (at least 25m)	❑		
EXIT			
Remove patient from water		❑	
Assess patient (DRABCDEF)	❑		
Arrange for oxygen	❑		
POSSIBLE	23	9	
TOTALS			
MINIMUM REQUIRED	22	6	

WAS RESCUE EFFECTIVE? (NO = FAIL) - explain why! ❑

PASS / FAIL

GENERAL COMMENTS

Copyright © 2005 AUSI Pty Ltd

..

AUSI RESUSCITATION & O_2 ASSESSMENT FORM (1)

Candidates Name: _____ **Date:** _____

Assessors Name: _____ **Instructor #:** _____

Scenario: _____ **Scenario #:** _____

INITIAL RESONSE	Must	Should	COMMENTS
Danger identified and removed	❑		
Stay calm		❑	
Response checked - touch and voice	❑		
CONSCIOUS PATIENT			
Positioning appropriate	❑		
Reassurance		❑	
Oxygen (demand or non-rebreather)	❑		
Monitoring patients condition	❑		
Monitoring vital signs		❑	
Protect from environment		❑	
Secondary assessment		❑	
UNCONSCIOUS BREATHING PATIENT			
Call for *"HELP!"*	❑		
Turn on side	❑		
Open, drain and clear airway	❑		
Check for breathing (look, listen and feel)	❑		
Maintain airway (jaw support)	❑		
Oxygen via non-rebreather mask	❑		
Stable side position	❑		
Monitoring vital signs	❑		
RESPIRATORY FAILURE (use mannequin)			
Turn onto back	❑		
Give 2 full rescue breaths i	❑		
Breaths effective	❑		
Rescuer watching rise and fall of chest	❑		
Carotid pulse checked (approximately 5-10 seconds)	❑		
Adequate time taken when checking pulse	❑		
RESCUE BREATHS			
Maintain technique	❑		
Regular recovery checks	❑		
Oxygen via pocket mask		❑	
CARDIAC FAILURE (CPR)			
Locate compression point	❑		
Compressions effective	❑		
Maintain rate and ratio	❑		
Regular recovery checks	❑		
2 OPERATOR CPR			
Bystanders checked for CPR training		❑	
Precise instructions		❑	
Effective		❑	
Oxygen via pocket mask		❑	
POSSIBLE	24	10	
TOTALS			
MINIMUM REQUIRED	23	6	
WAS RESCUSCITATION EFFECTIVE? (NO = FAIL) - explain why!	❑		**PASS / FAIL**

GENERAL COMMENTS

Copyright © 2009AUSI Pty Ltd

AUSI RESUSCITATION & O_2 ASSESSMENT FORM (2)

Candidates Name: _____ **Date:** _____

Assessors Name: _____ **Instructor #:** _____

Scenario: _____ **Scenario #:** _____

OXYGEN EQUIPMENT ASSEMBLY	Must	Should	COMMENTS
Area checked for dangers with oxygen	❑		
Cylinder cracked		❑	
Gauge faced away from people when turning on	❑		
Correct function of equipment checked	❑		
OXYGEN DELIVERY			
Cylinder lying down and secure	❑		
Appropriate delivery method used		❑	
Appropriate flow rates		❑	
Appropriate patient position		❑	
Oxygen delivery effective	❑		
Monitor patient & record response	❑		
Reassure patient		❑	
Calculate duration oxygen cylinder at current rate		❑	
OXYGEN EQUIPMENT DISASSEMBLY			
Turn cylinder off		❑	
Purge line	❑		
Disassemble and pack up equipment		❑	
COMPLICATIONS (can be oral)			
Severe bleeding	❑		
Regurgitation	❑		
Vomiting	❑		
Airway obstruction	❑		
Stomach distension	❑		
Oxygen demand valve uncomfortable	❑		
Over breathing using oxygen non-rebreather mask	❑		
ORGANISATION			
Emergency services called	❑		
Information given is adequate	❑		
Bystander sent to meet emergency services		❑	
Bystander assigned crowd control		❑	
Details recorded		❑	
Hygiene considered		❑	

		Must	Should
	POSSIBLE	16	12
TOTALS			
	MINIMUM REQUIRED	15	7

WAS RESCUSCITATION EFFECTIVE? (NO = FAIL) - explain why!	❑		**PASS / FAIL**

GENERAL COMMENTS

Copyright © 2009AUSI Pty Ltd

AUSI LOST DIVER ASSESSMENT FORM

Candidates Name: _____ **Date:** _____

Assessors Name: _____ **Instructor #:** _____

Site: _____ **Scenario #:** _____

Time Started: _____
Time Finished: _____
Time Taken: _____

INITIAL RESONSE	Must	Should	COMMENTS
Mark spot	❑		
Record time	❑		
Stay calm (clear instructions)		❑	
Assign lookout	❑		
QUESTION BUDDY			
When was buddy last seen?	❑		
At what depth?	❑		
How much air was left?	❑		
Was buddy's behaviour normal at the time?	❑		
Is this behaviour normal for the buddy?	❑		
CALL FOR HELP			
Decide how long to wait based on above information		❑	
Recall divers	❑		
Call for help from other dive boats		❑	
Call for help from rescue organisations	❑		
Correct radio procedure		❑	
ORGANISE SEARCH			
Snorkellers used where possible		❑	
All searchers in buddy pairs		❑	
Searchers health not risked (eg. Cold, DCI, solo)	❑		

		Must	Should
	POSSIBLE	12	6
TOTALS			
	MINIMUM REQUIRED	11	3

WAS SCENARIO SAFE? (NO = FAIL) - explain why!	❑		**PASS / FAIL**

GENERAL COMMENTS

Copyright © 2005 AUSI Pty Ltd ACN 062 887 969 2005

..

AUSI RESCUE DIVER
THEORY TEST (Metric -0809)

DIRECTIONS:

- Do not mark question sheet
- Write name, date and course number on the answer sheet
- Circle the best answer - there is only one correct answer
- Write all answers on the answer sheet provided
- Answer all questions
- A score of 80% is required to pass

1. An AUSI Level V Scuba Diver can:

a) dive to 39m during daylight hours or at night
b) dive with another diver to 39m
c) dive to 18m at night and 39m during daylight hours with another similarly qualified diver
d) dive to 18m at night and 39m during daylight hours with any other qualified diver

2. How often does an AUSI Level V Scuba Diver or Rescue Diver require recertification?

a) every 6 months
b) every 12 months
c) every 2 years
d) never

3. An AUSI Rescue Diver can:

a) dive to their highest level of AUSI Scuba diver training (ie Level II or Level III)
b) dive to 39m during daylight hours or at night
c) dive with another diver to 39m
d) dive to 18m at night and 39m during daylight hours with another similarly qualified diver

4. What should the minimum air pressure be in a divers cylinder when they reach the surface?

a) 25 atm
b) 50 atm
c) 75 atm
d) 100 atm

5. Which of the following is the <u>least</u> important consideration when choosing a buddy?

a) their size
b) experience
c) level of training
d) when they last dived

6. The buddy check should confirm that:

a) all scuba equipment functions correctly
b) the safety regulator works and computer is turned on
c) all snorkelling gear is in place and all scuba gear functions correctly
d) the diver has their certification card and it is current

7. When choosing a dive site the most important consideration is:

a) the least experienced diver
b) an alternate site
c) state of the tides
d) water clarity

8. A 34 year old diver needs a diving medical every:

a) 12 months
b) 3 years
c) 5 years
d) 6 years

9. If out of air, after giving the appropriate signal you would expect to:

a) do an emergency free ascent
b) breathe off your buddy's main regulator
c) breathe off your safety regulator
d) breathe off your buddy's safety regulator

10. Emergency free ascents are dangerous due to the risk of:

a) immediate onset Decompression Illness
b) delayed onset Decompression Illness
c) sudden unconsciousness
d) all of the above

11. Why is diving beyond the no-decompression limits (ie decompression diving) dangerous?

a) increased risk of nitrogen narcosis
b) not enough air available in a normal cylinder
c) in an emergency the surface is not safely available
d) all of the above

12. Diving with a hangover is highly undesirable due to:

a) dehydration
b) an increased chance of sea sickness
c) an increased susceptibility to nitrogen narcosis
d) all of the above

13. Which of the following should be avoided after deep diving?

a) driving through hills or mountains in excess of 300m high
b) flying for at least 24 hours
c) vigorous exercise for at least 12 hours
d) all of the above

14. Before using a new dive computer for the first time, the most important thing to do is:

a) plan a safe profile
b) plan to use it conservatively
c) plan no-decompression dives
d) read the manual

15. Upon reaching the surface the first thing to do is to:

a) switch to snorkel
b) signal OK to the boat
c) inflate BC
d) check time

16. An oily taste or smell in scuba air may also indicate the presence of which substance?

a) Oxygen
b) Nitrogen
c) Carbon Dioxide
d) Carbon Monoxide

Copyright © 2005 AUSI Pty Ltd ACN 062 887 969

17. What is the best method of clearing the airway?
a) jaw lift
b) blow into mouth hard
c) slap back
d) tracheotomy

18. When administering one-operator CPR to an adult, the ratio of compressions to breaths is:
a) 30:1
b) 30:2
c) 5:1
d) 5:2

19. After the first pulse check when administering CPR the patient's pulse should be checked every:
a) 6 cycles
b) 12 cycles
c) 1 minute
d) 2 minutes

20. In Australia medical oxygen cylinders are:
a) black
b) white
c) black top with white bottom
d) black bottom with white top

21. Gas exchange occurs in the:
a) Trachea
b) Bronchioles
c) Alveoli
d) all of the above

22. The substance that lines the alveolus is called:
a) Haemoglobin
b) Surfactant
c) Lymph
d) Plasma

23. To be fit to dive your Forced Expiratory Volume in 1 second ($FEV_{1.0}$) must be greater than:
a) 65%
b) 70%
c) 75%
d) 80%

24. The major factor controlling breathing rate is the:
a) level of CO_2
b) level of O_2
c) pulse rate
d) lung capacity

25. Most oxygen is carried around the body by:
a) Platelets
b) Red Blood Cells
c) White Blood Cells
d) Plasma

26. The DES phone number is:
a) 1800 008 200
b) 1800 808 200
c) 1800 800 200
d) 1800 088 200

27. What is the most common symptom of excess carbon dioxide?
a) headache
b) dizziness
c) nausea
d) tingling

28. Suspected carbon dioxide toxicity is best treated by:
a) increasing breathing rate
b) decreasing breathing rate
c) taking deeper breaths
d) relaxing

29. For suspected carbon monoxide toxicity you should give the patient 100% oxygen and:
a) take patient to hospital
b) observe patient for 24 hours
c) arrange for recompression
d) give oral fluids

30. A diver surfaces after a dive to 24 metres after a bottom time of 20 minutes. Within a few minutes the diver complains of difficulty breathing and dizziness and then blacks out. What should the diver be treated for?
a) immediate onset Decompression Illness
b) delayed onset Decompression Illness
c) carbon monoxide poisoning
d) blue ringed octopus bite

31. The correct first aid for a conscious person with suspected bubble trouble (Decompression Illness) is:
a) lay on left side; feet up; 100% oxygen; call DES; rehydrate and treat for shock
b) lay flat; feet up; 100% oxygen; call DES; rehydrate and treat for shock
c) lay flat; 100% oxygen; call DES; rehydrate and treat for shock
d) recovery (coma) position; 100% oxygen; call DES; rehydrate and treat for shock

32. Giving a diver suffering from Decompression Illness 100% oxygen to breathe is beneficial because:
a) nitrogen will diffuse out of the bubble making it smaller
b) oxygen will diffuse out of bubbles to oxygenate tissues
c) oxygen will dilute the build up of carbon dioxide in the tissues
d) oxygen will cause an increased heart rate to pump more blood around the body

33. A feeling of fullness and some pain in the ear after a dive most likely indicates:
a) inner ear damage
b) middle ear squeeze
c) ear drum rupture
d) sinus squeeze

34. Ringing in the ears may indicate:
a) inner ear damage
b) ear drum rupture
c) middle ear squeeze
d) reverse ear squeeze

Copyright © 2005 AUSI Pty Ltd ACN 062 887 969

35. The effect of hyperventilation is to:
a) increases O_2 and decreases CO_2 levels
b) decreases O_2 and increases CO_2 levels
c) increases O_2 and increases CO_2 levels
d) not effect O_2 and decreases CO_2 levels

36. The best way to manage severe bleeding is to:
a) apply a tourniquet
b) apply pressure and elevate limb
c) apply an ice pack and elevate limb
d) bandage entire limb and splint it

37. When suffering from a burn it is best to apply:
a) butter
b) antiseptic cream
c) anaesthetic cream
d) cold water

38. If bitten by a snake it is best to:
a) apply a tourniquet
b) cut wound and allow to bleed
c) apply pressure bandage and immobilise limb
d) take victim directly to hospital

39. A sign of mild hypothermia is:
a) shivering
b) spasmodic shivering
c) numbness
d) muscle rigidity

40. If someone is choking and unable to breathe it is best to first:
a) apply abdominal thrust
b) commence EAR
c) apply back blows
d) apply lateral thrust

41. An apparently recovered near-drowned diver must be:
a) put to bed and observed
b) sent to hospital
c) given 100% oxygen
d) put to bed and given 100% oxygen

42. If you are feeling mildly seasick it is best to:
a) go to the bottom and relax
b) descend to about 2 metres but abort the dive if still feeling unwell
c) use your safety regulator in case you vomit
d) stay on the boat

43. If stung by a jelly fish:
a) rub with wet sand
b) remove tentacles
c) apply vinegar
d) apply alcohol

44. If struck by a sting ray, after removing any spine:
a) immerse in hot water, apply anaesthetic, bandage wound, get an X-ray
b) immerse in hot water, apply anaesthetic, bandage wound
c) apply vinegar and anaesthetic, bandage wound
d) apply vinegar, bandage wound, get an X-ray

45. Upon reaching a shark attack or propeller victim you should:
a) control bleeding in water; get patient to shore; stop bleeding; treat for shock; and send for doctor
b) get patient to shore and go directly to hospital
c) get patient to shore; clean wound; bandage; treat for shock; and send for doctor
d) control bleeding in water; get patient to shore; stop bleeding; treat for shock; and go directly to hospital

46. Referring to the diagram below, match the following list of names with the correct number on the diagram:
a) lung capillaries
b) body capillaries
c) pulmonary artery
d) pulmonary vein
e) main artery (aorta)
f) main vein (vena cava)
g) right atrium
h) left ventricle
i) pulmonary circulation
j) systemic circulation

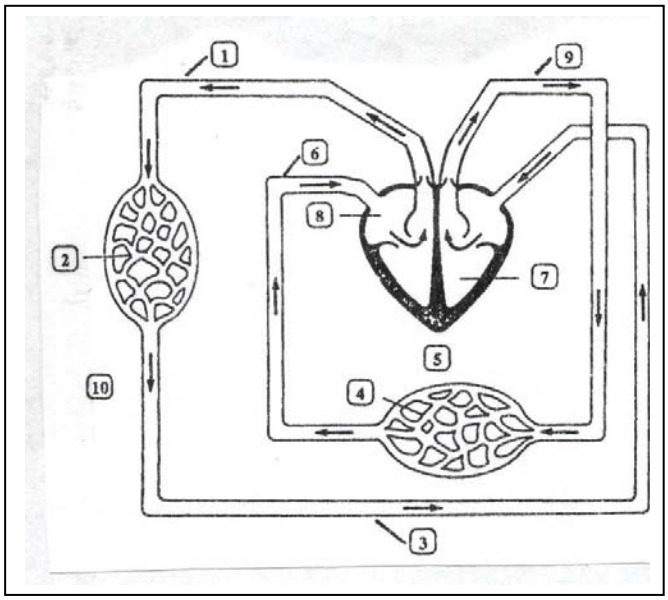

Copyright © 2005 AUSI Pty Ltd ACN 062 887 969

..

AUSI RESCUE DIVER
Theory Test - Answer Sheet (0809)

Name: _____ **Date:** _____ **Course No.:** _____

CIRCLE CORRECT ANSWER - QUESTIONS HAVE ONLY ONE CORRECT ANSWER

1.	**a.**	**b.**	**c.**	**d.**	☐
2.	**a.**	**b.**	**c.**	**d.**	☐
3.	**a.**	**b.**	**c.**	**d.**	☐
4.	**a.**	**b.**	**c.**	**d.**	☐
5.	**a.**	**b.**	**c.**	**d.**	☐
6.	**a.**	**b.**	**c.**	**d.**	☐
7.	**a.**	**b.**	**c.**	**d.**	☐
8.	**a.**	**b.**	**c.**	**d.**	☐
9.	**a.**	**b.**	**c.**	**d.**	☐
10.	**a.**	**b.**	**c.**	**d.**	☐
11.	**a.**	**b.**	**c.**	**d.**	☐
12.	**a.**	**b.**	**c.**	**d.**	☐
13.	**a.**	**b.**	**c.**	**d.**	☐
14.	**a.**	**b.**	**c.**	**d.**	☐
15.	**a.**	**b.**	**c.**	**d.**	☐
16.	**a.**	**b.**	**c.**	**d.**	☐
17.	**a.**	**b.**	**c.**	**d.**	☐
18.	**a.**	**b.**	**c.**	**d.**	☐
19.	**a.**	**b.**	**c.**	**d.**	☐
20.	**a.**	**b.**	**c.**	**d.**	☐
21.	**a.**	**b.**	**c.**	**d.**	☐
22.	**a.**	**b.**	**c.**	**d.**	☐
23.	**a.**	**b.**	**c.**	**d.**	☐
24.	**a.**	**b.**	**c.**	**d.**	☐
25.	**a.**	**b.**	**c.**	**d.**	☐

26.	**a.**	**b.**	**c.**	**d.**	☐
27.	**a.**	**b.**	**c.**	**d.**	☐
28.	**a.**	**b.**	**c.**	**d.**	☐
29.	**a.**	**b.**	**c.**	**d.**	☐
30.	**a.**	**b.**	**c.**	**d.**	☐
31.	**a.**	**b.**	**c.**	**d.**	☐
32.	**a.**	**b.**	**c.**	**d.**	☐
33.	**a.**	**b.**	**c.**	**d.**	☐
34.	**a.**	**b.**	**c.**	**d.**	☐
35.	**a.**	**b.**	**c.**	**d.**	☐
36.	**a.**	**b.**	**c.**	**d.**	☐
37.	**a.**	**b.**	**c.**	**d.**	☐
38.	**a.**	**b.**	**c.**	**d.**	☐
39.	**a.**	**b.**	**c.**	**d.**	☐
40.	**a.**	**b.**	**c.**	**d.**	☐
41.	**a.**	**b.**	**c.**	**d.**	☐
42.	**a.**	**b.**	**c.**	**d.**	☐
43.	**a.**	**b.**	**c.**	**d.**	☐
44.	**a.**	**b.**	**c.**	**d.**	☐
45.	**a.**	**b.**	**c.**	**d.**	☐
46.	**a)** ☐		**f)** ☐		☐☐
	b) ☐		**g)** ☐		☐☐
	c) ☐		**h)** ☐		☐☐
	d) ☐		**i)** ☐		☐☐
	e) ☐		**j)** ☐		☐☐

TEST SCORE: _____ **/ 50** **PASS / FAIL**

STUDENT DECLARATION

I _____ on this day _____ hereby declare that I have discussed my incorrect answers with my instructor _____ # _____ and I acknowledge my understanding in those areas.

Signature: _____ Instructor's Signature: _____ Number: _____

Copyright © 2005 AUSI Pty Ltd

..

AUSI RESCUE DIVER
Theory Test - Answer Template (0809)

1.			○		☐
2.		○			☐
3.	○				☐
4.		○			☐
5.	○				☐
6.			○		☐
7.	○				☐
8.		○			☐
9.				○	☐
10.				○	☐
11.			○		☐
12.				○	☐
13.				○	☐
14.				○	☐
15.			○		☐
16.				○	☐
17.	○				☐
18.		○			☐
19.				○	☐
20.				○	☐
21.			○		☐
22.		○			☐
23.			○		☐
24.	○				☐
25.		○			☐

26.				○	☐
27.	○				☐
28.			○		☐
29.			○		☐
30.	○				☐
31.			○		☐
32.	○				☐
33.		○			☐
34.	○				☐
35.				○	☐
36.		○			☐
37.				○	☐
38.			○		☐
39.		○			☐
40.			○		☐
41.		○			☐
42.		○			☐
43.			○		☐
44.	○				☐
45.	○				☐
46.	2		6		☐☐
	4		8		☐☐
	1		7		☐☐
	3		10		☐☐
	9		5		☐☐

Copyright © 2005 AUSI Pty Ltd ACN 062 887 969

..

AUSI RESCUE DIVER PRACTICAL SKILLS (1)

PRACTICAL TRAINING SESSION 1

- ❶ Equipment assembly
- ❶ Buddy checks
- ❶ Head-up step entry
- ❶ Neutral buoyancy check
- ❶ Regulator skills
- ❶ Mask skills
- ❶ Out of air drill
- ❶ Buoyancy control exercises
- ❶ Incident management
  - broken mask strap
  - entanglement
  - cramp removal
  - weight belt removal & replacement
- ❶ Tired diver tows
  - straight arm tow
  - doh-cee-doh tow
  - wheel barrow tow
- ❶ Panicking diver on surface

PRACTICAL TRAINING SESSION 2

- ❷ Rescue of unconscious diver on surface
  - call for assistance
  - head up entry
  - head up surface approach
  - secure the patient
  - establish positive buoyancy
  - call for help
  - remove gear
  - tow patient 25 metres (30 yds)
  - remove patient from water
  - assess patient
- ❷ Surface Rescue Breaths
  - secure the patient
  - establish positive buoyancy
  - remove regulators & masks (try to keep masks)
  - establish head tilt
  - seal nose
  - give 5 full breaths
  - give call for help
  - 2 rescue breaths in 10 sec & remove gear
  - tow patient 25 metres (30 yds)
  - maintain EAR at 1 breath every 5 seconds

SESSION 2 CONTINUED ON OTHER SIDE

Copyright © AUSI Pty Ltd August 2009

AUSI RESCUE PRAC. & OCEAN SCENARIOS (2)

PRACTICAL TRAINING SESSION 2 (cont)

- ❷ Rescue of unconscious diver from depth
  - call for assistance
  - head up entry
  - head up surface approach
  - descend directly over bubbles
  - secure the patient on bottom
  - ascend with patient (neck extension)
  - secure the patient on surface
  - establish positive buoyancy
  - remove regulators & masks (try to keep masks)
  - establish head tilt
  - seal nose
  - give 5 full breaths
  - give call for help
  - maintain 2 rescue breaths every 10 seconds
  - remove gear
  - maintain 1 rescue breath every 5 seconds
  - remove patient from water
  - assess patient

NOTE:

- Patients face must remain above water
- Simulate breaths by blowing on opposite cheek
- Dumping weight belts can damage pool

PRACTICAL TRAINING SESSION 3

- ❸ Rescue of unconscious diver from depth
- ❸ Revision
  - panicking diver on surface
  - tired diver tows

OCEAN SCENARIOS

Scenario A:
Cramp on surface and unable to use *affected* leg
Scenario B:
Panics on surface and then too exhausted to fin
Scenario C:
Unconscious face down on surface
Scenario D:- *no deeper than 6m (20 ft)*
Unconscious at depth
Scenario E:- *no deeper than 6m (20 ft)*
Missing - unconscious at depth when found

GENERAL WARNINGS

- Remind students about ear & lung pressure injuries
- Don't dump weight belts on other divers
- Care of backs etc when lifting students & gear
- Equipment easily lost - use well marked area
- Students must have a buddy whilst submerged

Copyright © AUSI Pty Ltd August 2009

To waterproof, photocopy sheet, fold in half, tri and laminate

..

Section 5B: AUSI Scuba Teaching Guidelines

LEVEL VI SCUBA DIVER (Level VI Pro) – July 2008

COURSE PLANNING 1

CLASSROOM PRESENTATIONS 5

PRACTICAL SKILLS TRAINING 7

OCEAN TRAINING SESSIONS 12

ASSESSMENT 14

CERTIFICATION 16

DEBRIEF 17

COURSE MATERIALS 19

- **AUSI MEDICAL HISTORY FORM**
- **AUSI LEVEL VI SCUBA DIVER PARTICIPATION AGREEMENT**
- **AUSI LEVEL VI SCUBA DIVER TRAINING RECORD**
- **AUSI LOST DIVER ASSESSMENT FORM**
- **AUSI SCUBA RESCUE ASSESSMENT FORM**
- **AUSI LEVEL VI DIVE LEADERSHIP ASSESSMENT FORM**
- **AUSI LEVEL VI DIVE BRIEF ASSESSMENT FORM**
- **AUSI LEVEL VI SCUBA DIVER THEORY TEST**
- **AUSI PROFESSIONAL ANNUAL RENEWAL FORM**

Copyright © 2008 AUSI Pty Ltd ACN 062 887 969

Copyright © 2008 AUSI Pty Ltd ACN 062 887 969

COURSE PLANNING

The AUSI Level VI (Dive Leader) Scuba Diver course is designed to train divers to:

1. Act as an assistant for AUSI Instructors, however ratios cannot be increased,
2. Organise and conduct scuba diving activities for certified divers, and
3. Act as an underwater guide for certified scuba divers.

NOTE: To practice activities 2 & 3, AUSI Level VI Professional (Dive Master) requirements must be met.

The course has five components:

1. Theory - eight presentations, lesson reviews and theory test,
2. Practical Skills - four sessions,
3. Ocean Skills & Scenarios - three ocean sessions, and
4. Assessment - one dive leadership for divers.

Instructor

The course can only be conducted by an AUSI Level VI Scuba Instructor or higher.

Ratios

1. Theory 12:1,
2. Practical 8:1 or 12:1 with the assistance of a lower level AUSI Scuba Instructor, and
3. Ocean 8:1 or 12:1 with the assistance of a lower level AUSI Scuba Instructor.

Prerequisites

Prerequisites for the AUSI Level VI Scuba Diver course are:

1. Be at least 16 years of age,
2. Be medically fit to scuba dive, use the *AUSI Medical History Form* or approved equivalent,
3. Be a certified AUSI Level V Scuba Diver or approved equivalent, and
4. Have completed at least 25 scuba dives in varying conditions.

Before conducting the course ensure that students meet all the prerequisites and sign the *AUSI Level VI Scuba Diver Participation Agreement*.

Copyright © 2008 AUSI Pty Ltd ACN 062 887 969

Materials

During the course it is compulsory for the instructor to use the following:

1. **AUSI Dive Master Manual** or relevant AUSI Course Notes,
2. *AUSI Medical History Form* or approved equivalent,
3. *AUSI Level VI Scuba Diver Participation Agreement,*
4. *AUSI Level VI Scuba Diver Student Training Record,*
5. *AUSI Level VI Scuba Diver Theory Test,*
6. *AUSI Level VI Assessment Forms,*
7. **AUSI Certification Sheet**, and
8. *AUSI Professional Annual Renewal Form***.**

Items 1 & 7: Can be purchased from AUSI Head Office.

In lieu of Item 1: AUSI Level VI Scuba Course Notes and lesson reviews (AUSI Scuba Learning Modules 15, 16, 17, 18, 19, 20, 21 & 22) can be downloaded from www.ausi.com.au.

Items 1, 2, 3, 4, 5, 6 & 8: Can be photocopied from the Course Materials section of the AUSI Instructor Manual or registered instructors can download an AUSI Level VI Scuba Instructor Pack from www.ausi.com.au.

Equipment

Each instructor and candidate shall use the equipment listed below during all practical training and ocean diving throughout the course:

1. Mask, snorkel and fins,
2. Approved air cylinder and valve (Australian Standard AS 2030.1 or equivalent),
3. Buoyancy control device with scuba feed inflator designed to maintain the head above water surface when inflated (separate back pack, if appropriate),
4. Regulator with a balanced first stage,
5. Alternate air source,
6. Depth and cylinder pressure gauges, timing device and compass,
7. Adequate exposure protection with appropriate quick release weight system, and
8. Compass and knife.

Note: Equipment list is as required by Australian Standard AS 4005.1-2000.

When training involves the use of a boat the boat must comply with the requirements of the relevant regulatory authority, must be attended at all times by a competent attendant and the following shall be available:

1. Safety equipment as required by the relevant regulatory authority,
2. Highly visible float with mermaid line,
3. Descent/ascent line incorporating a safety stop facility,
4. Notebook and pen,
5. Datum marker eg GPS or shot line, and
6. Spare fully charged scuba unit.

During all diving operations, the following emergency first aid equipment shall be readily available along with a competent operator:

1. Appropriate first aid kit with supplies suitable for treating diving injuries, and
2. An oxygen resuscitator capable of delivering 100% oxygen with an adequate supply of oxygen taking into account location and access to medical facilities.

Copyright © 2008 AUSI Pty Ltd ACN 062 887 969

Suggested Timetables

Below is a suggested 5-day full time course timetable:

Day 1	09:00	Introduction
	10:00	**Theory 1 - Dive Master Duties**
	12:00	Lunch
	13:00	Practical Training Session 1 - Personal Skills Evaluation
	15:00	**Theory 2 - Conducting Group Scuba Dives**
	18:00	Dinner
Day 2	08:00	**Theory 3 - Cylinders & Compressors**
	10:00	Practical Training Session 2 - Diver Preparation
	12:00	Lunch
	13:00	**Theory 4 - Scuba Mechanics**
	15:00	Ocean Session 1 - Underwater Navigation & Fitness Tests
	18:00	Dinner
	19:00	Practical Training Session 3 - Field Repairs & Cylinder Filling
Day 3	08:00	Practical Training Session 4 - Rescues & Fitness Swims
	10:00	**Theory 5 - Understanding Decompression**
	12:00	Lunch
	13:00	Ocean Session 2 - Lost Diver Scenarios & Scuba Rescues
	15:00	**Theory 6 - Dive Tables and Computers**
Day 4	08:00	Practical Training Session 5 - Dive Briefs
	10:00	**Theory 7 - Basic Seamanship**
	12:00	Lunch
	13:00	Ocean Session 3 - Practical Dive Leadership
	15:00	**Theory 8 - Basic Navigation**
Day 5	08:00	Assessment - Dive Leadership with Divers
	11:00	Assessment - Theory Test
	13:00	Lunch
	14:00	Assessment - Miscellaneous
	15:00	Theory Test Review
	16:00	Debrief

Copyright © 2008 AUSI Pty Ltd ACN 062 887 969

Below is a suggested double weekend course timetable:

Friday	19:00	Introduction
	20:00	**Theory 1 - Dive Master Duties**
Saturday	08:00	**Theory 2 - Conducting Group Scuba Dives**
	10:00	Practical Training Session 1 - Personal Skills Evaluation
	12:00	Lunch
	13:00	**Theory 3 - Cylinders & Compressors**
	15:00	Practical Training Session 2 - Diver Preparation
	18:00	Dinner
Sunday	08:00	**Theory 4 - Scuba Mechanics**
	10:00	Ocean Session 1 - Underwater Navigation & Fitness Tests
	12:00	Lunch
	13:00	**Theory 5 - Understanding Decompression**
	15:00	Practical Training Session 3 - Field Repairs & Cylinder Filling
Friday	19:00	**Theory 6 - Dive Tables and Computers**
	21:00	Practical Training Session 4 - Rescues & Fitness Swims
	12:00	Lunch
Saturday	08:00	Practical Training Session 5 - Dive Briefs
	10:00	**Theory 7 - Basic Seamanship**
	12:00	Lunch
	13:00	Ocean Session 3 - Practical Dive Leadership
	15:00	**Theory 8 - Basic Navigation**
Sunday	08:00	Assessment - Theory Test
	10:00	Ocean Session 2 - Lost Diver Scenarios & Scuba Rescues
	12:00	Lunch
	13:00	Assessment - Dive Leadership with Divers
	15:00	Theory Test Review
	17:00	Debrief

Copyright © 2008 AUSI Pty Ltd ACN 062 887 969

CLASSROOM PRESENTATIONS

Introduction

The following materials are required for the introductory session:

1. **AUSI Dive Master Manual** or relevant AUSI Course Notes,
2. *AUSI Medical History Form or approved equivalent,*
3. *AUSI Level VI Scuba Diver Participation Agreement, and*
4. *AUSI Level VI Scuba Diver Training Record.*

During the introductory session, which must be done before any practical sessions are conducted, the instructor is required to do the following:

1. Have student complete the *AUSI Medical History Form* or approved equivalent and carefully check,
2. Have student complete and sign the relevant sections of the *AUSI Level VI Scuba Diver Participation Agreement,*
3. Sight evidence that the student meets all the prerequisites for the course,
4. Have student fill-in and sign the prerequisite section of the *AUSI Level VI Scuba Diver Training Record,*
5. Counter sign the prerequisite section of the *AUSI Level VI Scuba Diver Training Record,*
6. Explain the AUSI Pathway and where the current course fits in,
7. Explain the structure of the AUSI Level VI Scuba Diver Course,
8. Explain the requirements of the AUSI Level VI Scuba Diver certification
9. Explain the requirements of the AUSI Level VI Professional certification,
10. Discuss the timetable for the course
11. Explain the requirements for certification, and
12. Explain any relevant renewal requirements.

The recommended text books for those students who wishing to do further reading are:

1. **Recreational Scuba Diving** – Sinclair & Kenley,
2. **Oxygen First Aid** - J. Lippmann,
3. **The DAN Emergency Handbook** - J. Lippmann & S. Bugg,
4. **The Sport Diving Medical** – Parker,
5. **Scuba Safety In Australia** - Wilks, Knight & Lippmann, and
6. **Diving Medicine For Scuba Divers** - Edmonds, McKenzie & Thomas

All texts are available from AUSI Head Office.

Copyright © 2008 AUSI Pty Ltd ACN 062 887 969

Theory Topics

The AUSI Level VI Scuba Diver course consists of seven theory presentations and lesson reviews that should be conducted in accordance with the Classroom Presentation section of the **AUSI Instructor Course Notes** and a theory test.

The topics covered are detailed below:

Dive Master Duties	(*AUSI Scuba Learning Module 15*)
Conducting Group Scuba Dives	(*AUSI Scuba Learning Module 16*)
Cylinders and compressors	(*AUSI Scuba Learning Module 17*)
Scuba Mechanics	(*AUSI Scuba Learning Module 18*)
Understanding Decompression	(*AUSI Scuba Learning Module 19*)
Dive Tables and Computers	(*AUSI Scuba Learning Module 20*)
Basic Seamanship	(*AUSI Scuba Learning Module 21*)
Basic Navigation	(*AUSI Scuba Learning Module 22*).

The **AUSI Dive Master Manual** or relevant AUSI course Notes must be made available to the students during the theory sessions. After the theory sessions have been attended the students must complete the lesson review for each session.

These notes are also available in A4 for the production of overhead transparencies, contact AUSI Head Office.

The *AUSI Level VI Scuba Diver Training Record* is to be updated at the end of every theory session.

Copyright © 2008 AUSI Pty Ltd ACN 062 887 969

PRACTICAL SKILLS TRAINING

Practical Skills Sessions

All practical skills training is to be conducted in accordance with the Practical Skills Training section of the **AUSI Instructor Course Notes**.

The AUSI Level VI Scuba Diver course requires four practical skills sessions. The sessions are described in detail below. The skills are numbered using the following system:

<LEVEL>**.**P**.**<SESSION #>**.**<SKILL #>

where:

<LEVEL> is the AUSI Scuba Diver Course Level;

P represents that it is a practical skill;

<SESSION #> is the practical skills session number; and

<SKILL #> is the a sequential number starting with the first skill of the session

eg VI.P.1.4 is skill four of the first practical skills session in the AUSI Level VI Scuba Diver course

The aims of the sessions are to train the Level VI Scuba Diver in the basic skills that they need to fulfil their role as a diving professional. The practical skill sessions to be covered are:

Session 1 - Personal Skills Evaluation,

Session 2 - Diver Preparation,

Session 3 - Cylinder Filling & Field Repairs

Session 4 - Dive Briefs, and

Session 5 - Fitness Swims & Rescues.

The **AUSI Level VI Scuba Instructor Cue Card** contains a summary of the skills to be performed.

Instructors must use appropriate *AUSI Assessment Forms*.

The *AUSI Level VI Scuba Diver Training Record* is to be updated at the end of the practical session.

NOTE: 1. Instructors must never exceed the maximum instructor to student ratios as described on page 1 and should reduce ratios where conditions or student ability dictates to do so.

2. Equipment used by instructors and students must comply with that outlined on page 2 of these teaching guidelines.

Copyright © 2008 AUSI Pty Ltd ACN 062 887 969

Practical Skills Session 1

PERSONAL SKILLS EVALUATION

VI.P.1.1 Equipment Assembly

1. Watch how students assemble and handle their equipment

VI.P.1.2 Buddy Checks

1. Have students perform thorough buddy checks

VI.P.1.2 Step Entry

1. Have students perform a step entry where depth permits to ensure they are competent at this skill

VI.P.1.4 Neutral Buoyancy Check

1. Have students demonstrate neutral buoyancy on the surface without any air in their buoyancy compensator

VI.P.1.5 Regulator Skills

Have students demonstrate:

1. Regulator clearing - both methods
2. Regulator recovery
3. Regulator exchange

VI.P.1.6 Mask Skills

Have students demonstrate:

1. Partial mask clear
2. Full mask clear
3. Mask removal and replacement
4. Combined regulator and mask removal and replacement
5. Swim without a mask

VI.P.1.7 Buoyancy Control Exercises

Have students demonstrate:

1. Fin pivot
2. Mid-water hover

VI.P.1.8 Descent & Ascent on a Line

1. Have students demonstrate a descent and ascent on a line

VI.P.1.9 Snorkelling Skills

Have students demonstrate:

1. Duck diving
2. Finning technique
3. Clearing techniques

VI.P.1.10 Out of Air Drill

1. Have students demonstrate and practice the out of air drill
2. Have students demonstrate the out of air drill without a mask
3. Test students with out of air signal without warning

VI.P.1.11 Exit & Equipment Disassembly

1. Watch how students exit and disassemble their equipment

NOTE: 1. For details of these skills see the AUSI Level II Scuba Diver Practical Training Sessions.
2. Skills must be performed to instructor standard.

Copyright © 2008 AUSI Pty Ltd ACN 062 887 969

Practical Skills Session 2

DIVER PREPARATION

VI.P.2.1 Qualifications and Experience Check

1. Present students with at least two divers, can be other students, wishing to go on a charter dive

VI.P.2.2 Fitting Equipment

1. Have students fit their divers with standard hire equipment

VI.P.2.3 Neutral Buoyancy Checks

1. Have students complete a neutral buoyancy check on their divers
2. Ensure that students do not overweight their divers

VI.P.2.4 Gear Up and Equipment Checks

1. Have students assist their divers with gearing up
2. Ensure that divers make mistakes
3. Have student do final checks on divers equipment

VI.P.1.5 Debrief

1. Ensure adequate time is allowed for debriefing students
2. Ensure that all problems encountered are discussed so all students can learn

Practical Skills Session 3

CYLINDER FILLING AND FIELD REPAIRS

VI.P.3.1 Cylinder Filling

1. Present students with some cylinders to fill and try to simulate the following
   (a) Out of test
   (b) Steel & aluminium
   (c) Different valve types (DIN, K & J)

VI.P.3.2 Repairing Snorkelling Equipment

1. Replacing mask straps, clips and seals
2. Replacing snorkel keepers, purge valves and mouthpieces
3. Replacing fin straps.
4. Threading weight belts and buckles

VI.P.3.3 Repairing Scuba Equipment

1. BC - servicing valves & threading cylinder retaining straps
2. Regulators:
   (a) Replacing mouth pieces
   (b) Replacing low pressure hoses
   (c) Replacing high pressure hoses
   (d) Replacing swivel o-rings
   (e) Checking regulator line pressure
   (f) Adjusting second stages
2. Cylinder - replacing valve o-ring

Practical Skills Session 4

DIVE BRIEFS

VI.P.4.1 Presenting a Dive Brief

1. Have students present a dive brief for certified divers on a site which they are familiar with
2. Have students present a dive brief for certified divers on a site which they are unfamiliar with

Copyright © 2008 AUSI Pty Ltd ACN 062 887 969

Practical Skills Session 5

SWIMS & RESCUES (in pool or confined water)

VI.P.5.1 Fitness Swims

1. Students are to swim 200 metres (220yds) in 5 minutes or less without stopping or the use of any aids
2. Students are to tread water for 10 minutes
3. Students are to swim 800 metres (880yds) using snorkelling equipment whilst neutrally buoyant in 16 minutes or less without stopping

VI.P.5.2 Tired Diver Tows

1. Straight arm tow
   a) Rescuer secures tired diver by cylinder valve, regulator first stage or buoyancy compensator
   b) Rescuer tows tired diver 25 metres (30yds) keeping the securing arm straight
2. Doh-cee-doh tow
   a) Rescuer secures tired diver by placing their right arm down between divers right arm and arm pit
   b) Rescuer tows tired diver 25 metres (30yds)
3. Wheel barrow tow
   a) Tired diver lays on back and places feet on rescuers shoulders
   b) Rescuer puts arms over and around tired divers legs
   c) Rescuer pushes tired diver 25 metres (30yds) whilst snorkelling on their front

NOTE: During tired diver exercises rescuers should be constantly reassuring patient, making diver positively buoyant by use of the buoyancy compensator and/or ditching the weight belt.

VI.P.5.3 Panicking Diver on Surface

1. Rescuer approaches diver but keeps out of reach
2. Rescuer gives loud verbal instructions to inflate BC, dump weight belt & put regulator in mouth
3. If diver has followed instructions rescuer can approach, secure and calm diver
4. If diver doesn't follow instructions rescuer can approach diver from the rear underwater
5. Secure diver from the rear, dump weight belts, inflate BC's and calm diver

VI.P.5.4 Rescue of Unconscious Diver on Surface

1. Call for assistance
   a) Ask to keep eye on patient
   b) Ask to wait in case help is needed for removing patient or calling ambulance
2. Head up entry
3. Head up surface approach
4. Secure the patient
5. Establish positive buoyancy
   a) Dump weight belts first
   b) Inflate BC's
6. Call for help
   a) Who to call (what number)
   b) Location
   c) Patient details (eg one male diver - unconscious)
   d) Ask how long will help be?
   e) Come back and let rescuer know how long help will be
7. Remove gear
   a) If plenty of buoyancy in wetsuit remove own scuba unit
   b) Remove patients scuba unit if not essential to positive buoyancy
8. Tow patient 25 metres (30 yds)
9. Remove patient from water
10. Assess patient
    a) DRABCDEF

WARNING: Warn students to be cautious of straining backs, arms and shoulders when removing patient or gear from water.

Copyright © 2008 AUSI Pty Ltd ACN 062 887 969

VI.P.5.5 Surface Rescue Breaths

1. Secure the patient
2. Establish positive buoyancy
   a) Dump weight belts first
   b) Inflate BC's
3. Remove regulators & masks (try to keep masks)
4. Establish head tilt
5. Seal nose
6. Give 5 full rescue breaths
7. Give call for help
8. Maintain two rescue breaths every 10 seconds
9. Remove gear
10. Maintain One rescue breath every five seconds
11. Tow patient 25 metres (30yds)

NOTE: 1. Rescuer must keep patients face above water at all times.

2. Rescuer is to simulate rescue breaths by blowing on patients opposite cheek.

VI.P.5.6 Rescue of Unconscious Diver from Depth

Using the *AUSI Rescue Assessment Form* as a guide, instruct students in the rescue of a non-responsive diver from depth. This is a combination of the above two skills with the addition of an underwater phase. Begin full exercise in shallow (waist deep) water and don't progress to deeper water until diver demonstrates rescue correctly.

1. Call for assistance
   a) Ask to keep eye on where patient disappeared or where bubbles are
   b) Ask to wait in case need help removing or calling ambulance
2. Head up entry
3. Head up surface approach
   a) Ensure regulator is in mouth before descent
   b) Deflate BC as approaching bubbles
4. Descend directly over bubbles
5. Secure the patient on bottom
6. Ascend with patient
   a) Patients head must be tilted back to allow air in lungs to escape
   b) Ascent must be normal - slow and controlled
   c) Patient must arrive on surface face up
7. Secure the patient on surface
   a) Use doh-cee-doh grip
   b) Patients face must not go under the water
8. Establish positive buoyancy
   a) Dump weight belts first
   b) Inflate BC's
9. Remove regulators & masks (try to keep masks)
10. Establish head tilt
11. Seal nose
12. Give five full rescue breaths
13. Give call for help
14. Maintain two rescue breaths every 10 seconds
15. Remove gear
16. Maintain one rescue breath every five seconds
17. Remove patient from water
18. Assess patient –DR.ABCDEF

NOTE: 1. Rescuer must keep patients face above water at all times.

2. Rescuer is to simulate rescue breaths by blowing on patients opposite cheek.

WARNINGS: (i) Warn students about ear & lung pressure injuries.

(ii) Warn students about dropping weight belts on each other and damaging pool.

(iii) Students to be cautious of straining backs, arms and shoulders when removing patient from water.

Copyright © 2008 AUSI Pty Ltd ACN 062 887 969

OCEAN TRAINING SESSIONS

The Ocean Training sessions are an integral part of the AUSI Level VI Scuba Diver Course. They are the culmination of the course and are an opportunity to put into practice the skills that have been taught in the pool or classroom. In a real life rescue a rescuer will only react calmly and confidently if they have done lots of repetition (ie practice) of the skills required in relatively realistic circumstances.

Optimal training efficiency comes from keeping everyone involved and giving lots of feedback.

The AUSI Level VI Scuba Diver course requires three Ocean Training Sessions. The sessions are described in detail below. The skills are numbered using the following system:

<LEVEL>**.O.**<SESSION #>**.**<SKILL #>

where:

<LEVEL> is the AUSI Scuba Diver Course Level;

O represents that it is an ocean skill;

<SESSION #> is the practical skills session number; and

<SKILL #> is the sequential number starting with the first skill of the session

eg VI.O.1.4 is skill four of the first ocean skills session in the AUSI Level VI Scuba Diver course.

The aim of the sessions is to refresh student's navigation and ocean rescue skills. Accident management leadership skills will also benefit whilst an assessment of scuba fitness will be made.

The practical skill sessions to be covered are:

Session 1 - Underwater Navigation and Fitness Swim,

Session 2 - Ocean Rescues, and

Session 3 - Ocean Dive Leadership.

WARNINGS:

(i) Submerged students must have a buddy at all times.

(ii) Exercises shall be conducted in depths greater than 4m (12ft) and no deeper than 5m (15ft).

(iii) Students **MUST** be warned about the dangers of uncontrolled descents and ascents (ie ear and lung pressure injuries).

(iv) Equipment is easily lost in the ocean - where possible use a clearly designated area.

(v) Weight belts should only be dumped when there is no possibility of a diver below.

(vi) Students to be cautious of straining backs, arms and shoulders when removing patient and equipment from water.

Copyright © 2008 AUSI Pty Ltd ACN 062 887 969

Ocean Training Session 1

UNDERWATER NAVIGATION AND FITNESS SWIM

VI.O.1.1 Underwater Navigation

1. Use a compass to swim an underwater triangle with 30 metre (33yd) sides with an accuracy of five metres (6yds)
2. Use natural navigation to swim out and back 30 metres (33yds), adjust distance so that it is well beyond the limit of visibility, with an accuracy of 5 metres (6yds)

VI.O.1.2 Scuba Swim

1. Have students swim 1000 metres (1100yds) with full scuba gear on whilst breathing through a snorkel and being neutrally buoyant in no more than 50 minutes

Ocean Training Session 2

OCEAN RESCUES

VI.O.2.1 Surface Rescue

1. Each student to be actively involved as the rescuer in one of the following scenarios:
   Scenario A: Diver suffers from cramp on surface and is subsequently unable to use affected leg
   Scenario B: Diver panics on surface and is then too exhausted to fin.
   Scenario C: Diver is unconscious floating face down on surface
   Scenario D: Diver is found unconscious at depth, use *AUSI Scuba Rescue Assessment Form*
   Scenario E: Diver is missing, use *AUSI Lost Diver Assessment Form*
2. The scenarios should be treated as a group exercise with more than one rescuer available where possible. Each scenario should contain the following elements which should be used as the basis for debriefing the group:
   a). Recognition of the incident
   b). Someone taking charge
   c). Assessment of the situation
   d). Appropriate help contacted/used
   e). Appropriate equipment used
   f). Appropriate first aid provided
   g). Consideration for rescuers safety

VI.O.2.2 Lost Diver Scenario

1. Diver is reported as missing by buddy
2. Student to organise scene (use other students as assistants and victims)
3. Student to organise search and consequent rescue
4. Student to be assessed on *AUSI Lost Diver Assessment Form*

WARNINGS:

(i) Submerged students must have a buddy at all times.
(ii) Exercises shall be conducted in depths greater than 3m and no deeper than 5m.
(iii) Students MUST to be warned about the dangers of uncontrolled descents and ascents, ie ear and lung pressure injuries.
(iv) Equipment is easily lost in the ocean - where possible use a clearly designated area.
(v) Weight belts should only be dumped when there is no possibility of a diver below.
(vi) Students to be cautious of straining backs, arms and shoulders when removing patient and equipment from water.

Ocean Training Session 3

OCEAN DIVE LEADERSHIP

VI.O.3.1 Dive Leadership

1. Each student is to be actively involved in leading at least one phase of a dive leadership in the ocean
2. Other students act as certified divers who require area orientation, equipment and a dive guide
3. Try to keep group sizes small so that all students get a reasonable amount to do
4. Dive is to include all the elements of a realistic dive leadership, brief divers on small mistakes to make

Copyright © 2008 AUSI Pty Ltd ACN 062 887 969

ASSESSMENT

Theory

Theory assessment is conducted continuously though out the course via lesson reviews with a final test to assess knowledge at the conclusion of the course.

Before undertaking the final theory test:

1. Students to complete lesson reviews for all AUSI Level Theory lessons,
2. Instructors are to discuss each lesson review, and
3. The Lesson Review section of *AUSI Level VI Scuba Diver Training Record* is to be signed by both student and instructor.

The *AUSI Level VI Scuba Diver Theory Test* must be administered at the conclusion of the theory section of the course and:

1. Students must score 80% to pass,
2. Instructors must review incorrect answers with the student,
3. Both the student and instructor must sign the completed answer sheet,
4. The answer sheet must be kept with the *AUSI Level VI Scuba Diver Training Record*,
5. Students who score between 75% and 85% should have their test remarked by a second instructor, and
6. Students who score less than 75% after a remark must be re-tested.

Practical

1. Compass swim using scuba at a depth between three and six metres (10-20') an underwater triangle with 30 metre (33yds) sides and return to the start point with an error of no more than five metres (6yds). Distance should be adjusted so that it is well beyond the limit of visibility, and
2. By natural navigation using scuba at a depth between three and six metres (10-20') swim a straight-line 30 metres (33yds) out and return to the start point with an error of no more than five metres (6yds). Distance should be adjusted so that it is well beyond the limit of visibility.
3. Students are to demonstrate the ability to tie all the basic knots shown in the **AUSI Dive Master Manual.**

Fitness

1. Swim, without the use of aids, 200 metres (220yds) in no more than five minutes then stay afloat for ten minutes,
2. Snorkel swim, while neutrally buoyant, 800 metres (880yds) in no more than 17 minutes,
3. Snorkel swim in the ocean, wearing but not using normal scuba, 1000 metres (1100yds) in no more than 50 minutes.

Ocean Scenarios

1. Satisfactorily complete a surface rescue of an unconscious diver, use the *AUSI Scuba Rescue Assessment Form*.
2. Satisfactorily control the scene of a missing diver, use the *AUSI Lost Diver Assessment Form*.
3. Satisfactorily complete the rescue of an unconscious diver from depth, use the *AUSI Scuba Rescue Assessment Form*.

Dive Leadership

1. Satisfactorily complete a full dive leadership for a minimum of two certified divers.
2. Dive leadership is to be assessed using the *AUSI Level VI Dive Leadership Assessment Form*.

Copyright © 2008 AUSI Pty Ltd ACN 062 887 969

Internship (AUSI Level VI Professionals only)

The purpose of the trainee internship is to provide the candidate with a detailed overview of the running and management of a scuba diving school in actual operation.

During the internship supervising instructors are to ensure that the candidate attends all sessions and is given meaningful explanations.

The candidate must:

1. Satisfactorily complete two dive leaderships for a minimum of six certified divers, use the *AUSI Level VI Dive Leadership Assessment Form,*
2. Satisfactorily complete two days assisting a training facility; areas of involvement should include air filling, sales, rental and workshop equipment repairs and maintenance,
3. Satisfactorily complete two days assisting in a dive charter vessel; areas of involvement should include vessel operations and organisation, dive site selection and location, manifest management, gear stowage, dive briefing and diver entry & egress,
4. Observe a complete AUSI Level I & II Scuba Diver (Open Water) course, areas of involvement should include course planning, logistics and administration, and
5. Where appropriate, observe two complete “introduction to scuba” programs.

Copyright © 2008 AUSI Pty Ltd ACN 062 887 969

CERTIFICATION

AUSI Level VI Scuba Diver

Before issuing certification the instructor must ensure that:

1. All aspects of the course and appropriate assessments are complete,
2. The *AUSI Level VI Scuba Diver Training Record* is completed by both the student and instructor, and
3. Both student and instructor have signed the Certificate of Completion.

When preparing the certification card and certificate:

1. Ensure all required details are accurately completed,
2. Ensure the Instructor signs the certificate and certification card,
3. Fill in the details of the other certification in the "*previous highest certification"* section of the student profile on the **AUSI Certification Sheet**, if a dual certification is issued,
4. Before printing, recheck all details,
5. Before laminating the certification card, affix passport photograph and sign card, and
6. Issue certificate and card to student.

The Student Profile section must be returned to AUSI Head Office by the 14th day of the next month.

If certification is not issued the instructor is to ensure appropriate follow through.

Note: Plastic AUSI Certification Cards are available via www.ausi.com.au

AUSI Level VI Professional

AUSI Head Office will issue the student's AUSI Level VI Professional certification upon receipt of a completed *AUSI Professional Annual Renewal Form* with four passport photographs, a copy of the *AUSI Level VI Training Record* and the appropriate AUSI Fee.

Before applying for certification ensure that the candidate has:

1. Reached 18 years of age,
2. Completed all aspects of the AUSI Level VI Scuba Diver course including appropriate assessments,
3. Completed all internship requirements,
4. Logged at least 60 scuba dives in varying conditions as per the standard,
5. A current diving medical, (see AUSI Definitions),
6. A current work place first aid certificate or approved equivalent,
7. A current CPR certificate or approved equivalent, and
8. A current oxygen provider certificate or approved equivalent.

Copyright © 2008 AUSI Pty Ltd ACN 062 887 969

DEBRIEF

Debrief all students ensuring the following points are covered:

1. What the qualification means,
2. What is required for AUSI Level VI Professional renewal,
3. Travelling overseas with the qualification
4. AUSI Instructor Programs, and
5. Precautions:
    - Ears,
    - What to avoid with regard to Decompression Illness,
    - What to do about Decompression Illness, and
    - Local diving emergency services.

Where appropriate also include the following:

1. A course assessment sheet to analyse the students impressions of the course
2. Dive Club and Charter Boat information,
3. Dive Travel,
4. How to purchase equipment, and
5. Special package deals.

Note: Plastic AUSI Certification Cards are available via www.ausi.com.au

Copyright © 2008 AUSI Pty Ltd ACN 062 887 969

Copyright © 2008 AUSI Pty Ltd ACN 062 887 969

AUSI LEVEL VI SCUBA DIVER

COURSE MATERIALS

AUSI MEDICAL HISTORY FORM

AUSI LEVEL VI SCUBA DIVER PARTICIPATION AGREEMENT

AUSI LEVEL VI SCUBA DIVER TRAINING RECORD

AUSI LOST DIVER ASSESSMENT FORM

AUSI SCUBA RESCUE ASSESSMENT FORM

AUSI LEVEL VI DIVE LEADERSHIP ASSESSMENT FORM

AUSI LEVEL VI DIVE BRIEF ASSESSMENT FORM

AUSI LEVEL VI SCUBA DIVER THEORY TEST

AUSI LEVEL PROFESSIONAL ANNUAL RENEWAL FORM

Please photocopy the forms for use as necessary from this section of your AUSI Instructor Manual.
OR
Registered instructors can download an AUSI Level VI Scuba Instructor Pack from www.ausi.com.au.

Copyright © 2008 AUSI Pty Ltd ACN 062 887 969

Copyright © 2008 AUSI Pty Ltd ACN 062 887 969

Form 1 (0708) - AUSI MEDICAL HISTORY FORM

This form is used for the assessment of potential problems for persons wishing to partake in AUSI Snorkel or AUSI Scuba programs. In the interest of your safety it is important that you give true, full and complete answers to all questions. Your instructor may advise you to have a full diving medical before diving or may recommend that you do not dive at all.

IMPORTANT: Do you understand that incorrect or misleading information can lead to serious injury resulting in permanent damage or death? YES ☐ NO ☐

A. PERSONAL DETAILS

Name _____ Date of Birth ___/___/___

Address _____

Contact Email: _____ Mobile: _____ Phone: _____

Sex : Male ☐ Female ☐ Occupation _____

Where did you hear about this course? _____

B. GENERAL INFORMATION

	YES	NO	
1. Are you a non-swimmer?	☐	☐	
2. Have you ever had trouble in water?	☐	☐	Details _____
3. Have you scuba dived previously?	☐	☐	Details _____
4. Are you in good health?	☐	☐	Details _____
5. Are you on any medication?	☐	☐	Details _____
6. Operations within the last six months?	☐	☐	Details _____
7. Is there a family history of heart disease?	☐	☐	Details _____
8. Do you have any disease or disability	☐	☐	Details _____
9. Do you smoke?	☐	☐	

Pack Years (Should be < 10)

Cigarettes per day ☐ Multipliy by years of smoking ☐ Divide by 20 = ☐

	YES	NO
10. Have you consumed alcohol or any other drugs within the last 24 hours?	☐	☐
11. Will you be flying or going to altitudes above 300m within 24 hours after your last scuba dive?	☐	☐

Do you suffer from, or have you ever suffered any of the following?

12. Ear problems when flying or diving	☐	☐	16. Migraine or severe headache	☐	☐
13. Ruptured eardrum	☐	☐	17. Depression, claustrophobia or panic attacks	☐	☐
14. Chronic ear discharge or infection	☐	☐	18. Back problems	☐	☐
15. Sea sickness	☐	☐	19. Recompression for a diving related illness	☐	☐

C. MEDICAL HISTORY - Do you suffer from, or have you ever suffered any of the following?

	YES	NO		YES	NO
1. Ear surgery (other than drainage)	☐	☐	11. Pneumothorax (collapsed lung)	☐	☐
2. Persistent ringing noises or deafness	☐	☐	12. Persistent fainting or blackouts	☐	☐
3. Persistent loss of balance	☐	☐	13. Head injury requiring hospitalisation	☐	☐
4. Persistent allergies affecting nose/sinuses	☐	☐	14. Epilepsy or fits	☐	☐
5. Persistent cough or coughing blood	☐	☐	15. Any brain or spinal disorder	☐	☐
6. Recurrent chest/lung infections/problems	☐	☐	16. Diabetes	☐	☐
7. Abnormal chest pain	☐	☐	17. Heart disease	☐	☐
8. Chest surgery (heart or lung)	☐	☐	18. High blood pressure	☐	☐
9. Abnormal shortness of breath	☐	☐	19. Pulse irregularities	☐	☐
10. Asthma, wheezing or use of a puffer	☐	☐	20. Are you pregnant. or trying to be pregnant?	☐	☐

D. DECLARATION

I certify that the above information is true and complete to the best of my knowledge and I hereby authorize Dr _____ Phone # _____ to supply medical information relevant to this course regarding me to my instructor in my own personal interest.

Student's signature _____ Date ___/___/___

Instructor's signature _____ Instructor #: _____

Copyright © 2008 AUSI Pty Ltd ACN 062 887 969

..

AUSI Level VI Diver Participation Agreement (1)

This is an important document that affects your legal rights and should be read carefully and the terms understood before signing.

THIS AGREEMENT IS BETWEEN

_____ ACN _____
(DIVE SCHOOL NAME)

of _____ in the State of _____
(Address)

AND its diving instructors, employees and agents (Hereinafter referred to as "the Dive School")

AND

_____
(NAME OF STUDENT)

of _____ in the State of _____
(Address)

(Hereinafter referred to as "the Student")

The Course

The Student wishes to participate in an Australian Underwater Scuba Instructors (AUSI) Level VI Scuba Course of instruction conducted by the Dive School which will take place on dates and times to be confirmed and comprise of seven theory modules, four practical training session and three ocean sessions ("the Course").

The Dive School agrees to provide to the Student as part of the Course the following:

☐ Course Materials	☐ Certification	☐ Snorkelling Equipment
☐ Air Fills	☐ Boat Hire	☐ Wetsuit & Weight Belt
☐ Pool Entrance	☐ Accommodation	☐ Scuba Equipment

In consideration of the Dive School conducting the Course the Student has agreed to pay the Dive School the sum of $_____ to participate in the Course ("the Course fee"). The Student acknowledges the Course fee does not include the cost of additional theory lectures, practical training sessions and ocean dives which the Dive School may determine the student must undertake in order to complete the Course. The Student also agrees to pay for any lost or damaged equipment that has been issued by the Dive School to the Student for their use during the Course.

If the Dive School in its absolute discretion determines the student has successfully completed the Course and otherwise satisfied AUSI Standards and Procedures, the Student will be issued with an AUSI Level VI Scuba Diver certification.

Statement of Limitations

Upon successful completion of the course the Student will have been taught by the Dive School the general principles of scuba diving theory and practice including dive leadership skills and as a result of successful completion of the course the Student will be able to act as an assistant for an AUSI Scuba Instructor. The Student also acknowledges that further training is required before the Student is able to organise and conduct scuba diving activities for certified scuba divers or act as an underwater guide. The Student further acknowledges that area orientation is required and that a neutral buoyancy check is required any time that different equipment is used.

WARNING - RISKS OF SNORKELLING AND SCUBA DIVING

BY SIGNING THIS DOCUMENT YOU EXPRESSLY ASSUME ALL THE RISKS, HAZARDS AND DANGERS ASSOCIATED WITH SNORKELLING AND SCUBA DIVING.

The Dive School hereby provides the Student with notice to warn him/her of the inherent risks, hazards and dangers of recreational snorkelling and/or scuba diving:

☐ 1. The underwater environment is alien to human beings and as a consequence snorkel and scuba diving are risk inherent adventure activities which expose participants to the risk of serious injury or death.

☐ 2. Many of the physiological effects on the human body due to the underwater environment and the pressure changes experienced whilst scuba diving are not properly understood.

☐ 3. The long-term effects of scuba diving on the human body are generally either not known or not properly understood and there may be adverse health effects on the human body resulting from scuba diving which are presently unknown or not fully known.

☐ 4. No decompression table or diving computer is completely safe and despite observance of safe diving practices, including diving within the tables or in accordance with the dive computer calculations, there is an inherent risk of developing decompression illness.

☐ 5. Communication under water is limited to hand signals and, as a consequence of reduced visibility or separation, communication between the instructor and the Student may be difficult or not possible.

☐ 6. Snorkel and scuba diving can involve strenuous physical exertion under certain conditions which may include swimming underwater or on the surface against a current or tidal stream, in rough seas over long distances.

☐ 7. The taking of various medications or drugs may have adverse health effects resulting from pressure changes associated with scuba diving. These are or may be unknown and medical advice should be obtained from an appropriately qualified diving doctor.

The Student expressly acknowledges he/she understands that recreational snorkel and scuba diving involves risk, hazards and dangers which could result in serious injury or death. The Student nevertheless wishes to participate in the Course and willingly accepts and expressly assumes all such risks, hazards and dangers.

Copyright © 2005 AUSI Pty Ltd ACN 062 887 969

AUSI Level VI Diver Participation Agreement (2)

Liability Release and Indemnity Agreement

The Student, in consideration of the Dive School agreeing to accept his/her participation in, and to instruct the Student during the Course, agree to release the Dive School from all loss, damage, claims, demands, suits, actions or proceedings of any kind directly or indirectly arising out of or resulting from an accident or happening, equipment failure, latent conditions, damage, death, injury or loss arising or occurring to or suffering by him/her during or after the Course or during of after any subsequent snorkel or scuba diving activity or related activity whether or not the same shall have been caused by, or contributed to in whole or in part to the negligence of or breach of contract by the Dive School.

The Student expressly acknowledges that he/she is in good health and is not aware of any medical or health reason why he/she should not participate in scuba or snorkel diving and he/she has fully and truthfully disclosed to the Dive School and any doctor examining him/her for the purpose of determining his/her fitness to dive:-

(i) any medical or health condition suffered by or affecting him/her of which he/she is aware;

(ii) all medications or drugs which he/she is taking or takes from time to time;

The Student expressly acknowledges that he/she has read and understood this agreement, and specifically the waiver of legal rights and notice warning of some of the risks inherent in the activities of snorkel and scuba diving, and agrees to be bound by them.

This agreement does not purport to or have the effect of excluding, restricting or modifying the application of any of the provisions of the *Fair Trading Act* or the *Trade Practices Act* or the exercise of a right conferred by any such provision or any liability for a breach of condition or warranty implied by such provision.

SIGNED for and on behalf of

)

[name of Dive School] ……) X

) ……

SIGNED SEALED AND DELIVERED by the said

)

[name of Student] ……..……..) X

) ……

in the presence of

Witness xx ……..

IF THE STUDENT IS UNDER THE AGE OF 18 YEARS THIS AGREEMENT IS TO BE READ CAREFULLY AND THEN SIGNED BY THE STUDENT'S PARENTS OR LEGAL GUARDIAN WHERE INDICATED BELOW:

In consideration of the Student being permitted to undertake the Course I, _____, being at least eighteen years of age and the parent or legal guardian of the Student, on behalf of myself and the Student, agree to be bound by the terms and conditions of this agreement. I hereby acknowledge that I have read and understood this agreement, in particular, the Statement of Limitations, Express Assumption of Risk Agreement and the Liability Release and Indemnity Agreement and hereby give my consent to the Student participating in the Course with full knowledge of the inherent risks involved.

I expressly acknowledge that the Student is in good health and that I am not aware of any medical or health reason why he/she should not participate in scuba or snorkel diving and that I have fully and truthfully disclosed to the Dive School and any doctor examining him/her for the purpose of determining his/her fitness to dive:-

(i) any medical or health condition suffered by or affecting him/her of which he/she is aware;

(ii) all medications or drugs which he/she is taking or takes from time to time;

SIGNED SEALED AND DELIVERED by the said

)

[name of Father/Mother/Legal Guardian] ……..……..) X

) ……

in the presence of

Witness xx ……..

Copyright © 2005 AUSI Pty Ltd ACN 062 887 969

AUSI LEVEL VI SCUBA DIVER TRAINING RECORD (1/2)

Student's Name: _____ **Course No.:** _____

PREREQUISITES: (as per AUSI Instructor Manual - Level VI Scuba Diver Standards)

At least 16 years of age	❑	AUSI Level V or approved equivalent	❑
Current Diving Medical	❑	Completed at least 25 ocean dives	❑

SATISFIED ALL PREREQUISITES	Student to sign	Instructor to sign	Instructor No.	Date

THEORY INSTRUCTION: (as per AUSI Level VI Scuba Diver Course Notes)

Class	Date	Student	Instructor	No.	Review	Date	Student	Instructor	No.
LVI/1					LVI/1				
LVI/2					LVI/2				
LVI/3					LVI/3				
LVI/4					LVI/4				
LVI/5					LVI/5				
LVI/6					LVI/6				
LVI/7					LVI/7				
LVI/8					LVI/8				

Theory Assessment	Date	Instructor	No.	Result	Comments
01 Theory Test					

SATISFACTORY COMPLETION OF THEORY COMPONENT	Student to sign	Instructor to sign	Instructor No.	Date

PRACTICAL INSTRUCTION: (as per AUSI Instructor Manual - Level VI Teaching Guidelines)

Session	Date	Instructor	No.	Session	Date	Instructor	No.
# 1				# 3			
# 2				# 4			

Practical Skills	Session #	Student	Comments
01 Check qualifications and experience of divers			
02 Fit divers for hire equipment			
03 Performing neutral buoyancy checks on divers			
04 Supervise divers gearing up			
05 Equipment checks			
06 Repairing snorkelling equipment			
07 Fixing minor faults with BC's			
08 Fixing minor faults with regulators			
09 Replacing cylinder - valve o-ring			
10 Tired diver tows - straight arm tow			
11 Tired diver tows - doh-cee-doh			
12 Tired diver tows - wheel barrow (push)			
13 Panicking diver on surface			
14 Unconscious diver on surface			
15 Surface EAR			
16 Rescue of unconscious diver at depth			
17. Lost diver scenario			
18 Dive brief for familiar site			
19 Dive brief for unfamiliar site			

Practical Skills Assessment	Session #	Instructor	No.	Result	Comments
01 Cylinder filling					
02 Fitness swim – 200 m (220 yds) in 5 mins					
03 Fitness snorkel – 800 m(880 yds) in 16 mins					
04 Tread water for 10 mins					

SATISFACTORY COMPLETION OF PRACTICAL SKILLS	Student to sign	Instructor to sign	Instructor No.	Date

Copyright © 2005 AUSI Pty Ltd ACN 062 887 969

AUSI LEVEL VI SCUBA DIVER TRAINING RECORD (2/2)

Student's Name: _____ **Course No.:** _____

OCEAN SESSIONS: (as per AUSI Instructor Manual - Level VI Teaching Guidelines)

Session	Date	Instructor	No.	Session	Date	Instructor	No.
# 1				# 3			
# 2							

Ocean Skills Assessment	Session #	Instructor	No.	Result	Comments
01 Underwater triangle of 30 m (33 yds) sides using a compass					
02 Natural navigation underwater 30 m (33 yds) out and back					
03 Snorkel in full scuba 1000 m (1100 yds) -less than 50 mins					
04 Surface rescue (scenario A, B, C, or D)					
05 Lost Diver Scenario					
06 Ocean Dive Leadership					

SATISFACTORY COMPLETION OF OCEAN SKILLS	Student to sign	Instructor to sign	Instructor No.	Date

CERTIFICATION REQUIREMENTS: (as per AUSI Instructor Manual - Level VI Scuba Diver Standards)

Level VI Scuba Diver

Completed theory training & assessment ❑
Completed practical training & assessment ❑
Completed ocean assessment ❑

Level VI Standard Certification Issued ■

Comments

Certification number _____ **Date** _____

AUSI Level VI Professional Record of Internship:	Date	Instructor	AUSI #
Dive Leadership #1 (minimum 8 divers)			
Dive Leadership #2 (minimum 8 divers)			
Dive Store – Day 1			
Dive Store – Day 2			
Dive Charter – Day 1			
Dive Charter – Day 2			
AUSI Level I/II Scuba course			

SATISFACTORY COMPLETION OF INTERNSHIP	Student to sign	Instructor to sign	Instructor No.	Date

Level VI Professional

At least 18 years of age ❑
Completed 60 scuba dives ❑
Completed internship ❑
Current dive medical (AS/NZ2299.1) ❑
Current first aid ❑
Current CPR ❑
Current oxygen provider ❑
Completed AUSI Professional Registration Form ❑

Level VI Professional Certification Issued by: AUSI Head Office

Comments

AUSI LEVEL VI SCUBA DIVER CERTIFICATE OF COMPLETION

I _____ on this day _____ hereby state that the above record of my AUSI Level VI Scuba Diver training is true and correct.

Student's Signature: _____

Certifying Instructor's Signature: _____

Certifying Instructor's Number: _____

Copyright © 2005 AUSI Pty Ltd ACN 062 887 969

AUSI LOST DIVER ASSESSMENT FORM

Candidates Name: _____ **Date:** _____

Assessors Name: _____ **Instructor #:** _____

Site: _____ **Scenario #:** _____

Time Started: _____
Time Finished: _____
Time Taken: _____

INITIAL RESONSE	Must	Should	COMMENTS
Mark spot	❑		
Record time	❑		
Stay calm (clear instructions)		❑	
Assign lookout	❑		
QUESTION BUDDY			
When was buddy last seen?	❑		
At what depth?	❑		
How much air was left?	❑		
Was buddy's behaviour normal at the time?	❑		
Is this behaviour normal for the buddy?	❑		
CALL FOR HELP			
Decide how long to wait based on above information		❑	
Recall divers	❑		
Call for help from other dive boats		❑	
Call for help from rescue organisations	❑		
Correct radio procedure		❑	
ORGANISE SEARCH			
Snorkellers used where possible		❑	
All searchers in buddy pairs		❑	
Searchers health not risked (eg. Cold, DCI, solo)	❑		

		Must	Should
	POSSIBLE	12	6
TOTALS			
	MINIMUM REQUIRED	11	3

WAS SCENARIO SAFE? (NO = FAIL) - explain why!	❑		**PASS / FAIL**

GENERAL COMMENTS

Copyright © 2005 AUSI Pty Ltd ACN 062 887 969 2005

..

AUSI RESUSCITATION & O_2 ASSESSMENT FORM (1)

Candidates Name: _____ **Date:** _____

Assessors Name: _____ **Instructor #:** _____

Scenario: _____ **Scenario #:** _____

INITIAL RESONSE	Must	Should	COMMENTS
Danger identified and removed	❑		
Stay calm		❑	
Response checked - touch and voice	❑		
CONSCIOUS PATIENT			
Positioning appropriate	❑		
Reassurance		❑	
Oxygen (demand or non-rebreather)	❑		
Monitoring patients condition	❑		
Monitoring vital signs		❑	
Protect from environment		❑	
Secondary assessment		❑	
UNCONSCIOUS BREATHING PATIENT			
Call for *"HELP!"*	❑		
Turn on side	❑		
Open, drain and clear airway	❑		
Check for breathing (look, listen and feel)	❑		
Maintain airway (jaw support)	❑		
Oxygen via non-rebreather mask	❑		
Stable side position	❑		
Monitoring vital signs	❑		
RESPIRATORY FAILURE (use mannequin)			
Turn onto back	❑		
Give 2 full rescue breaths i	❑		
Breaths effective	❑		
Rescuer watching rise and fall of chest	❑		
Carotid pulse checked (approximately 5-10 seconds)	❑		
Adequate time taken when checking pulse	❑		
RESCUE BREATHS			
Maintain technique	❑		
Regular recovery checks	❑		
Oxygen via pocket mask		❑	
CARDIAC FAILURE (CPR)			
Locate compression point	❑		
Compressions effective	❑		
Maintain rate and ratio	❑		
Regular recovery checks	❑		
2 OPERATOR CPR			
Bystanders checked for CPR training		❑	
Precise instructions		❑	
Effective		❑	
Oxygen via pocket mask		❑	
POSSIBLE	24	10	
TOTALS			
MINIMUM REQUIRED	23	6	
WAS RESCUSCITATION EFFECTIVE? (NO = FAIL) - explain why!	❑		**PASS / FAIL**

GENERAL COMMENTS

Copyright © 2009AUSI Pty Ltd

AUSI RESUSCITATION & O_2 ASSESSMENT FORM (2)

Candidates Name: _____ **Date:** _____

Assessors Name: _____ **Instructor #:** _____

Scenario: _____ **Scenario #:** _____

OXYGEN EQUIPMENT ASSEMBLY	Must	Should	COMMENTS
Area checked for dangers with oxygen	❑		
Cylinder cracked		❑	
Gauge faced away from people when turning on	❑		
Correct function of equipment checked	❑		
OXYGEN DELIVERY			
Cylinder lying down and secure	❑		
Appropriate delivery method used		❑	
Appropriate flow rates		❑	
Appropriate patient position		❑	
Oxygen delivery effective	❑		
Monitor patient & record response	❑		
Reassure patient		❑	
Calculate duration oxygen cylinder at current rate		❑	
OXYGEN EQUIPMENT DISASSEMBLY			
Turn cylinder off		❑	
Purge line	❑		
Disassemble and pack up equipment		❑	
COMPLICATIONS (can be oral)			
Severe bleeding	❑		
Regurgitation	❑		
Vomiting	❑		
Airway obstruction	❑		
Stomach distension	❑		
Oxygen demand valve uncomfortable	❑		
Over breathing using oxygen non-rebreather mask	❑		
ORGANISATION			
Emergency services called	❑		
Information given is adequate	❑		
Bystander sent to meet emergency services		❑	
Bystander assigned crowd control		❑	
Details recorded		❑	
Hygiene considered		❑	

		Must	Should
	POSSIBLE	16	12
TOTALS			
	MINIMUM REQUIRED	15	7

WAS RESCUSCITATION EFFECTIVE? (NO = FAIL) - explain why!	❑		**PASS / FAIL**

GENERAL COMMENTS

Copyright © 2009AUSI Pty Ltd

AUSI LEVEL VI DIVE LEADERSHIP ASSESSMENT FORM

Candidates Name: _____ **Date:** _____

Assessors Name: _____ **Instructor #:** _____

Site: _____ **Type:** _____ **Dive #:** _____

Time Started: _____
Time Finished: _____
Time Taken: _____
Time Allowed: _____

GENERAL BRIEF	**Must**	**Should**	**Comments**
Introduction		☐	
Complete dive sheet	☐		
Equipment requirements		☐	
What equipment checks are to be done		☐	
Check divers health	☐		
Transportation & loading equipment		☐	
Directions to site		☐	
Time to meet		☐	
EQUIPMENT			
Equipment checks of divers gear		☐	
Appropriate spares (full scuba unit; spares kit)		☐	
Appropriate emergency equipment	☐		
Flag/float	☐		
Equipment handled correctly	☐		
BOAT (if applicable)			
Introduce skipper		☐	
Boat brief	☐		
Fill in manifest		☐	
Safety equipment check	☐		
Check dive flag	☐		
Observe passengers for correct behaviour	☐		
ON ARRIVAL			
Check conditions are safe to dive	☐		
Help skipper if required		☐	
Dive platform readied (eg flag, ladders, lines etc)	☐		
DIVE BRIEF			
Brief given (see Dive Brief Sheet)	☐		
GEARING UP & ENTRY			
Instructions given		☐	
Watching divers		☐	
Buddy system employed		☐	
Buddy checks	☐		
Safe and appropriate entry	☐		
DURING DIVE			
Lookout kept	☐		
Ready for rescue action if required	☐		
DIVE END			
Safe exit	☐		
Buddy system used for gear removal		☐	
Correct stowage of equipment		☐	
BOAT (if applicable)			
Dive sheet completed (incidents or accidents recorded)		☐	
Dive platform packed up (eg flag, ladders, lines etc)		☐	
HEALTH			
Check OK	☐		
Observe		☐	

POSSIBLE	18	19
TOTALS		
MINIMUM REQUIRED	17	12

PASS / FAIL

Copyright © 2005 AUSI Pty Ltd ACN 062 887 979

AUSI LEVEL VI DIVE BRIEF ASSESSMENT FORM

Assessors Name: _____ **Instructor #:** _____

Site: _____ **Type:** _____ **Dive #:** _____

Time Started: _____
Time Finished: _____
Time Taken: _____
Time Allowed: _____

INTRODUCTION	Must	Should	Comm
Site description		☐	
Emergency facilities		☐	
Hazards	☐		
Buddy allocation	☐		
GEAR UP			
Gear up instructions (weight belt first)		☐	
Buddy system		☐	
Buddy checks	☐		
ON SURFACE			
Entry	☐		
Surface drill	☐		
Where to go	☐		
DESCENT			
Descent procedures	☐		
Depth at bottom of descent (ascend if exceeded)	☐		
DURING DIVE			
Swim direction		☐	
Buddy system	☐		
Max depth	☐		
Max bottom time	☐		
Air monitoring	☐		
Low air warnings	☐		
ASCENT			
Rate	☐		
Safety Stops	☐		
Surface Drill	☐		
EXIT			
Exit procedures		☐	
DIVE END			
Gear removal		☐	
Gear stowage		☐	
EMERGENCY PROCEDURES			
Lost buddy	☐		
Caught in current and/or wind	☐		
Out of air	☐		
No penetration (where applicable)	☐		
Signals		☐	

		Must	Should
	POSSIBLE	20	9
TOTALS			
	MINIMUM REQUIRED	19	6

PASS / FAIL

GENERAL COMMENTS

Copyright © 2005 AUSI Pty Ltd ACN 062 887 979

AUSI LEVEL VI SCUBA DIVER
THEORY KNOWLEDGE EXAMINATION
Time allowed: Three (3) hours

PLEASE PLACE NAME & DATE ON TOP OF EVERY PAGE

Candidates Name:_____

Course:_____

Facility: _____

Date: _____

Instructor: _____

Results:

		First Mark	Second Mark	Result Pass/Fail
Section 1	Role of the Level VI Diver			
Section 2	Leading Group Dives			
Section 3	Accident Management			
Section 4	Cylinders & Compressors			
Section 5	Boating & Navigation			
	Total	_____	_____	

MINIMUM REQUIRED: 80

OVERALL RESULT: PASS/FAIL

Each section requires a minimum mark of 16 to pass and the Candidate must not fail more than two sections to be granted an overall pass regardless of the overall mark.

EXAMINER'S NAME: _____ AUSI NO. _____

EXAMINER'S SIGNATURE: _____

OCTOBER 2005

NAME : _____ DATE: _____

SECTION 1:
THE ROLE OF THE AUSI LEVEL VI SCUBA DIVER

QUESTION 1 State the four (4) major functions of the AUSI Level VI Scuba Diver: (4 Marks)

QUESTION 2 List four (4) essential skills of the AUSI Level VI Scuba Diver (4 Marks)

QUESTION 3 List two (2) very important attributes of the AUSI Level VI Scuba Diver (2 Marks)

NAME : _____ DATE: _____

SECTION 2:
LEADING GROUP SCUBA DIVES

QUESTION 1 When assessing a diver, what do you want to hear about their: (2 Marks)

a) Training _____

_____

b) Experience _____

_____

QUESTION 2 How can you assess a divers fitness to dive? (2 Marks)

_____

_____

_____

_____

QUESTION 3 List four factors which need to be taken into account when selecting a dive site. (2 Marks)

_____ _____

_____ _____

QUESTION 4 How should cylinders be transported in a vehicle? (1 Mark)

_____

_____

QUESTION 5 What are four (4) factors to consider when assessing water conditions? (2 Marks)

_____ _____

_____ _____

QUESTION 6 Where would you look to dive when a strong wind is blowing or forecast? (1 Mark)

_____

QUESTION 7 How much weight should be on a weight belt? (1 Mark)

_____

NAME : _____ DATE: _____

QUESTION 8 What records should be kept by an AUSI Level VI Scuba Diver acting as a dive master? (2 marks)

QUESTION 9 What tasks might be performed by the AUSI Level VI Scuba Diver to set up the dive deck once the boat is anchored? (2 Marks)

QUESTION 10 How would you allocate buddy pairs? (1Mark)

QUESTION 11 What, if any, groups would you assign to dive together? (1 Mark)

QUESTION 12 What are the final checks you would perform on divers before they entered the water? (2 Marks)

QUESTION 13 What must the AUSI Level VI Scuba Diver do before leaving the dive site?(1 Mark)

NAME : _____ DATE: _____

SECTION 3:
ACCIDENT MANAGEMENT

QUESTION 1 How do you control severe bleeding? (2 Marks)

QUESTION 2 What is the first aid for shock? (2 Marks)

QUESTION 3 What is the recommended first aid for a diver suspected of suffering Decompression Illness? (3 Marks)

QUESTION 4 List eight (8) signs and symptoms of Decompression Illness. (4 Marks)

QUESTION 5 What is generally the most distinguishing feature between Decompression Illness (DCI) and Cerebral Arterial Gas Embolism (CAGE)? (1 Mark)

QUESTION 6 How would you treat a victim of mild hypothermia? (2 Marks)

NAME : _____ DATE: _____

QUESTION 7 Describe the recommended procedure for envenomation. (2 Marks)

QUESTION 8 What is recommended for an apparently fully recovered drowned victim and why? (2 Marks)

QUESTION 9 How would you treat a diver suffering from heat stroke? (2 Marks)

QUESTION 10 List your actions for a panicking diver. (3 Marks)

QUESTION 11 List you actions for a missing diver. (3 Marks)

QUESTION 12 Give 2 reasons why 100% oxygen is beneficial in the treatment of diving related illnesses? (2 Marks)

QUESTION 13 a) How would you deliver oxygen to a conscious breathing diver? (1 Mark)

b) How would you deliver oxygen to an unconscious breathing diver? (1 Mark)

NAME : _____ DATE: _____

SECTION 4:
CYLINDERS & COMPRESSORS

QUESTION 1 The working pressure of a cylinder is given as 2250 psi at 15 C. What pressure should the cylinder be filled to?

a) Atmospheres: _____ (1 Mark)

b) Mega Pascals: _____ (1 Mark)

QUESTION 2 If a cylinder was tested in August the previous year, when is the last day it can be filled? (2 Marks)

QUESTION 3 What do the following cylinder markings mean and what is their relevance to diving? (2 Marks each)

WP 24.8mpa

DOT3AA

TW 11.7KG

WC 8.04Kg _____

QUESTION 4 List three (3) reasons why a regulator would breathe wet. (3 Marks)

QUESTION 5 How would you remedy the following: (1 Mark each)

Air leaking from high pressure hose/gauge junction

Small trails of bubbles along the high pressure hose

Air leaking from second stage

Auto inflating buoyancy compensator

NAME : _____ DATE: _____

QUESTION 6 List four (4) checks you would make before filling a cylinder. (4 Marks)

_____ _____

_____ _____

QUESTION 7 Where should the air inlet to a compressor be placed? (2 Marks)

_____

_____

QUESTION 8 a) What is removed from the compressed air in the inter stage filters? (1 Mark)

_____

b) What does the final filter remove from the compressed air? (1 Mark)

_____

c) How often should the final filter be changed? (1 Mark)

_____

QUESTION 9 What type of oil should be used in a compressor? (1 Mark)

_____

QUESTION 10 Under what circumstance should you be using a compressor? (1 Mark)

_____

NAME : _____ DATE: _____

SECTION 5:
BOATING & NAVIGATION

QUESTION 1 What are the two major requirements for using a boat in a commercial dive school? (1 Mark)

_____ _____

QUESTION 2 What lights are required for a six (6) metre power vessel? Draw in arcs & colours. (1 Mark)



QUESTION 3 a) Circle the vessel which has right of way in the following situations. (2 Marks)

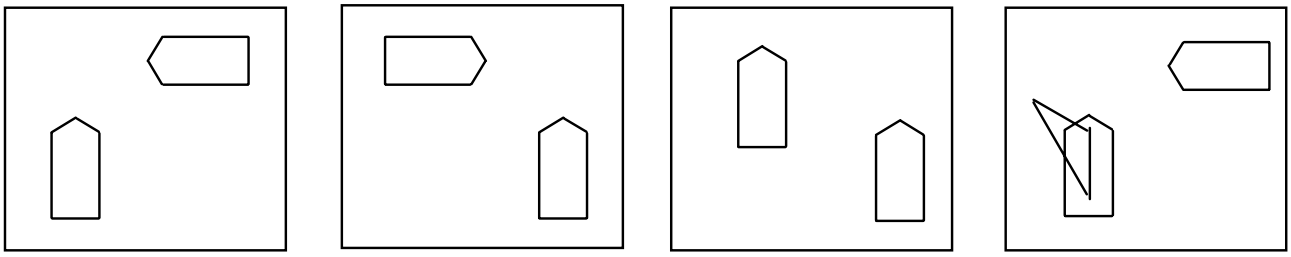

b) How do vessels pass each other in a head on situation? (1 Mark)

_____

QUESTION 3 What does the following chart symbol mean? **GpFl(2) W15sec20m1OM** (1 Mark)

_____

QUESTION 4 a) What does a north cardinal mark indicate? (1 Mark)

_____

b) What does a can shaped marker indicate? (1 Mark)

_____

QUESTION 5 What is the procedure for making a VHF radio call? (2 Marks)

_____

_____

_____

_____

NAME : _____ DATE: _____

SECTION 6:
DIVE BRIEFS

QUESTION 1 List the main points of a dive brief for a group of six (6) Level III Divers doing their first night dive from a boat. (10 Marks)

NAME : _____ DATE: _____

SECTION 7:
DIVE TABLES

ANSWER EACH QUESTION USING ALL OF THE FOLLOWING TABLES:

1/ PADI RDP 2/ NAUI/US NAVY 3/ DCIEM 4/ QED

QUESTION 1 What is the maximum no-decompression time for a second dive to 22m, after a first dive to 36m for 7 minutes was conducted 2 hours 50 minutes earlier? (8 Marks)

1/_____ 2/_____ 3/_____ 4/_____

QUESTION 2 What is the maximum no-decompression time for a third dive to 17.5 m after the following two dives? (8 Marks)

DIVE 1	28 m for 15 min
SURFACE INTERVAL	4 hr 15 min
DIVE 2	25 m for 15 min
SURFACE INTERVAL	1hr 45 min

1/_____ 2/_____ 3/_____ 4/_____

QUESTION 3 What precautions should be taken on a ten (10) day tropical holiday? (2 Marks)

_____

_____

QUESTION 4 What precautions should be taken when diving using a computer? (2 Marks)

_____

_____

..

Form 3 (0809) - AUSI Professional Annual Renewal Form

Name: _____ **AUSI Number:**

Address: _____

_____ **Postcode:** _____

Phone: _____ **Mobile:** _____

E-mail: _____ **Facsimile:** _____

Facility: _____ **Facility Phone:** _____

Renewal for:

Snorkel Swimming Instructor*	☐		
Snorkel Guide*	☐	Level	☐
Snorkel Diver Instructor**	☐	Level	☐
Snorkel Diver Instructor Trainer**	☐	Level	☐
Level VI Professional*	☐		
Scuba Assistant Instructor*	☐		
Level I Scuba Instructor *	☐		
Level II-VI Scuba Instructor**	☐	Level	☐
Scuba Instructor Trainer (LVII)**	☐		
Scuba Instructor Examiner (LVIII)**	☐		

Current highest other diving certification:

Agency: _____

Level: _____

Number: _____

Date: _____

Scuba Instructor Level Upgrade:

Previous Level: ☐ New Level: ☐

Date of Upgrade: _____

Verified by: _____

AUSI No.: _____

Signature: _____

The following MUST accompany this renewal form: (*Scanned documents can be sent by e-mail*)

Appropriate fee (see below) – cheque made to AUSI or credit card or Pay Pal via web site	☐
Two passport photographs **OR** one electronic passport photograph to: info@ausi.com.au	☐
Copy of current medical (Australian Scuba Professionals require AS/NZ 2299.1)	☐
Copy of current work place first aid or approved equivalent	☐
Copy of current CPR or approved equivalent	☐
Copy of current oxygen provider or approved equivalent **OR**	☐
Current oxygen provider instructor or approved equivalent for Level V Scuba and higher	☐
Other relevant current teaching, instructing or coaching qualifications	☐

Annual Snorkel Endorsement: **Certification Duck Dive** (Max. comfortable depth): ☐ m/ft

Assessed by: **Instructor No.** **Date :**

AUSI Annual Renewal Fees:	**AUD**	
***Non-certifying Professionals:**	$55	☐
****Certifying Instructors:**	$110	☐
Instructor Upgrade Card Fee:	$15	☐

Note:
If Annual Renewal is received by 30 November, certifying instructors will have their fee rebated with eight AUSI Certification Forms.
If Annual Renewal is not received by 31 December, AUSI status will be downgraded to inactive.

Credit Card Payment Type of Card: Visa ☐ MasterCard ☐ Bankcard ☐

Amount authorised _____ Card Number ☐☐☐☐☐☐☐☐☐☐☐☐☐☐☐☐

Card Holder _____ Signature _____ Exp. Date ___ / ___

Applicant's Declaration: I hereby declare that the information provided in this application is to the best of my knowledge true and correct and I agree to abide by AUSI Standards, AUSI Procedures and AUSI Teaching Guidelines when conducting AUSI Programs and I understand that materials I can download from www.ausi.com.au are protected by international copyright laws and that downloaded materials can only be used for my own personal use unless I have received written authorisation from AUSI Pty Ltd. I further acknowledge that I have read and agree to the terms and conditions as specified in the AUSI Open Licence agreement. I also understand that my personal information will not be passed on to any third party by AUSI without my express permission. I further declare that to the best of my knowledge I am not under any outstanding ethics complaint.

Applicant's signature: _____ Date: _____

Return completed form with relevant documentation and payment to:

AUSI PO Box 202 Queenscliff Victoria 3225 AUSTRALIA

Fax: +61 3 5255 4455 **E-mail: info@ausi.com.au**

..

Section 5B: AUSI Scuba Teaching Guidelines

ASSISTANT SCUBA INSTRUCTOR – July 2008

COURSE PLANNING 1

INSTRUCTOR DEVELOPMENT LECTURES 4

CANDIDATE PRESENTATIONS 6

ASSESSMENT GUIDELINES 11

CERTIFICATION 13

DEBRIEF 12

COURSE MATERIALS 15

- **AUSI MEDICAL HISTORY FORM**
- **AUSI ASSISTANT SCUBA INSTRUCTOR TRAINING RECORD**
- **AUSI CLASSROOM LESSON PLANNER**
- **AUSI CLASSROOM PRESENTATION ASSESSMENT FORM**
- **AUSI SCUBA PRACTICAL PRESENTATION ASSESSMENT FORM**
- **AUSI SCUBA DIVE LEADERSHIP ASSESSMENT FORM**
- **AUSI RESORT DIVE ASSESSMENT FORM**
- **AUSI PROFESSIONAL ANNUAL RENEWAL FORM**

Copyright © 2008 AUSI Pty Ltd ACN 062 887 969

Copyright © 2008 AUSI Pty Ltd ACN 062 887 969

COURSE PLANNING

The AUSI Assistant Scuba Instructor course is designed to introduce the prospective instructor to the key areas of diver training, namely:

1. Classroom Teaching,
2. Practical Skills Teaching,
3. Student Dive Leadership, and
4. Introductory Scuba Dives.

The training process involves the following:

1. Instructor Development Lectures, and
2. Candidate presentations on aspects of the AUSI Level I & Level II Scuba Diver course.

NOTE: (a) Divers who wish to begin a career in recreational scuba diving can partake in the AUSI Assistant Scuba Instructor course, however they can only be certified as an **AUSI Scuba Assistant** until all the certification requirements for AUSI Assistant Scuba Instructor have been completed.
(b) An **AUSI Scuba Assistants** can only assist up to the level of their training ie an AUSI Level II Scuba Diver/Scuba Assistant cannot assist at AUSI Level III until they are certified as an AUSI Level III Scuba Diver and cannot assist at AUSI Level IV until having they are certified as an AUSI Level IV Scuba Diver etc.

Instructor

The course can only be conducted by an AUSI Level VII Scuba Instructor or higher.

Ratios

1. Theory 12:1,
2. Presentations 6:1, and
3. Ocean 4:1.

Prerequisites

Before conducting the course ensure that students meet all prerequisites.

AUSI Assistant Scuba Instructor

Before participating on the course each candidate must:

1. Be at least 18 years of age,
2. Be a certified AUSI Level VI Scuba Professional or approved equivalent,
3. Possess the minimum diving equipment as listed below,
4. Hold a current scuba medical *(see AUSI Definitions),*
5. Hold a current work place first aid certificate,
6. Hold a current CPR certificate,
7. Hold a current oxygen provider certificate,
8. Have in the previous six months:
   a. Observed a minimum of two introduction to scuba programs, and
   b. Observed a minimum of one complete AUSI Level I & II Scuba Diver (Open Water) courses.

AUSI Scuba Assistant

Prerequisites for the AUSI Scuba Assistant course are:

1. Be at least 16 years of age,
2. Be a certified AUSI Level II Scuba Diver or approved equivalent, and
3. Hold a current scuba medical *(see AUSI Definitions).*

Copyright © 2008 AUSI Pty Ltd ACN 062 887 969

Materials

During the course it is compulsory for the instructor to use the following:

1. **AUSI Open Water Scuba Manual** or AUSI Level II Scuba Diver Course Notes,
2. **AUSI Instructor Course Notes,**
3. *AUSI Assistant Scuba Instructor Training Record,*
4. *AUSI Classroom Lesson Planner,*
5. *AUSI Assessment Forms,*
6. **AUSI Certification Sheet** (for AUSI Scuba Assistant candidates), and
7. *AUSI Professional Annual Renewal Form* (for AUSI Assistant Scuba Instructor candidates).

Items 1, 2, & 6: Can be purchased from AUSI Head Office.

In lieu of Item 1 & 2: AUSI Level II Scuba Course Notes, AUSI Scuba Instructor Course Notes and lesson reviews (AUSI Scuba Learning Modules 1, 2, 3, 4, 23, 24, 25, & 26) can be downloaded from www.ausi.com.au.

Items 3, 4 5, & 7: Can be photocopied from the Course Materials section of the AUSI Instructor Manual or registered instructors can download an AUSI Scuba Instructor Trainer Pack from www.ausi.com.au.

Equipment

Each instructor and candidate shall use the equipment listed below during all practical training and ocean diving throughout the course:

1. Mask, snorkel and fins,
2. Approved air cylinder and valve (Australian Standard AS 2030.1 or equivalent),
3. Buoyancy control device with scuba feed inflator designed to maintain the head above water surface when inflated (separate back pack, if appropriate),
4. Regulator with a balanced first stage,
5. Alternate air source,
6. Depth and cylinder pressure gauges, timing device and compass,
7. Adequate exposure protection with appropriate quick release weight system, and
8. Compass and knife.

Note: Equipment list is as required by Australian Standard AS 4005.1-2000.

When training involves the use of a boat the boat must comply with the requirements of the relevant regulatory authority, must be attended at all times by a competent attendant and the following shall be available:

1. Safety equipment as required by the relevant regulatory authority,
2. Highly visible float with mermaid line,
3. Descent/ascent line incorporating a safety stop facility,
4. Notebook and pen,
5. Datum marker eg GPS or shot line, and
6. Spare fully charged scuba unit.

During all diving operations, the following emergency first aid equipment shall be readily available along with a competent operator:

1. Appropriate first aid kit with supplies suitable for treating diving injuries, and
2. An oxygen resuscitator capable of delivering 100% oxygen with an adequate supply of oxygen taking into account location and access to medical facilities.

Copyright © 2008 AUSI Pty Ltd ACN 062 887 969

Suggested Timetable

Below is a suggested course timetable:

WEEKEND COURSE

Day 1	19:30	**Introduction**
	20:30	**AUSI Philosophy**
Day 2	07:00	Skill & Rescue Evaluation
	09:00	**Classroom Presentation**
	11:00	Lesson Planning (Group exercise)
	12:00	Lunch
	13:00	**Practical Skill Teaching**
	15:00	Practical Skill Presentations (2 per candidate)
	18:00	Dinner
	2000	**Conducting Introductory Scuba Dives**
Day 3	08:00	**Ocean Training Dives**
	10:00	Practical Dive Leaderships (Group exercise)
	12:00	Lunch
	13:00	Conducting Introductory Scuba Dives (Practical exercise)
	15:00	Classroom Presentations (2 per candidate)
	17:00	Debrief

Copyright © 2008 AUSI Pty Ltd ACN 062 887 969

INSTRUCTOR DEVELOPMENT LECTURES

Introduction

The following materials are required for the introductory session:

1. **AUSI Instructor Course Notes** or relevant AUSI Course Notes,
2. *AUSI Medical History Form or approved equivalent,* and
3. *AUSI Assistant Scuba Instructor Training Record.*

During the introductory session, which must be done before any practical sessions are conducted, the AUSI Scuba Instructor Trainer is required to do the following:

1. Have each candidate complete the *AUSI Medical History Form* or approved equivalent and check carefully,
2. Sight and record evidence that each candidate has met all course prerequisites,
3. Have each candidate fill-in and sign the prerequisite section of the *AUSI Assistant Scuba Instructor Training Record* and counter sign,
4. Explain the AUSI Pathway and where the current course fits in,
5. Explain the responsibilities of an AUSI Assistant Scuba Instructor,
6. Explain the structure of the AUSI Assistant Scuba Instructor course,
7. Explain assessment procedures,
8. Discuss the course timetable,
9. Discuss the course equipment requirements,
10. Explain the requirements for certification, and
11. Explain the requirements for registration & annual renewal.

The recommended text books for those students who wishing to do further reading are:

1. **Recreational Scuba Diving** – Sinclair & Kenley,
2. **Oxygen First Aid** - J. Lippmann,
3. **The DAN Emergency Handbook** - J. Lippmann & S. Bugg,
4. **The Sport Diving Medical** - Parker
5. **Scuba Safety In Australia** - Wilks, Knight & Lippmann, and
6. **Diving Medicine For Scuba Divers** - Edmonds, McKenzie & Thomas.

All texts are available from AUSI Head Office.

Theory Sessions

The AUSI Assistant Scuba Instructor course consists of four theory presentations and lesson reviews, which should be conducted in accordance with the Classroom Presentation section of the **AUSI Instructor Course Notes**.

The topics covered are detailed below:

AUSI Philosophy	*(AUSI Scuba Learning Module 23)*
Classroom Presentation	*(AUSI Scuba Learning Module 24)*
Practical Skills Training	*(AUSI Scuba Learning Module 25)*
Ocean Training Dives	*(AUSI Scuba Learning Module 26).*

The **AUSI Scuba Instructor Course Notes** or relevant AUSI Course Notes must be made available to the students during the theory sessions.

The *AUSI Assistant Scuba Instructor Training Record* is to be updated at the end of every theory session.

Copyright © 2008 AUSI Pty Ltd ACN 062 887 969

Personal Skill Evaluation

Each candidate is to undergo personal skill evaluation during the course, which is to be conducted by the AUSI Scuba Instructor Trainer or another nominated AUSI Level VII Scuba Instructor or higher.

The following skills are to be evaluated in the Skill & Rescue Evaluation session:

1. Entries & exits,
2. Mask skills,
3. Swimming underwater without a mask,
4. Regulator skills,
5. Out of air and low air procedures,
6. Buoyancy skills including determining neutral buoyancy,
7. Weight system - surface removal & replacement,
8. Scuba equipment - underwater removal and replacement, and
9. Diver assistance techniques - tired diver tows and cramp release techniques.

The following are continually assessed throughout the course:

1. Equipment assembly & disassembly,
2. Buddy system techniques, and
3. Equipment care & maintenance.

Copyright © 2008 AUSI Pty Ltd ACN 062 887 969

Candidate Presentations

The overall aim of candidate presentations is to have the candidate present various aspects of the AUSI Level I & II Open Water Course with including the requirements for conducting introductory scuba dives. All presentations are to be assessed and the AUSI Scuba Instructor Trainer is to ensure theory knowledge, teaching skills, diving skills and leadership qualities are discussed to enhance candidate knowledge and skill.

Where relevant, the candidate will use the AUSI Level I and Level II Scuba Diver Teaching Guidelines, AUSI Scuba Adventure Briefing Sheets, AUSI Level I and II Scuba Diver Course Notes ie the AUSI Open Water Scuba Diving Manual and AUSI Cue Cards as a guide to each presentation.

There are four teaching areas to be covered:

1. Classroom Teaching,
2. Practical Skills Teaching,
3. Student Dive Leadership, and
4. Introductory Scuba Diving (Resort Diving).

Each presentation is to be assessed using the relevant AUSI Assessment Form and assessment forms must be filed in the candidate's course file.

Using the AUSI Assessment Forms

The AUSI Assessment Forms are designed to give a competency-based result ie either a pass or a fail. A performance mark is also given that acts as a guide to the candidate's overall performance.

Performance is rated according to the following criteria:

< 60	unsatisfactory
60-70	poor
71-80	average
81-90	good
> 90	excellent.

For example, FAIL/83 means key elements were missed but the overall performance was good
PASS/67 means key elements were present but the overall performance was poor.

When calculating the performance mark, assessors are to deduct full point value when a point is missed or not made strongly enough eg. if a candidate gives a reason to learn but it was not very good or not very convincing then it is scored as being given but no marks are allocated.

Copyright © 2008 AUSI Pty Ltd ACN 062 887 969

1. **Classroom Teaching**

To pass the Classroom Teaching section of the course the candidate must present at least one satisfactory “micro-lesson” ie short 10-15 minute complete lesson. Topics must be chosen from either AUSI Scuba Learning Module One, Two, Three or Four.

Micro lessons must be carefully assessed using the *AUSI Classroom Teaching Assessment Form* with the assessing instructor carefully recording what they see and making relevant comments. Candidates should be encouraged to use the AUSI Classroom Lesson Planner when planning and presenting classroom presentations.

After completion of each presentation the assessing instructor must give the candidate carefully worded feedback on their performance. It is important that feedback be as positive and constructive as possible and includes comments on the candidate’s theory knowledge.

If the audience used for the presentation is a manufactured audience ie not real students, then the audience must be briefed to behave and answer questions as real students would be expected to behave. Unruly behaviour and giving stupid answers is clearly unacceptable and only serves to unnecessarily upset the candidate.

Copyright © 2008 AUSI Pty Ltd ACN 062 887 969

2. **Practical Skills Teaching**

To pass the Practical Skills Teaching section of the course the candidate must present at least one satisfactory "micro-lesson" ie short 10-15 minute complete lesson. Topics must be chosen from the following list:

a. Scuba assembly & disassembly,
b. Entry & exit procedures:
    i. Seated Entry, and
    ii. Step Entry,
c. Underwater clearing of water from a regulator by two methods,
d. Regulator retrieval,
e. Descent & ascent procedures,
f. Mask clearing,
g. Use of an alternative air source in an emergency,
h. Weight system removal & replacement,
i. Equipment removal & replacement both on surface and at depth,
j. Underwater buoyancy control:
    i. Fin Pivot, and
    ii. Hover.

Micro lessons must be carefully assessed using the *AUSI Scuba Practical Skills Teaching Assessment Form* with the assessing instructor carefully recording what they see and making relevant comments.

After completion of each presentation the assessing instructor must give the candidate carefully worded feedback on their performance. It is important that feedback be as positive and constructive as possible and includes comments on the candidate's personal diving skills and safety.

If the audience used for the presentation is a manufactured audience ie not real students then the audience must be briefed to behave and answer questions as real students would be expected to behave. Unruly behaviour and giving stupid answers is clearly unacceptable and only serves to unnecessarily upset the candidate.

In practical presentations the candidate must be given problems to solve including group control. Given problems must resemble situations that would be experienced with real students. Once a problem has been identified and solved and/or the candidate has regained control then the lesson should be allowed to proceed. It is also important not to overload the lesson with too many problems to solve; one or two problems per lesson are quite adequate.

Copyright © 2008 AUSI Pty Ltd ACN 062 887 969

3. **Student Dive Leaderships**

The aim of the student dive leadership exercise is to prepare the candidate to be a useful assistant to an AUSI Scuba Instructor. The AUSI Assistant Scuba Instructor shall never be solely in charge of students in the ocean. The candidate needs to understand the key elements of the dive leadership, and the sequence, so that they can anticipate the needs of AN AUSI Scuba Instructor.

To pass the Student Dive Leadership section of the course the candidate must present at least one satisfactory student dive leadership exercise. Topics must be chosen from the following list:

a. General brief, equipment organisation & arrival,
b. Dive brief,
c. Gear up, entry & surface control
d. Final Brief, descent, underwater swimming & ascent, and
e. Surface control, exit & dive end.

The aim of the student dive leadership exercises is to primarily prepare the AUSI Level I Scuba Instructor candidate for the role of conducting introductory scuba dives. However, the AUSI Level I Scuba Instructor candidate needs to also understand all key elements of dive leadership so when acting as an assistant they can anticipate the needs of the higher-level AUSI Scuba Instructor they are assisting.

Each dive leadership exercise should be conducted with one of the candidates acting as the instructor and at least two mock students who are made up from the other candidates and the AUSI Scuba Instructor Trainer or an assistant who is an AUSI Level II Scuba Instructor or higher.

The dive leadership exercise should be as realistic as possible with the mock students presenting only the problems that the AUSI Scuba Instructor Trainer or the assistant has briefed them on. There should not be more than two problems to solve per presentation and the candidate should also be given a group control incident to deal with such as potential separation or a surface problem such as cramp or distraction. The *AUSI Scuba Student Dive Leadership Assessment Form* must be used by the AUSI Scuba Instructor Trainer (or assistant) to record each candidates performance and should be discussed in detail during the debrief session.

When conducting the exercise as a group exercise then it is suggested that the dive leadership be sectioned into the topics listed above.

The AUSI Scuba Instructor Trainer must ensure that candidates are not put into potentially dangerous situations when performing as mock students with problems or as the dive leader. Only take the scenario to the point where the lesson can be learnt without endangering safety.

Exercises should be conducted so each candidate performs the in-water section of the dive leadership as the instructor. Once in the water, each candidate in turn, takes over on surface and performs the surface-to-surface components ie, final brief, descent, dive, ascent, and surface control.

The underwater phase of the exercise need take no longer than ten minutes, enough time to attempt a separation, have an incident and see that a number of air checks are completed. Keep the depth of the dive shallow, ideally 3 - 6 metres (10-20’), so repetitive dives can be done safely to allow all candidates to lead the in-water section.

After completing their turn each candidate should be given a quick debrief whilst still in the water before the next candidate takes their turn. Feedback should be as positive and constructive as possible and include comments on the candidate’s personal diving skills, leadership and safety.

Candidates should use available materials eg **AUSI Scuba Dive Leadership Cue Card,** so that the dive leadership includes all required components.

Copyright © 2008 AUSI Pty Ltd ACN 062 887 969

4. **Introductory Scuba Diving**

To pass the Introductory Scuba Diving section of the course the candidate must satisfactorily be involved in at least one exercise from the following list:

a. Participant selection,
b. Administrative procedures,
c. Theory briefing,
d. Skill training,
e. Underwater tour, and
f. Debrief.

The candidate needs to demonstrate understanding of the key elements of the introductory scuba program as listed above.

During the course, candidates must to be exposed to and debriefed on the key elements prior to final examination. To achieve this, a series of simulated exercises should be conducted where all candidates are involved by role-playing as students and instructors on a rotation basis. The AUSI Scuba Instructor Trainer must assess and debrief each section of the simulated exercise.

After completing their turn each candidate should be given a quick debrief whilst still in the water before the next candidate takes their turn. Feedback should be as positive and constructive as possible and include comments on the candidate's personal diving skills, leadership and safety.

Exercises should be as realistic as possible with the mock students simulating no more than one or two realistic problems per candidate plus an attempted vertical or horizontal separation. An *AUSI Resort Dive Assessment Form* shall be used by the AUSI Scuba Instructor Trainer and should be discussed in detail during the debrief session.

The underwater phase of the exercise need take no longer than ten minutes, enough time to attempt a separation, have an incident and see that a number of air checks are completed. Keep the depth of the dive as shallow as possible, ideally three - six metres (10–20ft), so repetitive dives can be done safely to allow all candidates to lead the in-water section.

The AUSI Scuba Instructor Trainer must ensure that no one, either the candidate or mock students, are put in potentially dangerous situations. Scenarios should only be taken to the point where the lesson can be learnt without endangering safety.

Candidates are permitted to use available materials eg **AUSI Resort Dive Cue Card** so that the dive includes all the required components.

Copyright © 2008 AUSI Pty Ltd ACN 062 887 969

ASSESSMENT GUIDELINES

Final assessment of an AUSI Assistant Scuba Instructor will be conducted by an AUSI Instructor Trainer and the final outcome will be based on results received in the following areas:

1. Classroom Teaching,
2. Practical Skills Teaching,
3. Student Dive Leadership,
4. Introductory Scuba Diving, and
5. Internship.

All assessment forms must be kept in the candidate's course file and all final results summarised on the *AUSI Assistant Scuba Instructor Training Record*.

Classroom Teaching

1. Candidate must present a minimum of two micro lessons on two different topics,
2. Assess using *AUSI Classroom Presentation Assessment Form,* and
3. Candidate must pass at least one presentation, where a pass is when a candidate scores the minimum required in the "must" column of the assessment form.

Practical Skills Teaching

1. Candidate must present a minimum of two micro lessons on two different skills,
2. Assess using *AUSI Practical Presentation Assessment Form,* and
3. Candidate must pass at least one presentation, where a pass is when a candidate scores the minimum required in the "must" column of the assessment form.

Student Dive Leadership

1. Candidate must be involved with at least two dive leadership exercises,
2. Assess using *AUSI Dive Leadership Assessment Form,* and
3. Candidate must pass their section of the final exercise, which is to be conducted in the ocean.

Introductory Scuba Diving

4. Candidate must be involved with at least two dive leadership exercises,
5. Assess using *AUSI Dive Leadership Assessment Form,* and
6. Candidate must pass their section of the final exercise, which is to be conducted in the ocean.

Copyright © 2008 AUSI Pty Ltd ACN 062 887 969

Internship

Prior to being certified as either an AUSI Assistant Scuba Instructor or an AUSI Scuba Assistant the candidate must sit through a complete AUSI Level II Scuba Diver coarse to the satisfaction of the AUSI Scuba Instructor conducting the course.

The purpose of the internship is to provide the candidate with a detailed overview of the conducting an AUSI Level II Scuba course so that the candidate gains an appreciation of the following aspects.

During the internship the supervising instructors are to ensure the candidate attends all sessions and is given meaningful explanations of the following:

1. Dive school organisation,
2. Course programming,
3. Lesson planning & presentation,
4. Dive site selection, planning & execution, and
5. Equipment storage & repair procedures.

It is also very important to have the intern work with students and allow them an opportunity to give some small lesson presentations. Any lesson presentations must be assessed using the relevant AUSI Assessment Form which then must be placed in the trainees course file after an appropriate debrief on their performance.

Copyright © 2008 AUSI Pty Ltd ACN 062 887 969

CERTIFICATION

AUSI Assistant Scuba Instructor

AUSI Head Office will issue the student's AUSI Assistant Scuba Instructor certification upon receipt of a completed *AUSI Professional Annual Renewal Form* with relevant documentation, two passport photographs and appropriate fee.

Before applying ensure that the candidate is at least 18 years of age and has:

1. Met all prerequisite requirements,
2. Completed all aspects of the AUSI Assistant Scuba Instructor Training Program including appropriate assessments,
3. Completed all internship requirements,
4. A current diving medical,
5. A current work place first aid certificate or approved equivalent,
6. A current CPR certificate or approved equivalent, and
7. A current oxygen provider certificate or approved equivalent.

AUSI Scuba Assistant

Before issuing certification the instructor must ensure that:

1. All aspects of the course and appropriate assessments are complete, and
2. The relevant sections of the *AUSI Assistant Scuba Instructor Training Record* are completed by both the student and instructor

When preparing the certification card and certificate:

1. Ensure all required details are accurately completed,
2. Ensure the Instructor signs the certificate and certification card,
3. Fill in the details of the other certification in the "*previous highest certification*" section of the student profile on the **AUSI Certification Sheet**, if a dual certification is issued,
4. Before printing, recheck all details,
5. Before laminating the certification card, affix passport photograph and sign card, and
6. Issue certificate and card to student.

The Student Profile section must be returned to AUSI Head Office by the 14th day of the next month.

If certification is not issued the instructor is to ensure appropriate follow through.

NOTE: **1.** The student **must** be reminded that the qualification only allows the student to act as an instructor's assistant **not** an assistant instructor. To be become a certified AUSI Assistant Scuba Instructor then all the certification requirements as listed below must be satisfied.

2. Plastic AUSI Certification Cards are available via www.ausi.com.au

DEBRIEF

The AUSI Instructor Trainer must conduct an individual debrief with each candidate at the conclusion of their training.

During the debrief strengths and weaknesses should be brought to the attention of the candidate in a positive manner.

Copyright © 2008 AUSI Pty Ltd ACN 062 887 969

Copyright © 2008 AUSI Pty Ltd ACN 062 887 969

AUSI ASSISTANT SCUBA INSTRUCTOR

COURSE MATERIALS

AUSI MEDICAL HISTORY FORM

AUSI ASSISTANT SCUBA INSTRUCTOR TRAINING RECORD

AUSI CLASSROOM LESSON PLANNER

AUSI CLASSROOM PRESENTATION ASSESSMENT FORM

AUSI PRACTICAL PRESENTATION ASSESSMENT FORM

AUSI DIVE LEADERSHIP ASSESSMENT FORM

AUSI RESORT DIVE ASSESSMENT FORM

AUSI PROFESSIONAL ANNUAL RENEWAL FORM

Please photocopy the forms for use as necessary from this section of your AUSI Instructor Manual.
OR
Registered instructors can download an AUSI Scuba Instructor Trainer Pack from www.ausi.com.au.

Copyright © 2008 AUSI Pty Ltd ACN 062 887 969

Copyright © 2008 AUSI Pty Ltd ACN 062 887 969

Form 1 (0708) - AUSI MEDICAL HISTORY FORM

This form is used for the assessment of potential problems for persons wishing to partake in AUSI Snorkel or AUSI Scuba programs. In the interest of your safety it is important that you give true, full and complete answers to all questions. Your instructor may advise you to have a full diving medical before diving or may recommend that you do not dive at all.

IMPORTANT: Do you understand that incorrect or misleading information can lead to serious injury resulting in permanent damage or death? YES ☐ NO ☐

A. PERSONAL DETAILS

Name _____ Date of Birth ___/___/___

Address _____

Contact Email: _____ Mobile: _____ Phone: _____

Sex : Male ☐ Female ☐ Occupation _____

Where did you hear about this course? _____

B. GENERAL INFORMATION

	YES	NO	
1. Are you a non-swimmer?	☐	☐	
2. Have you ever had trouble in water?	☐	☐	Details _____
3. Have you scuba dived previously?	☐	☐	Details _____
4. Are you in good health?	☐	☐	Details _____
5. Are you on any medication?	☐	☐	Details _____
6. Operations within the last six months?	☐	☐	Details _____
7. Is there a family history of heart disease?	☐	☐	Details _____
8. Do you have any disease or disability	☐	☐	Details _____
9. Do you smoke?	☐	☐	

Pack Years (Should be < 10)

Cigarettes per day ☐ Multipliy by years of smoking ☐ Divide by 20 = ☐

	YES	NO
10. Have you consumed alcohol or any other drugs within the last 24 hours?	☐	☐
11. Will you be flying or going to altitudes above 300m within 24 hours after your last scuba dive?	☐	☐

Do you suffer from, or have you ever suffered any of the following?

12. Ear problems when flying or diving	☐	☐	16. Migraine or severe headache	☐	☐
13. Ruptured eardrum	☐	☐	17. Depression, claustrophobia or panic attacks	☐	☐
14. Chronic ear discharge or infection	☐	☐	18. Back problems	☐	☐
15. Sea sickness	☐	☐	19. Recompression for a diving related illness	☐	☐

C. MEDICAL HISTORY - Do you suffer from, or have you ever suffered any of the following?

	YES	NO		YES	NO
1. Ear surgery (other than drainage)	☐	☐	11. Pneumothorax (collapsed lung)	☐	☐
2. Persistent ringing noises or deafness	☐	☐	12. Persistent fainting or blackouts	☐	☐
3. Persistent loss of balance	☐	☐	13. Head injury requiring hospitalisation	☐	☐
4. Persistent allergies affecting nose/sinuses	☐	☐	14. Epilepsy or fits	☐	☐
5. Persistent cough or coughing blood	☐	☐	15. Any brain or spinal disorder	☐	☐
6. Recurrent chest/lung infections/problems	☐	☐	16. Diabetes	☐	☐
7. Abnormal chest pain	☐	☐	17. Heart disease	☐	☐
8. Chest surgery (heart or lung)	☐	☐	18. High blood pressure	☐	☐
9. Abnormal shortness of breath	☐	☐	19. Pulse irregularities	☐	☐
10. Asthma, wheezing or use of a puffer	☐	☐	20. Are you pregnant. or trying to be pregnant?	☐	☐

D. DECLARATION

I certify that the above information is true and complete to the best of my knowledge and I hereby authorize Dr _____ Phone # _____ to supply medical information relevant to this course regarding me to my instructor in my own personal interest.

Student's signature _____ Date ___/___/___

Instructor's signature _____ Instructor #: _____

Copyright © 2008 AUSI Pty Ltd ACN 062 887 969

..

AUSI ASSISTANT SCUBA INSTRUCTOR TRAINING RECORD (0608 – 1/2)

Candidate's Name: _____ **Course No.:** _____

Course Director: _____ **AUSI No.:** _____

Course Location: _____ **Course Date:** _____

AUSI Facility: _____ **Facility No.:** _____

PREREQUISITES

At least 18 years of age	Date of Birth	_____		
Medical Certificate (AS/NZS2299.1)	Date	_____	Doctor's Details	_____
AUSI Level VI Pro or equivalent	Date	_____	Agency / Cert. No.	_____
Work Place First Aid	Date	_____	Issued by	_____
CPR Certificate	Date	_____	Issued by	_____
Oxygen Provider Certificate	Date	_____	Issued by	_____
Pre-course Internship	Date	_____	Details	_____

INSTRUCTOR DEVELOPMENT LECTURES

	Date	Instructor's Name & Number
AUSI Philosophy	_____	_____
Classroom Presentations	_____	_____
Practical Skills Training	_____	_____
Ocean Training Dives	_____	_____
Professional Responsibilities	_____	_____

CLASSROOM TEACHING PRESENTATIONS

Date	Topic	Result	Mark	Assessor's Name / No.

PRACTICAL SKILLS TEACHING PRESENTATIONS

Date	Topic	Result	Mark	Assessor's Name / No

STUDENT DIVE LEADERSHIP PRESENTATIONS

Date	Topic/Dive Site	Result	Mark	Assessor's Name / No

INTRODUCTORY SCUBA DIVING PRESENTATIONS

Date	Topic/Dive Site	Result	Mark	Assessor's Name / No

Copyright © 2008 AUSI Pty Ltd ACN 062 887 969

AUSI ASSISTANT SCUBA INSTRUCTOR TRAINING RECORD (0608 – 2/2)

Candidate's Name: _____ **Course No.:** _____

COURSE RESULTS		**Results**
Teaching Skills	Classroom Teaching	
	Practical Skills Teaching	
	Student Dive Leadership	
	Introductory Scuba Diving	

OVERALL RESULT

PASS/PROVISIONAL/FAIL _____

If Provisional, state conditions _____

Course Director's Name _____ **AUSI No.** _____

Course Director's Signature _____ **Date** _____

Other comments:

AUSI LEVEL ASSISTANT INSTRUCTOR CERTIFICATE OF COMPLETION

I _____ on this day _____ hereby state that the above record of my AUSI Assistant Scuba Instructor training is correct.

Candidate's Name: _____ Signature: _____ Date: _____

REGISTRATION Forward the following to AUSI head Office

Completed AUSI Professional Registration Form	
Completed AUSI Assistant Scuba Instructor Training Record (this form)	
All course AUSI Assessment Forms	
Two passport photographs	
Appropriate fee	

AUSI
PO Box 202
Queenscliff
Victoria 3225
AUSTRALIA

Copyright © 2008 AUSI Pty Ltd ACN 062 887 969

9. ESTABLISH UNDERSTANDING

10. RESTATE IMPORTANT POINTS

11. END STATEMENT

Copyright © 2005 AUSI Pty Ltd

TOPIC

MATERIALS

AIMS

PRIOR KNOWLEDGE

==========

1. INTRODUCTIONS (SMILE & NAME ON BOARD)
2. PAPERWORK
3. LESSON REVIEW FOR PREVIOUS LESSON
4. TOPIC ON BOARD
5. REASON TO LEARN
6. SCOPE
7. START POINT

8. CONTENT AND BOARD PLAN

Copyright © 2005 AUSI Pty Ltd

AUSI CLASSROOM PRESENTATION ASSESSMENT FORM

Candidates Name: _____ **Date:** _____

Assessors Name: _____ **Instructor #:** _____

Topic: _____ **Core: Y / N** **Lesson #:** _____

Time Started: _____
Time Finished: _____
Time Taken: _____
Time Allowed: _____

START	Must	Should	Value	Deduct	COMMENTS
Name - self		❑	1		
Name - students		❑	1		
SRF/Log Book		❑	1		
Lesson Review		❑	2		
INTRODUCTION					
Topic - verbal	❑		1		
Topic - written		❑	1		
Reason to learn	❑		4		
Scope - verbal	❑		4		
Scope - written		❑	1		
Start linked to prior learning		❑	3		
AIDS					
Whiteboard ❑ or OHP ❑ as major aid	❑		2		
Planned major aid		❑	3		
Effective use of major aid		❑	3		
Course notes used		❑	1		
Other aids used		❑	2		
Effective use of other aids		❑	3		
Not constantly talking to board		❑	1		
QUESTIONS					
Questions used	❑		4		
Feedback given		❑	2		
Relevant		❑	2		
Listening to answers		❑	3		
Not constantly answering own questions		❑	1		
Effective class involvement		❑	3		
CONTENT					
All essentials covered	❑		3		
Information is relevant		❑	2		
Logical sequence		❑	3		
Any new terminology explained		❑	1		
Correct use of terminology		❑	1		
Use of students previous knowledge		❑	3		
Adequate theory knowledge		❑	3		
GENERAL					
Voice clear	❑		2		
Eye contact		❑	1		
Good personal presentation		❑	2		
Enthusiastic		❑	3		
Organised		❑	2		
Own experiences used		❑	3		
Use of neutral language (eg no swearing or slang)		❑	2		
Correct spelling		❑	1		
No annoying tics or repetitive phrases		❑	2		
Class controlled	❑		4		
Classroom arrangement		❑	2		
No distractions in classroom		❑	1		
END					
Establish understanding	❑		4		
Restatement of main points	❑		4		
Effective conclusion		❑	2		
POSSIBLE	10	35		100	
TOTALS					**PASS / FAIL**
MINIMUM REQUIRED	9	24		**SCORE**	
WAS LESSON SAFE? (NO = FAIL) - explain why!	❑				

Copyright © 2005 AUSI Pty Ltd

General Note: If one of the essential points is missed a pass can still awarded but the same point cannot be missed in any subsequent lessons. An UNSAFE lesson **MUST** fail!.

..

AUSI PRACTICAL PRESENTATION ASSESSMENT FORM

Candidates Name: _____ **Date:** _____

Assessors Name: _____ **Instructor #:** _____

Topic: _____ **Core: Y / N** **Lesson #:** _____

Time Started: _____
Time Finished: _____
Time Taken: _____
Time Allowed: _____

INTRODUCTION	Must	Should	Value	Deduct	Comments
Name - self		❑	1		
Name - students		❑	1		
Buddy pairs	❑		1		
Buddy checks	❑		1		
Instructor double check		❑	2		
Instructor's gear checked		❑	1		
Effective positioning		❑	2		
THE SKILL					
Name of skill		❑	1		
Any new terminology defined		❑	2		
Reason to learn skill	❑		3		
Teaching points in logical order		❑	3		
All crucial teaching points covered	❑		3		
DEMONSTRATION					
Demonstration of skill	❑		3		
Demonstration is correct		❑	3		
Demonstration is slow & clear		❑	2		
Restatement of teaching points		❑	2		
PRACTICE					
Surface practice		❑	2		
Underwater practice		❑	2		
First attempt observed		❑	3		
Corrections made		❑	3		
Repetition	❑		3		
Instructor observing practice		❑	3		
Problems identified & solved	❑		3		
Students kept busy		❑	3		
Debrief on practice		❑	3		
Debrief includes positive encouragement		❑	2		
Appropriate extension skills used		❑	2		
DESCENT & ASCENT PROCEDURES					
Clear instructions before descent		❑	1		
Warnings - ears & lungs	❑		3		
Correct descent procedure		❑	3		
Correct ascent procedure		❑	3		
Correct surface drill	❑		3		
GENERAL					
Voice clear	❑		3		
Constant air checks	❑		3		
Class controlled	❑		3		
Masks on faces	❑		3		
Instructors equipment in good condition		❑	1		
Enthusiastic		❑	2		
Organised		❑	2		
Use of neutral language (eg no swearing or slang)		❑	2		
No annoying tics or repetitive phrases		❑	2		
Students involved using questions		❑	2		
Effective use of time		❑	3		
END					
Effective conclusion		❑	1		

	Must	Should		Deduct	
POSSIBLE	13	31		100	
TOTALS					**PASS / FAIL**
MINIMUM REQUIRED	12	20		**SCORE**	
WAS LESSON SAFE? (NO = FAIL) - explain why!	❑				

Copyright © 2005 AUSI Pty Ltd

General Note: If one of the essential points is missed a pass can still awarded but the same point cannot be missed in any subsequent lessons. An UNSAFE lesson **MUST** fail!.

..

AUSI DIVE LEADERSHIP ASSESSMENT FORM (Pre Dive)

Candidates Name: _____ **Date:** _____

Assessors Name: _____ **Instructor #:** _____

Site: _____ **Type:** _____ **Dive #:** _____

Time Started: _____
Time Finished: _____
Time Taken: _____
Time Allowed: _____

GENERAL BRIEF	Must	Should	Value	Deduct	Comments
Introduction		❑	1		
Site description		❑	2		
Purpose		❑	2		
Equipment requirements		❑	1		
What equipment checks are to be done		❑	1		
Extra weight for ocean (if applicable)		❑	1		
Extra equipment (eg hat, sun screen, towel etc)		❑	1		
Check students health	❑		5		
Transportation & loading equipment		❑	1		
Directions to site		❑	1		
Time to meet		❑	1		
EQUIPMENT					
Equipment checks of students gear		❑	2		
Equipment checks of own gear		❑	2		
Appropriate spares (full scuba unit; spares kit)		❑	2		
Appropriate emergency equipment	❑		5		
Flag/float	❑		5		
Appropriate additional equipment (eg reel, slate etc)		❑	2		
Extra weight for instructor		❑	1		
Equipment handled correctly	❑		5		
BOAT (if applicable)					
Introduce skipper		❑	1		
Boat brief	❑		5		
Fill in manifest		❑	2		
Safety equipment check	❑		5		
Check dive flag	❑		5		
Observe students for correct behaviour	❑		5		
ON ARRIVAL					
Check conditions are safe to dive	❑		5		
Help skipper if required		❑	2		
Dive platform readied (eg flag, ladders, lines etc)	❑		2		
DIVE BRIEF					
Brief given (see page 2)	❑				
GEARING UP					
Instructions given		❑	3		
Watching students		❑	2		
Buddy system employed		❑	2		
Buddy checks	❑		5		
Instructor checks - air on	❑		5		
- cylinder full	❑		2		
- weight belt	❑		2		
- mask	❑		2		
- BC	❑		2		
Instructors equipment checked	❑		2		
POSSIBLE	18	21		100	
TOTALS					
MINIMUM REQUIRED	17	14			

Copyright © 2005 AUSI Pty Ltd

PASS / FAIL

AUSI DIVE LEADERSHIP ASSESSMENT FORM (Dive Brief)

Candidates Name: _____ **Date:** _____

Assessors Name: _____ **Instructor #:** _____

Site: _____ **Type:** _____ **Dive #:** _____

Time Started: _____
Time Finished: _____
Time Taken: _____
Time Allowed: _____

	Must	Should	Value	Deduct	Comments
INTRODUCTION					
Site description & discuss conditions		❑	1		
Emergency facilities		❑	1		
Hazards ®	❑		5		
Purpose of dive		❑	1		
Buddy allocation	❑		2		
GEAR UP					
Gear up instructions (weight belt first)		❑	1		
Buddy system	❑		2		
Buddy checks	❑		2		
ON SURFACE					
Entry	❑		2		
Surface drill	❑		2		
Where to go	❑		2		
DESCENT					
Descent procedures	❑		2		
Ears & lungs	❑		1		
Depth at bottom of descent (ascend if exceeded) ®	❑		2		
Gear adjustment		❑	1		
DURING DIVE					
Skills		❑	1		
Swim direction		❑	1		
Position		❑	1		
Buddy system	❑		2		
Air monitoring	❑		2		
Max depth	❑		2		
Max bottom time	❑		2		
Low air warnings	❑		2		
ASCENT					
Rate	❑		3		
Buoyancy (use of BC)	❑		3		
Lungs	❑		2		
Safety stops	❑		2		
ON SURFACE					
Surface drill	❑		2		
Exit		❑	1		
DIVE END					
Gear removal		❑	1		
Gear stowage		❑	1		
EMERGENCY PROCEDURES					
Lost buddy or instructor	❑		3		
Caught in current (if applicable) ®	❑		3		
Out of air	❑		3		
Signals ®	❑		3		
Ear problems ®	❑		3		
POSSIBLE	25	11		70	
TOTALS					
MINIMUM REQUIRED	24	7			

Copyright © 2005 AUSI Pty Ltd

® These points are not covered elsewhere in the diveleadership so must be covered here!! All other "must" points can be picked up eleswhere.

PASS / FAIL

AUSI DIVE LEADERSHIP ASSESSMENT FORM (The Dive)

Candidates Name: _____ **Date:** _____

Assessors Name: _____ **Instructor #:** _____

Site: _____ **Type:** _____ **Dive #:** _____

Time Started: _____
Time Finished: _____
Time Taken: _____
Time Allowed: _____

ENTRY & SURFACE	Must	Should	Value	Deduct	Comments
Safe and appropriate entry	❑		5		
Surface control - positive buoyancy	❑		2		
- masks on	❑		2		
- snorkel or regulator in mouth	❑		2		
- buddy pairs	❑		2		
- group controlled	❑		2		
Final brief - bottom time	❑		2		
- max depth	❑		2		
- low air levels	❑		2		
- buoyancy	❑		2		
- lost buddy	❑		2		
- ears & lungs	❑		2		
- out of air	❑		2		

Can tick if in main brief and not here but no score is to be given

DESCENT					
Reg exchange		❑	2		
Pop ears	❑		5		
Group descent (instructor in control)	❑		5		

AT DEPTH					
Gear adjustment		❑	2		
Buoyancy - fin pivot		❑	2		
Buddy system	❑		5		
Group control	❑		5		
Constant air checks	❑		5		
Maintain interest		❑	5		

ASCENT					
Clear signal		❑	2		
Group ascent (instructor in control)	❑		5		
Emphasise air out of BC		❑	3		
Correct ascent rate		❑	3		
Safety stops		❑	2		

ON SURFACE					
Positive buoyancy	❑		5		
Reg to snorkel exchange		❑	2		
Masks on	❑		2		
Snorkel or regulator in mouth	❑		2		
Buddy pairs	❑		2		
Group controlled by instructor	❑		5		
Controlled exit		❑	2		

	Must	Should		
POSSIBLE	24	10		100
TOTALS				**PASS / FAIL**
MINIMUM REQUIRED	23	7		

SAFETY					
WERE ANY INCIDENTS CONTROLLED?	❑				
WAS SEPARATION PREVENTED?	❑				
WAS DIVE SAFE (explain why not)	❑				

Copyright © 2005 AUSI Pty Ltd

AUSI DIVE LEADERSHIP ASSESSMENT FORM (Post Dive)

Candidates Name: _____ **Date:** _____

Assessors Name: _____ **Instructor #:** _____

Site: _____ **Type:** _____ **Dive #:** _____

Time Started: _____
Time Finished: _____
Time Taken: _____
Time Allowed: _____

REMOVAL & STOWAGE OF GEAR	Must	Should	Value	Deduct	Comments
Buddy system used for gear removal		❑	2		
Correct stowage		❑	2		
BOAT (if applicable)					
Dive sheet completed	❑		4		
Dive platform packed up (eg flag, ladders, lines etc)		❑	2		
HEALTH					
Check OK	❑		5		
Observe		❑	2		
DEBRIEF					
Positive feedback		❑	3		
Correction of techniques	❑		4		
Discuss things seen		❑	2		
Paperwork (log book, student record folder)		❑	2		
End statement		❑	2		
POSSIBLE	3	8		30	
TOTALS					
MINIMUM REQUIRED	3	6			

TOTALS

	Must	Should	Value	
POSSIBLE	18	20	100	
PRE DIVE SCORE				**PASS / FAIL**
MINIMUM REQUIRED	17	14		
POSSIBLE	25	11	70	
DIVE BRIEF SCORE				**PASS / FAIL**
MINIMUM REQUIRED	24	7		
POSSIBLE	24	10	100	
THE DIVE SCORE				**PASS / FAIL**
MINIMUM REQUIRED	23	7		
POSSIBLE	3	8	30	
POST DIVE SCORE				**PASS / FAIL**
MINIMUM REQUIRED	3	6		
POSSIBLE	70	49	300	
OVERALL TOTAL SCORE				**/ 3 =** SCORE ____ %
MINIMUM REQUIRED	67	34		PASS / FAIL

GENERAL COMMENTS

Copyright © 2005 AUSI Pty Ltd

AUSI RESORT DIVE ASSESSMENT FORM (0608 – 1/2)

Candidates Name: _____ **Date:** _____

Assessors Name: _____ **Instructor #:** _____

Site: _____ **Core: Y / N** **Dive #:** _____

Time Started: _____
Time Finished: _____
Time Taken: _____
Time Allowed: _____

INTRODUCTION	**Must**	**Should**	**Value**	**Deduct**	**Comments**
Welcome & name		❑		1	
Activity description		❑		1	
Dive site description - general		❑		1	
ADMINISTRATION					
Check medical history	❑			2	
General hazards	❑			1	
Agreement	❑			1	
Non-English participants	❑			1	
BRIEFING					
Class positioning	❑			1	
Clear voice		❑		1	
Flip chart used	❑			1	
Logical sequence		❑		1	
New terminology explained		❑		1	
All essentials covered	❑			2	
Review questions	❑			2	
SKILLS					
Skills named		❑		1	
Reason to learn skill		❑		1	
All crucial teaching points explained	❑			1	
Teaching points in logical order		❑		1	
Each skill demonstrated correctly	❑			1	
Teaching points restated		❑		1	
First attempt observed	❑			2	
Corrections made	❑			1	
Surface practice		❑		1	
Underwater practice	❑			2	
Repetition	❑			2	
Instructor observing practice	❑			1	
Problems identified & solved	❑			2	
Debrief on practice		❑		1	
MASK CLEARING TAUGHT PROPERLY		**Y/N, If no, must FAIL**			
REGULATOR CLEARING TAUGHT PROPERLY		**Y/N, If no, must FAIL**			
DIVE BRIEF					
Site description - specific		❑		1	
Hazards – specific to dive site	❑			2	
Emergency facilities		❑		1	
Buddy allocation		❑		1	
Signals	❑			2	
Equipment handling		❑		1	
Entry		❑		1	
Surface drill		❑		1	
Where to go		❑		1	
Skills		❑		1	
Descent procedures including ears	❑			1	
Bottom procedures ie buddy system & group control	❑			1	
Air monitoring		❑		1	
Ascent procedure including lungs & ascent rate	❑			1	
Surface drill	❑			1	
Emergency procedures:					
Ear problems	❑			1	
Lost instructor or buddy	❑			1	
Current, if relevant	❑			1	
Out of air or emergency ascent	❑			1	
Sub –totals:					

AUSI RESORT DIVE ASSESSMENT FORM (0608 – 2/2)

THE DIVE

Equipment set up & checks, cylinders must be full	❑			2	
Dive platform		❑		1	
Dive flag	❑			2	
Oxygen & first aid kit available	❑			1	
Safe & appropriate gearing up	❑			1	
Gear checks including self	❑			2	
Safe & appropriate entry	❑			2	
Positive buoyancy on surface	❑			2	
Masks on faces		❑		1	
Regulators in mouth	❑			2	
Buddy pairs		❑		1	
Surface group control	❑			1	
Final warnings before descent ie ears & lungs	❑			2	
Ears equalised	❑			2	
Controlled descent	❑			2	
Underwater group control	❑			2	
Underwater buoyancy control	❑			2	
Constant air checks	❑			2	
Controlled ascent	❑			2	
Positive buoyancy on surface	❑			2	
Surface group control	❑			1	
Appropriate exit		❑		1	

SAFETY

WERE ANY INCIDENTS CONTROLLED?		**Y/N, If no, must FAIL**	
WAS SEPARATION PREVENTED?		**Y/N, If no, must FAIL**	
WAS DIVE SAFE? (Explain why not)		**Y/N, If no, must FAIL**	

END

Correct stowage of equipment		❑		1	
Dive platform packed up including dive flag		❑		1	
Dive log completed		❑		1	
Passenger manifest completed	❑			2	
Health check	❑			2	
Appropriate debrief		❑		1	
Certificate issued		❑		1	

	POSSIBLE	**46**	**30**	**100**
TOTALS				
	MINIMUM REQUIRED	**40**	**20**	**SCORE**

PASS / FAIL

An UNSAFE lesson **MUST** fail.

WAS EXERCISE SAFE? (NO = FAIL) – explain!		**Y/N, If no, must FAIL**	

Copyright © 2008 AUSI Pty Ltd

GENERAL COMMENTS:

Form 3 (0809) - AUSI Professional Annual Renewal Form

Name: _____ **AUSI Number:**

Address: _____

_____ **Postcode:** _____

Phone: _____ **Mobile:** _____

E-mail: _____ **Facsimile:** _____

Facility: _____ **Facility Phone:** _____

Renewal for:

Snorkel Swimming Instructor*	☐		
Snorkel Guide*	☐	Level	☐
Snorkel Diver Instructor**	☐	Level	☐
Snorkel Diver Instructor Trainer**	☐	Level	☐
Level VI Professional*	☐		
Scuba Assistant Instructor*	☐		
Level I Scuba Instructor *	☐		
Level II-VI Scuba Instructor**	☐	Level	☐
Scuba Instructor Trainer (LVII)**	☐		
Scuba Instructor Examiner (LVIII)**	☐		

Current highest other diving certification:

Agency: _____

Level: _____

Number: _____

Date: _____

Scuba Instructor Level Upgrade:

Previous Level: ☐ New Level: ☐

Date of Upgrade: _____

Verified by: _____

AUSI No.: _____

Signature: _____

The following MUST accompany this renewal form: (*Scanned documents can be sent by e-mail*)

Appropriate fee (see below) – cheque made to AUSI or credit card or Pay Pal via web site	☐
Two passport photographs **OR** one electronic passport photograph to: info@ausi.com.au	☐
Copy of current medical (Australian Scuba Professionals require AS/NZ 2299.1)	☐
Copy of current work place first aid or approved equivalent	☐
Copy of current CPR or approved equivalent	☐
Copy of current oxygen provider or approved equivalent **OR**	☐
Current oxygen provider instructor or approved equivalent for Level V Scuba and higher	☐
Other relevant current teaching, instructing or coaching qualifications	☐

Annual Snorkel Endorsement: **Certification Duck Dive** (Max. comfortable depth): ☐ m/ft

Assessed by: **Instructor No.** **Date :**

AUSI Annual Renewal Fees:	**AUD**	
***Non-certifying Professionals:**	$55	☐
****Certifying Instructors:**	$110	☐
Instructor Upgrade Card Fee:	$15	☐

Note:
If Annual Renewal is received by 30 November, certifying instructors will have their fee rebated with eight AUSI Certification Forms.
If Annual Renewal is not received by 31 December, AUSI status will be downgraded to inactive.

Credit Card Payment Type of Card: Visa ☐ MasterCard ☐ Bankcard ☐

Amount authorised _____ Card Number ☐☐☐☐☐☐☐☐☐☐☐☐☐☐☐☐

Card Holder _____ Signature _____ Exp. Date ___ / ___

Applicant's Declaration: I hereby declare that the information provided in this application is to the best of my knowledge true and correct and I agree to abide by AUSI Standards, AUSI Procedures and AUSI Teaching Guidelines when conducting AUSI Programs and I understand that materials I can download from www.ausi.com.au are protected by international copyright laws and that downloaded materials can only be used for my own personal use unless I have received written authorisation from AUSI Pty Ltd. I further acknowledge that I have read and agree to the terms and conditions as specified in the AUSI Open Licence agreement. I also understand that my personal information will not be passed on to any third party by AUSI without my express permission. I further declare that to the best of my knowledge I am not under any outstanding ethics complaint.

Applicant's signature: _____ Date: _____

Return completed form with relevant documentation and payment to:

AUSI PO Box 202 Queenscliff Victoria 3225 AUSTRALIA

Fax: +61 3 5255 4455 **E-mail: info@ausi.com.au**

..

Section 5B: AUSI Scuba Teaching Guidelines

LEVEL I SCUBA INSTRUCTOR – August 2009

COURSE PLANNING 1

INSTRUCTOR DEVELOPMENT 5

ASSESSMENT GUIDELINES 12

DETERMINING RESULTS 17

DEBRIEF 19

REGISTRATION PROCEDURES 19

COURSE MATERIALS 21

- **AUSI PROFESSIONAL TRAINING PROGRAM APPLICATION FORM**
- **AUSI PROFESSIONAL TRAINING APPLICATION FORM**
- **AUSI MEDICAL HISTORY FORM**
- **AUSI SCUBA INSTRUCTOR PRE-COURSE ASSESSMENT RECORD**
- **AUSI SCUBA INSTRUCTOR PRE-COURSE THEORY TEST**
- **AUSI LEVEL I SCUBA INSTRUCTOR TRAINING RECORD**
- **AUSI CLASSROOM LESSON PLANNER**
- **AUSI CLASSROOM TEACHING ASSESSMENT FORM**
- **AUSI SCUBA PRACTICAL SKILLS TEACHING ASSESSMENT FORM**
- **AUSI STUDENT SCUBA DIVE LEADERSHIP ASSESSMENT FORM**
- **AUSI RESORT DIVE ASSESSMENT FORM**
- **AUSI SCUBA RESCUE ASSESSMENT FORM**
- **AUSI SCUBA INSTRUCTOR EXAMINATION REPORT**

Copyright © 2009 AUSI Pty Ltd ACN 062 887 969

Copyright © 2009 AUSI Pty Ltd ACN 062 887 969

COURSE PLANNING

The AUSI Level I Scuba Instructor course is designed to train candidates operate safely and competently in the following key areas of scuba instruction:

1. Classroom Teaching,
2. Practical Skills Teaching,
3. Student Dive Leadership, and
4. Introductory Scuba Diving (Resort Dives).

Note: This course complies with Australian Standard AS 4005.4-2000.

Training involves:

1. Instructor Development Lectures, and
2. Candidate presentations.

Successful candidates will be able to:

1. Conduct introductory scuba programs,
2. Assist higher level AUSI Scuba Instructors,
3. Train and certify AUSI Snorkel Swimming Instructors (if endorsed),
4. Act as a snorkel guide (if endorsed), and
5. Train and certify AUSI Snorkel Divers to an appropriate level (if endorsed).

Note: The AUSI Level I Scuba Instructor training course and the AUSI Level II Scuba Instructor update course can be combined into a single course. If combined into a single course then the final assessment, conducted by an independent AUSI Level VIII Scuba Instructor, must be conducted at the conclusion of the course as per the AUSI Level I Scuba Instructor Teaching Guidelines, where teaching topics must be chosen from the topic lists in the relevant section of the AUSI Level II Scuba Instructor Teaching Guidelines. Also in this case the pass mark for the AUSI Scuba Instructor Diving Theory Knowledge Examination must meet the criteria outlined in the AUSI Level II Scuba Instructor Teaching Guidelines.

Instructor

The course can only be conducted by an AUSI Level VII Scuba Instructor or higher and examined by an independent AUSI Level VIII Scuba Instructor.

Ratios

1. Theory 12:1,
2. Presentations 6:1, and
3. Ocean 4:1.

Prerequisites

Before participating on the course each candidate must:

1. Be at least 18 years of age,
2. Be a certified AUSI Level VI Scuba Professional or approved equivalent,
3. Have logged a minimum of 100 non-instructional dives in varying conditions including a minimum of ten night dives, ten drift dives, 15 deep dives (30-40m/100-130'),
4. Possess the minimum diving equipment as listed below,
5. Hold a current scuba medical *(see AUSI Definitions)*,
6. Hold a current work place first aid certificate,
7. Hold a current CPR certificate,
8. Hold a current oxygen provider certificate,
9. Have completed relevant AUSI Lesson Reviews in the previous three months *(see below)*,
10. Have in the previous six months:
    a. Completed relevant fitness tests *(see below)*,
    b. Completed relevant navigation tests *(see below)*,
    c. Completed professional internship *(see below)*, and
    d. Observed at least two complete AUSI Level I & II Scuba Diver (Open Water) courses.
11. Have submitted a completed AUSI Professional Training Application Form with appropriate fee to AUS Head Office prior to the commencement of training, and
12. Submit a completed AUSI Scuba Instructor Workbook, prior to course, if possible.

Note: It is highly recommended that candidates have prior to commencement of training observed a minimum of five introduction to scuba programs.

Copyright © 2009 AUSI Pty Ltd ACN 062 887 969

Theory Review

Before entry on an AUSI Level I Scuba Instructor Training Course, the candidate must have completed all AUSI Level I to Level VI Scuba Diver Lesson Reviews, ie AUSI Scuba Learning Modules 1 - 22, within three months prior to the commencement date of the course.

It is highly recommended that the candidate sits the AUSI Scuba Instructor Pre-Course Theory Test within 30 days prior to the commencement date of the course to identify any key areas of diving knowledge that need to be studied prior to commencement of the AUSI Level I Scuba Instructor Training Course.

Fitness Tests

Before entry on an AUSI Level I Scuba Instructor Training Course, the candidate must have completed the following within six months prior to the commencement date of the course with an AUSI Level II Scuba Instructor or higher:

1. Swim, without the use of aids, 200 metres (220yds) in no more than five minutes then stay afloat for ten minutes,
2. Snorkel swim, while neutrally buoyant, 800 metres (880yds) in no more than 17 minutes,
3. Snorkel swim in the ocean, wearing but not using normal scuba, 1000 metres (1100yds) in no more than 50 minutes,
4. In the ocean, with snorkelling gear only, swim underwater on one breath no less than a distance of 25 metres (30yds), and
5. In the ocean, with snorkelling gear only, retrieve an object from a depth between six metres (20') and 12 metres (40'). This test determines the level of AUSI Snorkel Diver Instructor certification where Level 1 requires at least six metres (20'), Level 2 requires at least nine metres (30') and Level 3 requires 12 metres (40').

Note: Items 4 and 5 are optional, however if not completed, then the candidate cannot become an endorsed AUSI Snorkel Diver Instructor.

Navigation Tests

Before entry on an AUSI Level I Scuba Instructor Training Course, the candidate must have completed the following within six months prior to the commencement date of the course with an AUSI Level II Scuba Instructor or higher:

1. Compass swim using scuba at a depth between three and six metres (10-20') an underwater triangle with 30 metre (33yds) sides and return to the start point with an error of no more than five metres (6yds). Distance should be adjusted so that it is well beyond the limit of visibility, and
2. By natural navigation using scuba at a depth between three and six metres (10-20') swim a straight-line 30 metres (33yds) out and return to the start point with an error of no more than five metres (6yds). Distance should be adjusted so that it is well beyond the limit of visibility.

Internship

1. Before entry on an AUSI Level I Scuba Instructor Training Course, the candidate must have completed the following within six months prior to the commencement date of the course:
2. Satisfactorily complete two dive leaderships for a minimum of six certified divers, the *AUSI Level VI Dive Leadership Assessment Form* is to be used for assessment,
3. Satisfactorily complete two days assisting in a training facility; areas of involvement should include air filling, sales, rental and workshop equipment repairs & maintenance, and
4. Satisfactorily complete two days assisting on a dive charter vessel; areas of involvement should include vessel operations and organisation, dive site selection and location, manifest management, gear stowage, dive briefing and diver entry & exit.

Copyright © 2009 AUSI Pty Ltd ACN 062 887 969

Materials

During the course the following must be used where relevant:

1. **AUSI Scuba Adventure Briefing Sheets,**
2. **AUSI Open Water Scuba Manual** or AUSI Level I & II Scuba Diver Course Notes,
3. **AUSI Instructor Course Notes,**
4. **AUSI Scuba Instructor Workbook,**
5. **AUSI Instructor Training Record** (contains all relevant forms and assessment sheets)
6. *AUSI Medical History Form* or approved equivalent
7. A*USI Instructor Training Program Application Form,*
8. *AUSI Scuba Instructor Pre-Course Assessment Record,*
9. *AUSI Level I Scuba Instructor Training Record,*
10. *AUSI Classroom Lesson Planner,*
11. *AUSI Assessment Forms,*
12. *AUSI Scuba Instructor Examination Report, and*
13. *AUSI Professional Registration Form.*

Candidates must have their own copies of Items 1, 2, 3, 4 & 5.

Items 1, 2, 3, 4 & 5: Can be purchased from AUSI Head Office.

In lieu of Items 2 & 3: AUSI Level I & II Scuba Course Notes and AUSI Instructor Course Notes ie AUSI Scuba Learning Modules 1, 2, 3, 4, 23, 24, 25, 26, 27, 28, 29 & 30 can be downloaded from www.ausi.com.au.

Item 4 & 5: Can be downloaded by registered instructors from www.ausi.com.au

Items 6, 7, 8, 9, 10, 11,12 & 13: Can be photocopied from the Course Materials section of the AUSI Instructor Manual or registered instructors can download an AUSI Scuba Instructor Trainer Pack from www.ausi.com.au.

Equipment

Each instructor and candidate shall use the equipment listed below during all practical training and ocean diving throughout the course:

1. Mask, snorkel and fins,
2. Approved air cylinder and valve (Australian Standard AS 2030.1 or equivalent),
3. Buoyancy control device with scuba feed inflator designed to maintain the head above water surface when inflated (separate back pack, if appropriate),
4. Regulator with a balanced first stage,
5. Alternate air source,
6. Depth and cylinder pressure gauges, timing device and compass,
7. Adequate exposure protection with appropriate quick release weight system, and
8. Compass and knife.

Note: Equipment list is as required by Australian Standard AS 4005.1-2000.

When training involves the use of a boat the boat must comply with the requirements of the relevant regulatory authority, must be attended at all times by a competent attendant and the following shall be available:

1. Safety equipment as required by the relevant regulatory authority,
2. Highly visible float with mermaid line,
3. Descent/ascent line incorporating a safety stop facility,
4. Notebook and pen,
5. Datum marker eg GPS or shot line, and
6. Spare fully charged scuba unit.

During all diving operations, the following emergency first aid equipment shall be readily available along with a competent operator:

1. Appropriate first aid kit with supplies suitable for treating diving injuries, and
2. An oxygen resuscitator capable of delivering 100% oxygen with an adequate supply of oxygen taking into account location and access to medical facilities.

Copyright © 2009 AUSI Pty Ltd ACN 062 887 969

Suggested Course Timetable

The timetable below is a suggested timetable for a seven-day full time course.

FULL TIME (7 DAY) COURSE

Day 1	08:00	**Introduction**
	10:00	**AUSI Philosophy** (Scuba Learning Module – 23)
	12:00	Lunch
	13:00	Skill & Rescue Evaluation (Pool)
	15:00	**Classroom Teaching** (Scuba Learning Module – 24)
	17:00	Private Study
	18:00	Dinner
	19:00	Lesson Planning (Group exercise)
Day 2	08:00	**Practical Skills Teaching** (Scuba Learning Module – 25)
	10:00	Practical Skill Teaching (Minimum 1 per candidate)
	12:00	Lunch
	13:00	**Student Dive Leadership** (Scuba Learning Module – 26)
	15:00	Practical Dive Leaderships (Pool exercise)
	17:00	Private Study
	18:00	Dinner
	19:00	Classroom Presentations (Minimum 1 per candidate)
Day 3	08:00	Practical Dive Leadership (Group exercise)
	10:00	**Student Assessment & Certification** (Scuba Learning Module – 27)
	12:00	Lunch
	13:00	Practical Skills Teaching (Minimum 2 per candidate)
	15:00	**Continuing Education** (Scuba Learning Module – 28)
	17:00	**CPR Review**
	18:00	Dinner
	19:00	Classroom Presentations (Minimum 2 per candidate)
Day 4	08:00	Practical Dive Leadership (Group exercise)
	10:00	**Medical Aspects of Scuba Instruction** (Scuba Learning Module – 29)
	12:00	Lunch
	13:00	Practical Skills Teaching (Minimum 2 per candidate)
	15:00	**Legal Aspects of Scuba Instruction** (Scuba Learning Module – 30)
	17:00	**Oxygen Provider Review**
	18:00	Dinner
	19:00	Classroom Presentations (Minimum 2 per candidate)
Day 5	08:00	**Conducting Resort Dives** (Briefing Session)
	10:00	Conducting Resort Dives (Minimum 1 per candidate)
	12:00	Lunch
	13:00	**Dive School Administration** (A review of the AUSI Instructor Manual)
	15:00	Conducting Resort Dives (Minimum 1 per candidate)
	17:00	**AUSI Standards & Procedures** (Open Book Written Examination)
	18:00	Dinner
	19:00	**Diving Knowledge** (Closed Book Written Examination)
Day 6	08:00	**Classroom Presentation** (Final Assessment)
	10:00	**Practical Skills Teaching** (Final Assessment)
	12:00	Lunch
	13:00	**Practical Dive Leadership** (Final Assessment)
	15:00	Spare
Day 7	08:00	**Conducting Resort Dives** (Final Assessment)
	10:00	Spare
	12:00	Lunch
	13:00	**Results & Debrief**
	15:00	Spare

Copyright © 2009 AUSI Pty Ltd ACN 062 887 969

INSTRUCTOR DEVELOPMENT

Introduction

The following materials are required for the introductory session:

1. **AUSI Instructor Course Notes**,
2. **AUSI Scuba Instructor Workbook,**
3. **AUSI Scuba Instructor Training Record**
4. *AUSI Medical History Form or approved equivalent,* and
5. *AUSI Level I Scuba Instructor Training Record.*

During the introductory session, which must be done before any practical sessions are conducted, the AUSI Scuba Instructor Trainer is required to do the following:

1. Have each candidate complete the *AUSI Medical History Form* or approved equivalent and check carefully,
2. Sight and record evidence that each candidate has met all course prerequisites,
3. Have each candidate fill-in and sign the prerequisite section of the *AUSI Level I Scuba Instructor Training Record* and counter sign,
4. Explain the AUSI Pathway and where the current course fits in,
5. Explain the responsibilities of an AUSI Level I Scuba Training Instructor,
6. Explain the structure of the AUSI Level I Scuba Instructor course,
7. Explain assessment procedures,
8. Discuss the course timetable,
9. Discuss the course equipment requirements,
10. Explain the requirements for certification, and
11. Explain the requirements for registration & annual renewal.

The recommended text books for those students wishing to do further reading are:

1. **Recreational Scuba Diving** – Sinclair & Kenley,
2. **Oxygen First Aid** - J. Lippmann,
3. **The DAN Emergency Handbook** - J. Lippmann & S. Bugg,
4. **The Sport Diving Medical** - Parker
5. **Scuba Safety In Australia** - Wilks, Knight & Lippmann, and
6. **Diving Medicine For Scuba Divers** - Edmonds, McKenzie & Thomas.

All texts are available from AUSI Head Office.

Theory Sessions

The AUSI Level I Scuba Instructor course consists of eight theory presentations with lesson reviews, which should be conducted in accordance with the Classroom Teaching section of the **AUSI Scuba Instructor Course Notes**.

The topics covered are:

AUSI Philosophy	*(AUSI Scuba Learning Module 23)*
Classroom Teaching	*(AUSI Scuba Learning Module 24)*
Practical Skills Teaching	*(AUSI Scuba Learning Module 25)*
Student Dive Leadership	*(AUSI Scuba Learning Module 26)*
Student Assessment & Certification	*(AUSI Scuba Learning Module 27)*
Continuing Education	*(AUSI Scuba Learning Module 28)*
Medical Aspects of Diving	*(AUSI Scuba Learning Module 29)*
Legal Aspects of Diving Instruction	*(AUSI Scuba Learning Module 30)*

Candidates must have their own copy of the **AUSI Instructor Course Notes**. After each theory session the candidate must complete the relevant lesson review found in the **AUSI Scuba Instructor Workbook.**

The *AUSI Level I Scuba Instructor Training Record* is to be updated at the end of every theory session.

Copyright © 2009 AUSI Pty Ltd ACN 062 887 969

Personal Skill Evaluation

Each candidate is to undergo personal skill evaluation during the course, which is to be conducted by the AUSI Scuba Instructor Trainer or another nominated AUSI Level VII Scuba Instructor or higher.

The following skills are to be evaluated in the Skill & Rescue Evaluation session:

1. Entries & exits,
2. Mask skills,
3. Swimming underwater without a mask,
4. Regulator skills,
5. Out of air and low air procedures,
6. Buoyancy skills including determining neutral buoyancy,
7. Weight system - surface removal & replacement,
8. Scuba equipment - underwater removal and replacement, and
9. Diver assistance techniques - tired diver tows and cramp release techniques.

The following are continually assessed throughout the course:

1. Equipment assembly & disassembly,
2. Buddy system techniques, and
3. Equipment care & maintenance.

Copyright © 2009 AUSI Pty Ltd ACN 062 887 969

Candidate Presentations

The overall aim of candidate presentations is to have the candidate present various aspects of the AUSI Level I & II Open Water Course with emphasis on the requirements for conducting introductory scuba dives. All presentations are to be assessed and the AUSI Scuba Instructor Trainer is to ensure theory knowledge, teaching skills, diving skills and leadership qualities are discussed to enhance candidate knowledge and skill.

Where relevant, the candidate will use the AUSI Level I and Level II Scuba Diver Teaching Guidelines, AUSI Scuba Adventure Briefing Sheets, AUSI Level I and II Scuba Diver Course Notes ie the AUSI Open Water Scuba Diving Manual and AUSI Cue Cards as a guide to each presentation.

There are four teaching areas to be covered:

1. Classroom Teaching,
2. Practical Skills Teaching,
3. Student Dive Leadership, and
4. Introductory Scuba Diving (Resort Diving).

Each presentation is to be assessed using the relevant AUSI Assessment Form and assessment forms must be filed in the candidate's course file.

Using the AUSI Assessment Forms

The AUSI Assessment Forms are designed to give a competency-based result ie either a pass or a fail. A performance mark is also given that acts as a guide to the candidate's overall performance.

Performance is rated according to the following criteria:

< 60	unsatisfactory
60-70	poor
71-80	average
81-90	good
> 90	excellent.

For example, FAIL/83 means key elements were missed but the overall performance was good
PASS/67 means key elements were present but the overall performance was poor.

When calculating the performance mark, assessors are to deduct full point value when a point is missed or not made strongly enough eg. if a candidate gives a reason to learn but it was not very good or not very convincing then it is scored as being given but no marks are allocated.

Copyright © 2009 AUSI Pty Ltd ACN 062 887 969

1. **Classroom Teaching**

Prior to final examination the candidate must present a minimum of three satisfactory "micro-lessons" ie short 10-15 minute complete lessons. A minimum of two different topics must be chosen from the AUSI Scuba Learning Module One listed below and at least one topic from AUSI Scuba Learning Module Two, Three or Four.

a. Scuba Equipment – page 3,
b. Pressure – page 4,
c. Effects of Pressure - page 5,
d. Buoyancy – pages 6 & 7,
e. Gas Spaces – pages 8 & 9,
f. Ears & Diving – pages 10 & 11, and
g. Lungs & Diving – pages 12 & 13.

Micro lessons must be carefully assessed using the *AUSI Classroom Teaching Assessment Form* with the assessing instructor carefully recording what they see and making relevant comments.

Candidates should be encouraged to use the AUSI Classroom Lesson Planner when planning and presenting classroom presentations.

After completion of each presentation the assessing instructor must give the candidate carefully worded feedback on their performance. It is important that feedback be as positive and constructive as possible and includes comments on the candidate's theory knowledge.

If the audience used for the presentation is a manufactured audience ie not real students, then the audience must be briefed to behave and answer questions as real students would be expected to behave. Unruly behaviour and giving stupid answers is clearly unacceptable and only serves to unnecessarily upset the candidate.

Copyright © 2009 AUSI Pty Ltd ACN 062 887 969

2. **Practical Skills Teaching**

Prior to final examination the candidate must present a minimum of three satisfactory micro-lessons ie short 10-15 minute complete lessons. A minimum of two different topics must be chosen from the following list and must include items c & f:

a. Scuba assembly & disassembly,
b. Entry & exit procedures:
    i. Seated Entry, and
    ii. Step Entry,
c. Underwater clearing of water from a regulator by two methods,
d. Regulator retrieval,
e. Descent & ascent procedures,
f. Mask clearing,
g. Use of an alternative air source in an emergency,
h. Weight system removal & replacement,
i. Equipment removal & replacement both on surface and at depth,
j. Underwater buoyancy control:
    i. Fin Pivot, and
    ii. Hover.

Micro lessons must be carefully assessed using the *AUSI Scuba Practical Skills Teaching Assessment Form* with the assessing instructor carefully recording what they see and making relevant comments.

After completion of each presentation the assessing instructor must give the candidate carefully worded feedback on their performance. It is important that feedback be as positive and constructive as possible and includes comments on the candidate's personal diving skills and safety.

If the audience used for the presentation is a manufactured audience ie not real students then the audience must be briefed to behave and answer questions as real students would be expected to behave. Unruly behaviour and giving stupid answers is clearly unacceptable and only serves to unnecessarily upset the candidate.

In practical presentations the candidate must be given problems to solve including group control. Given problems must resemble situations that would be experienced with real students. Once a problem has been identified and solved and/or the candidate has regained control then the lesson should be allowed to proceed. It is also important not to overload the lesson with too many problems to solve; one or two problems per lesson are quite adequate.

Copyright © 2009 AUSI Pty Ltd ACN 062 887 969

3. **Student Dive Leaderships**

Prior to final examination the candidate must have been satisfactorily involved in a minimum of three student dive leadership exercises. Exercises must included a minimum of two different skills chosen from the following list and must include items b & d and at least one complete student dive leadership:

a. General brief, equipment organisation & arrival,
b. Dive brief,
c. Gear up, entry & surface control
d. Final Brief, descent, underwater swimming & ascent, and
e. Surface control, exit & dive end.

The aim of the student dive leadership exercises is to primarily prepare the AUSI Level I Scuba Instructor candidate for the role of conducting introductory scuba dives. However, the AUSI Level I Scuba Instructor candidate needs to also understand all key elements of dive leadership so when acting as an assistant they can anticipate the needs of the higher-level AUSI Scuba Instructor they are assisting.

Each dive leadership exercise should be conducted with one of the candidates acting as the instructor and at least two mock students who are made up from the other candidates and the AUSI Scuba Instructor Trainer or an assistant who is an AUSI Level II Scuba Instructor or higher.

The dive leadership exercise should be as realistic as possible with the mock students presenting only the problems that the AUSI Scuba Instructor Trainer or the assistant has briefed them on. There should not be more than two problems to solve per presentation and the candidate should also be given a group control incident to deal with such as potential separation or a surface problem such as cramp or distraction. The *AUSI Scuba Student Dive Leadership Assessment Form* must be used by the AUSI Scuba Instructor Trainer (or assistant) to record each candidates performance and should be discussed in detail during the debrief session.

When conducting the exercise as a group exercise then it is suggested that the dive leadership be sectioned into the topics listed above.

The AUSI Scuba Instructor Trainer must ensure that candidates are not put into potentially dangerous situations when performing as mock students with problems or as the dive leader. Only take the scenario to the point where the lesson can be learnt without endangering safety.

Exercises should be conducted so each candidate performs the in-water section of the dive leadership as the instructor. Once in the water, each candidate in turn, takes over on surface and performs the surface-to-surface components ie, final brief, descent, dive, ascent, and surface control.

The underwater phase of the exercise need take no longer than ten minutes, enough time to attempt a separation, have an incident and see that a number of air checks are completed. Keep the depth of the dive shallow, ideally 3 - 6 metres (10-20’), so repetitive dives can be done safely to allow all candidates to lead the in-water section.

After completing their turn each candidate should be given a quick debrief whilst still in the water before the next candidate takes their turn. Feedback should be as positive and constructive as possible and include comments on the candidate’s personal diving skills, leadership and safety.

Candidates should use available materials eg **AUSI Scuba Dive Leadership Cue Card,** so that the dive leadership includes all required components.

Copyright © 2009 AUSI Pty Ltd ACN 062 887 969

4. **Introductory Scuba Diving**

Prior to final examination the candidate must have been satisfactorily involved in a minimum of three introductory scuba diving exercises. Exercises must cover a minimum of three different skills from the following list including items c, d & e and include at least one full introductory scuba diving exercise:

a. Participant selection,
b. Administrative procedures,
c. Theory briefing,
d. Skill training,
e. Underwater tour, and
f. Debrief.

The aim of the introductory scuba diving exercises is to prepare the AUSI Level I Scuba Instructor candidate to independently conduct the AUSI Resort Diver program in sheltered water, as defined in AUSI Definitions, to a maximum depth of six metres (20 feet).

The candidate needs to demonstrate understanding and competence in the key elements of the introductory scuba program as listed above.

During the course, candidates must to be exposed to and debriefed on the key elements prior to final examination. To achieve this, a series of simulated exercises should be conducted where all candidates are involved by role-playing as students and instructors on a rotation basis. The AUSI Scuba Instructor Trainer must assess and debrief each section of the simulated exercise.

After completing their turn each candidate should be given a quick debrief whilst still in the water before the next candidate takes their turn. Feedback should be as positive and constructive as possible and include comments on the candidate's personal diving skills, leadership and safety.

Exercises should be as realistic as possible with the mock students simulating no more than one or two realistic problems per candidate plus an attempted vertical or horizontal separation. An *AUSI Resort Dive Assessment Form* shall be used by the AUSI Scuba Instructor Trainer and should be discussed in detail during the debrief session.

The underwater phase of the exercise need take no longer than ten minutes, enough time to attempt a separation, have an incident and see that a number of air checks are completed. Keep the depth of the dive as shallow as possible, ideally three - six metres (10–20ft), so repetitive dives can be done safely to allow all candidates to lead the in-water section.

The AUSI Scuba Instructor Trainer must ensure that no one, either the candidate or mock students, are put in potentially dangerous situations. Scenarios should only be taken to the point where the lesson can be learnt without endangering safety.

Candidates are permitted to use available materials eg **AUSI Resort Dive Cue Card** so that the dive includes all the required components.

Copyright © 2009 AUSI Pty Ltd ACN 062 887 969

ASSESSMENT GUIDELINES

The final result of the AUSI Level I Scuba Instructor course is based on the following:

1. A satisfactory course mark in each teaching area and scuba rescue, and
2. The final assessment conducted by an independent AUSI Level VIII Scuba Instructor acting as the AUSI Examiner.

During the course every presentation made by the AUSI Level I Scuba Instructor candidate is to be assessed using the relevant AUSI Assessment Form and results summarised on the candidate's *AUSI Level I Scuba Instructor Training Record*.

Once the candidate has satisfied the on-course requirements and upon receipt of the AUSI Scuba Instructor Examination Fee, AUSI Head Office will appoint an independent AUSI Level VIII Scuba Instructor to act as the independent AUSI Examiner to conduct the final assessment.

The areas assessed are:

1. AUSI Standards and Procedures,
2. Diving Theory Knowledge,
3. Classroom Teaching,
4. Practical Skills Training,
5. Student Dive Leadership,
6. Introductory Scuba Diving, and
7. Scuba Rescue.

All assessment forms and examination papers must be kept in the candidate's course file and all final results summarised on the *AUSI Level I Scuba Instructor Examination Report*.

AUSI Standards & Procedures

1. An open book written exam based on current AUSI Definitions, AUSI Standards and AUSI Procedures is to be conducted at the conclusion of the AUSI Level I Scuba Instructor Course and marked by the independent AUSI Examiner.
2. The minimum mark required for a "pass" is 90% and a mark less than 80% is deemed a "fail". If the candidate scores between 80% and 89% the AUSI Examiner can, at their discretion, conduct an oral examination to clarify areas of the candidate's understanding. If an oral is conducted the AUSI Scuba Instructor Trainer must act as a witness.
3. Candidate's given a pass must have all incorrect answers reviewed.
4. In the event of the candidate failing the exam only <u>one</u> immediate retest is allowed.

Diving Theory Knowledge

1. A closed book written exam based on current general diving theory is to be conducted at the conclusion of the AUSI Level I Scuba Instructor Course and marked by the independent AUSI Examiner.
2. The minimum mark required for a "pass" is 65% and a mark less than 55% is deemed a "fail". If the candidate scores between 55% and 64% the AUSI Examiner can, at their discretion, conduct an oral examination to clarify areas of the candidate's knowledge. If an oral is conducted the AUSI Scuba Instructor Trainer must act as a witness.
3. In the event of the candidate failing the exam an immediate retest is not allowed. The candidate can retest no earlier than 30 days and no later than 90 days after the original exam.
4. The exam must be placed in the candidate's course file.

Copyright © 2009 AUSI Pty Ltd ACN 062 887 969

Classroom Teaching

1. Prior to final examination the candidate must have presented a minimum of three satisfactory micro-lessons where a minimum of two different topics were chosen from AUSI Scuba Learning Module One topics listed below and at least one topic from AUSI Scuba Learning Module Two, Three or Four.
    a. Scuba Equipment – page 3,
    b. Pressure – page 4,
    c. Effects of Pressure - page 5,
    d. Buoyancy – page 6 & 7,
    e. Gas Spaces – pages 8 & 9,
    f. Ears & Diving – pages 10 & 11, and
    g. Lungs & Diving – page 12 & 13.
2. Final assessment is to be conducted by independent AUSI Examiner, where:
    a. During the final assessment the candidate will be given the opportunity to present no more than two lessons,
    b. The first will be the candidate's choice chosen from the above list, and
    c. If the candidate fails the first presentation, a second presentation is required. The AUSI Examiner will chose the topic from the above list excluding the topic already examined. Only 15 minutes preparation time is allowed.

Note: During the final assessment teaching sessions the audience will comprise of staff instructors and the independent AUSI Examiner but not the AUSI Scuba Instructor Trainer, however if a second presentation is required the AUSI Scuba Instructor Trainer must be present and the candidate must receive a pass from both the AUSI Examiner and the AUSI Scuba Instructor Trainer.

3. If the candidate gives unsafe information they will be given an automatic "fail".
4. The *AUSI Classroom Teaching Assessment Form* must be used for all presentations and placed in the candidate course file.

Copyright © 2009 AUSI Pty Ltd ACN 062 887 969

Practical Skills Teaching

1. Prior to final examination the candidate must have presented a minimum of three satisfactory micro-lessons where a minimum of two different topics were chosen from the following list and must included items b & d:
    a. Entry & exit procedures:
        i. Seated Entry, and
        ii. Step Entry,
    b. Underwater clearing of water from a regulator by two methods,
    c. Regulator retrieval,
    d. Descent & ascent procedures,
    e. Mask clearing,
    f. Use of an alternative air source in an emergency,
    g. Underwater buoyancy control:
        i. Fin Pivot, and
        ii. Hover.
2. Final assessment is to be conducted by an independent AUSI Examiner, where:
    a. During the final assessment the candidate will be given the opportunity to present no more than two lessons,
    b. The first will be the candidate's choice, which will be chosen from items listed above, and
    c. If the candidate fails the first presentation, a second presentation is required. The AUSI Examiner will choose the topic from the above list excluding the topic already examined and items a, d, and g.. Only 15 minutes preparation time is allowed.

Note: During the final assessment teaching sessions the audience will comprise of staff instructors and the independent AUSI Examiner but not the AUSI Scuba Instructor Trainer, however if a second presentation is required the AUSI Scuba Instructor Trainer must be present and the candidate must receive a pass from both the AUSI Examiner and the AUSI Scuba Instructor Trainer.

3. If the candidate gives unsafe information or behaves unsafely in the water they will be given an automatic "fail".
4. The *AUSI Scuba Practical Skills Teaching Assessment Form* must be used for all presentations and placed in the candidate course file.

Copyright © 2009 AUSI Pty Ltd ACN 062 887 969

Student Dive Leadership

1. Prior to final examination the candidate must have been satisfactorily involved in a minimum of three student dive leadership exercises. Exercises must have included a minimum of three different skills from the following list including items b & d and at least one complete student dive leadership:
    a. General brief, equipment organisation & arrival,
    b. Dive brief,
    c. Gear up, entry & surface control,
    d. Final Brief, descent, underwater swimming & ascent, and
    e. Surface control, exit & dive end.
2. Final assessment is to be conducted by an independent AUSI Examiner, where:
    a. During the final assessment the candidate will be given the opportunity to present no more than two student dive leadership exercises,
    b. The first will be a complete exercise simulating an open water "consolidation dive" for two divers, and
    c. If the candidate fails the first presentation, a second complete exercise is required however, if the AUSI Examiner deems that the dive brief section is the only weak area then only the dive brief section needs to be retested.

Note: During the final assessment the "students" will comprise of staff instructors and the independent AUSI Examiner but not the AUSI Scuba Instructor Trainer, however if a second presentation is required the AUSI Scuba Instructor Trainer must be the second "student" and the candidate must receive a pass from both the AUSI Examiner and the AUSI Scuba Instructor Trainer.

3. If the candidate gives unsafe information, behaves unsafely in the water or places the divers in potential or real danger they will be given an automatic "fail".
4. The *AUSI Scuba Student Dive Leadership Assessment Form* must be used for all presentations.

Copyright © 2009 AUSI Pty Ltd ACN 062 887 969

Introductory Scuba Diving

1. Prior to final examination the candidate must have been satisfactorily involved in a minimum of three introductory scuba diving exercises. Exercises must have included a minimum of three different skills from the following list including items c, d & e and at least one full introductory scuba dive:
    a. Participant selection,
    b. Administrative procedures,
    c. Theory briefing,
    d. Skill training,
    e. Underwater tour, and
    f. Debrief.
2. Final assessment is to be conducted by an independent AUSI Examiner, where:
    a. During the final assessment the candidate will be given the opportunity to present no more than two introductory scuba diving exercises,
    b. The first will be a complete exercise for two divers in sheltered water with a depth no greater than six metres (20'), and
    c. If the candidate fails the first presentation, a second complete exercise is required however, if only one section was unsatisfactory then, at the AUSI Examiner's discretion, only that section needs to be retested.

Note: During the final assessment the "students" will comprise of staff instructors and the independent AUSI Examiner but not the AUSI Scuba Instructor Trainer, however if a second presentation is required the AUSI Scuba Instructor Trainer must be the second "student" and the candidate must receive a pass from both the AUSI Examiner and the AUSI Scuba Instructor Trainer.

3. If the candidate gives unsafe information, behaves unsafely in the water or places the divers in potential or real danger they will be given an automatic "fail".
4. The *AUSI Resort Dive Assessment Form* must be used for all presentations.

Scuba Rescue

1. Prior to the final examination phase of the course the candidate must achieve an "on-course pass" by presenting a minimum of two consecutive scuba rescue passes.
2. Assessments can be conducted in a swimming pool or open water and are to be assessed by the AUSI Scuba Instructor Trainer or another nominated AUSI Level VII Scuba Instructor or higher.
3. Candidates are allowed as many attempts as necessary to achieve the "on-course pass".
4. The *AUSI Scuba Rescue Assessment Form* must be used for all presentations.

Copyright © 2009 AUSI Pty Ltd ACN 062 887 969

DETERMINING RESULTS

The AUSI Examiner is to review the candidate's *AUSI Level I Scuba Instructor Training Record* and final assessment results to determine an overall result based on the following criteria:

AUSI STANDARDS & PROCEDURES EXAMINATION:

Examiner's Mark	Result
Must gain a minimum of 90%, all incorrect answered to be debriefed	PASS
Less than 90%	FAIL
Notes: *If candidate fails, one immediate retest is allowed.*	

AUSI INSTRUCTOR THEORY KNOWLEDGE EXAMINATION:

Examiner's Mark	Result
Must gain a minimum of 65%	PASS
Less than 65%	FAIL
Notes: *If candidate fails, a retest cannot be conducted for at least 30 days and must be conducted before 90 days.*	

CLASSROOM TEACHING:

Course Mark	Examiner's Mark	Second Presentation	Result
Must pass minimum of three presentations prior to final assessment.	Pass	Not required	PASS
	Fail	Pass	PASS
	Fail	Fail	FAIL
Notes: *If candidate fails, a retest cannot be conducted for at least 30 days and must be conducted before 90 days. In the interim the candidate must observe at least four classroom presentations.*			

PRACTICAL SKILLS TEACHING:

Course Mark	Examiner's Mark	Second Presentation	Result
Must pass minimum of three presentations prior to final assessment.	Pass	Not required	PASS
	Fail	Pass	PASS
	Fail	Fail	FAIL
Notes: *If candidate fails, a retest cannot be conducted for at least 30 days and must be conducted before 90 days. In the interim the candidate must observe at least four practical skills presentations.*			

STUDENT DIVE LEADERSHIP:

Course Mark	Examiner's Mark	Second Presentation	Result
Must pass minimum of three presentations prior to final assessment.	Pass	Not required	PASS
	Fail	Pass	PASS
	Fail	Fail	FAIL
Notes: *If candidate fails, a retest cannot be conducted for at least 30 days and must be conducted before 90 days. In the interim the candidate must observe at least four open water presentations.*			

INTRODUCTORY SCUBA DIVING:

Course Mark	Examiner's Mark	Second Presentation	Result
Must pass minimum of three presentations prior to final assessment.	Pass	Not required	PASS
	Fail	Pass	PASS
	Fail	Fail	FAIL
Notes: *If candidate fails, a retest cannot be conducted for at least 30 days and must be conducted before 90 days. In the interim the candidate must observe at least four introductory scuba dives.*			

SCUBA RESCUE:

Course Mark	Result
Must pass minimum of two on-course presentations.	PASS
Notes: *Candidates must achieve an on-course pass prior to the final examination phase of the course.*	

Copyright © 2009 AUSI Pty Ltd ACN 062 887 969

Overall Results

After reviewing all assessments the independent AUSI Examiner will award one of the following results:

Pass

Awarded when the candidate achieves a pass in each of the following:

1. AUSI Instructor Theory Knowledge Examination,
2. AUSI Standards & Procedures Examination,
3. Classroom Teaching Assessment,
4. Practical Skills Teaching Assessment,
5. Student Dive Leadership Assessment,
6. Introductory Scuba Diving, and
7. Scuba Rescue.

Note: Items 3 ,4, 5 & 6 are regarded as teaching areas.

Provisional

Only awarded if the candidate fails the AUSI Scuba Instructor Theory Knowledge Examination and/or no more than one teaching area, refer to the above table for retest parameters.

Retests in provisional areas can only be conducted by an AUSI Level VII Scuba Instructor or higher.

Fail

Awarded when the candidate fails more than one teaching area.

The candidate must be given at least 30 days and no more than 90 days before undergoing a full re-examination, which is to be conducted by an independent AUSI Level VIII Scuba Instructor. In the interim the candidate must observe at least five introductory scuba dives and a full AUSI Level I & II Scuba Diver.

If the candidate does not sit a re-exanimation prior to the 90-day period then they are required to complete another AUSI Level I Scuba Instructor course including the examination phase.

Copyright © 2009 AUSI Pty Ltd ACN 062 887 969

DEBRIEF

The results, in writing, must be given to the candidate at the conclusion of the final examination phase of the course prior to an individual debrief.

The debrief must be conducted in private, by the independent AUSI Examiner and the AUSI Scuba Instructor Trainer.

During the debrief strengths and weaknesses must be brought to the attention of the candidate. The candidate must also be given an opportunity to review their file.

Note: A candidate who does not achieve a pass may be awarded AUSI Assistant Scuba Instructor; relevant registration procedures are to be followed.

REGISTRATION PROCEDURES

At the conclusion of the independent examination the AUSI Level VIII Scuba Instructor acting as the AUSI Examiner is to forward the following to AUSI Head Office:

1. Candidates course file with all assessment forms and exams ie the **AUSI Instructor Training Record**, which contains:
    a. Completed *AUSI Pre-Course Assessment Record,*
    b. Completed *AUSI Level I Scuba Instructor Training Record,*
    c. Completed *AUSI Scuba Instructor Examination Report, and*
    d. *All assessment forms.*
2. Completed **AUSI Scuba Instructor Workbook,**
3. Completed AUSI Standards & Procedures Exam, and
4. Completed AUSI Scuba Instructor Theory Test Answer Sheet.

The AUSI Certification Card and AUSI Wall Certificate, if ordered prior to the examination phase, can only be presented when the above items are in place to the satisfaction of the independent AUSI Level VIII Scuba Instructor acting as the AUSI Examiner.

If AUSI Certification Cards and AUSI Wall Certificates were not ordered prior to the final examination then AUSI Head Office will forward them to successful candidates upon receipt of the above listed items.

Copyright © 2009 AUSI Pty Ltd ACN 062 887 969

Copyright © 2009 AUSI Pty Ltd ACN 062 887 969

AUSI LEVEL I SCUBA INSTRUCTOR

COURSE MATERIALS

AUSI PROFESSIONAL TRAINING PROGRAM APPLICATION FORM

AUSI PROFESSIONAL TRAINING APPLICATION FORM

AUSI MEDICAL HISTORY FORM

AUSI SCUBA INSTRUCTOR PRE-COURSE ASSESSMENT RECORD

AUSI SCUBA INSTRUCTOR PRE-COURSE THEORY TEST

AUSI LEVEL I SCUBA INSTRUCTOR TRAINING RECORD

AUSI CLASSROOM LESSON PLANNER

AUSI CLASSROOM TEACHING ASSESSMENT FORM

AUSI SCUBA PRACTICAL SKILL TEACHING ASSESSMENT FORM

AUSI STUDENT SCUBA DIVE LEADERSHIP ASSESSMENT FORM

AUSI RESORT DIVE ASSESSMENT FORM

AUSI SCUBA RESCUE ASSESSMENT FORM

AUSI SCUBA INSTRUCTOR EXAMINATION REPORT

Please photocopy the forms for use as necessary from this section of your AUSI Instructor Manual.
OR
Registered instructors can download an AUSI Scuba Instructor Trainer Pack from www.ausi.com.au.

Copyright © 2009 AUSI Pty Ltd ACN 062 887 969

Copyright © 2009 AUSI Pty Ltd ACN 062 887 969

Form 4 (0809) - AUSI PROFESSIONAL TRAINING PROGRAM APPLICATION FORM

Facility Name: _____

Address: _____

_____ **Postcode:** _____

Telephone: **Business:** _____ **Mobile:** _____

Facsimile: _____ **Private:** _____

E-mail: _____

Name of proposed Course Director: _____ **AUSI No.** _____

Names of proposed Staff Instructors: _____ **AUSI No** _____

_____ **AUSI No** _____

_____ **AUSI No** _____

_____ **AUSI No** _____

Type of Program:

AUSI Snorkel Swimmer Instructor	
AUSI Snorkel Guide	
AUSI Snorkel Diver Instructor	
AUSI Level I Scuba Instructor	
AUSI Level II Scuba Instructor	

Proposed format of program: Full time/Part time

Proposed number of candidates:

If an independent AUSI Examiner is required, proposed examination dates:

NOTE: *All candidates must pre-register with AUSI Head Office and pay appropriate fee prior to commencing course. Please use* ***Form 13 AUSI Professional Training Application Form (0809)***

Proposed location of program: _____

Other relevant information including proposed assistants:

_____

_____

_____

_____

_____

_____

To the best of my knowledge the above information is true and correct and I agree that my Facility will always abide by AUSI Standards, AUSI Procedures and AUSI Teaching Guidelines when conducting AUSI Programs.

Signed: _____ **Name:** _____

Date: _____

Photocopy for your records and forward completed form to AUSI Head Office at least 60 days prior to the commencement date of the program.

73 Silverdale Road, Eaglemont, Victoria 3084 AUSTRALIA E-mail: info@ausi.com.au

..

Form 13 (0809) - AUSI Professional Training Application Form

Name: _____ **Referred by:**

Address: _____

_____ **Postcode:** _____

Phone: _____ **Mobile:** _____

E-mail: _____ **Facsimile:** _____

Facility: _____ **Facility Phone:** _____

Course applied for:

Snorkel Swimming Instructor ☐
Snorkel Guide ☐
Snorkel Diver Instructor ☐
Scuba Instructor ☐ Level ☐

To be conducted by: _____

Date: _____

Current highest diving certification:

Agency _____
Level _____
Number _____
Date _____

Number of non-instructional scuba dives:

Total: ☐
Night: ☐
Deep: ☐ 30-40m (100-133')
Drift: ☐

The following MUST accompany this application form: (*Scanned documents can be sent by e-mail*)

Appropriate fee (see below – cheque made out to AUSI or credit card) ☐
Two passport photographs **OR** one electronic passport photograph to: info@ausi.com.au ☐
Copy of current highest diving certification ☐
Copy of current medical (Australian Scuba Professionals require AS/NZ 2299.1) ☐
Copy of current work place first aid or approved equivalent ☐
Copy of current CPR or approved equivalent ☐
Copy of current oxygen provider or approved equivalent ☐
Other relevant teaching, instructing or coaching qualifications ☐

AUSI Fees:	**AUD**		**Includes AUSI Membership to end of current year plus:**
Snorkel Swimming Instructor	$55	☐	Course Notes & Workbook
Snorkel Guide	$55	☐	Course Notes & Workbook
Snorkel Diver Instructor	$110	☐	Course Notes, Workbook & Training Record
Scuba Instructor	$880	☐	Course Notes, Workbook, Training Record & Examination

Credit Card Payment Type of Card: Visa ☐ MasterCard ☐ Bankcard ☐

Amount authorised _____ Card Number ☐☐☐☐☐☐☐☐☐☐☐☐☐☐☐☐

Card Holder _____ Signature _____ Exp. Date ___ / ___

Applicant's Declaration: I hereby declare that the information provided in this application is to the best of my knowledge true and correct and I agree to abide by AUSI Standards, AUSI Procedures and AUSI Teaching Guidelines when conducting AUSI Programs and I understand that materials I can download from www.ausi.com.au are protected by international copyright laws and that downloaded materials can only be used for my own personal use unless I have received written authorisation from AUSI Pty Ltd. I further acknowledge that I have read and agree to the terms and conditions as specified in the AUSI Open Licence agreement. I also understand that my personal information will not be passed on to any third party by AUSI without my express permission. I further declare that to the best of my knowledge I am not under any outstanding ethics complaint.

Applicant's signature: _____ Date: _____

Return completed form with relevant documentation and payment to:

A73 Silverdale Road, Eaglemont, Victoria 3084 AUSTRALIA
E-mail: info@ausi.com.au

..

Form 1 (0708) - AUSI MEDICAL HISTORY FORM

This form is used for the assessment of potential problems for persons wishing to partake in AUSI Snorkel or AUSI Scuba programs. In the interest of your safety it is important that you give true, full and complete answers to all questions. Your instructor may advise you to have a full diving medical before diving or may recommend that you do not dive at all.

IMPORTANT: Do you understand that incorrect or misleading information can lead to serious injury resulting in permanent damage or death? YES ☐ NO ☐

A. PERSONAL DETAILS

Name _____ Date of Birth ___/___/___

Address _____

Contact Email: _____ Mobile: _____ Phone: _____

Sex : Male ☐ Female ☐ Occupation _____

Where did you hear about this course? _____

B. GENERAL INFORMATION

	YES	NO	
1. Are you a non-swimmer?	☐	☐	
2. Have you ever had trouble in water?	☐	☐	Details _____
3. Have you scuba dived previously?	☐	☐	Details _____
4. Are you in good health?	☐	☐	Details _____
5. Are you on any medication?	☐	☐	Details _____
6. Operations within the last six months?	☐	☐	Details _____
7. Is there a family history of heart disease?	☐	☐	Details _____
8. Do you have any disease or disability	☐	☐	Details _____
9. Do you smoke?	☐	☐	

Pack Years (Should be < 10)

Cigarettes per day ☐ Multipliy by years of smoking ☐ Divide by 20 = ☐

	YES	NO
10. Have you consumed alcohol or any other drugs within the last 24 hours?	☐	☐
11. Will you be flying or going to altitudes above 300m within 24 hours after your last scuba dive?	☐	☐

Do you suffer from, or have you ever suffered any of the following?

12. Ear problems when flying or diving	☐	☐	16. Migraine or severe headache	☐	☐
13. Ruptured eardrum	☐	☐	17. Depression, claustrophobia or panic attacks	☐	☐
14. Chronic ear discharge or infection	☐	☐	18. Back problems	☐	☐
15. Sea sickness	☐	☐	19. Recompression for a diving related illness	☐	☐

C. MEDICAL HISTORY - Do you suffer from, or have you ever suffered any of the following?

	YES	NO		YES	NO
1. Ear surgery (other than drainage)	☐	☐	11. Pneumothorax (collapsed lung)	☐	☐
2. Persistent ringing noises or deafness	☐	☐	12. Persistent fainting or blackouts	☐	☐
3. Persistent loss of balance	☐	☐	13. Head injury requiring hospitalisation	☐	☐
4. Persistent allergies affecting nose/sinuses	☐	☐	14. Epilepsy or fits	☐	☐
5. Persistent cough or coughing blood	☐	☐	15. Any brain or spinal disorder	☐	☐
6. Recurrent chest/lung infections/problems	☐	☐	16. Diabetes	☐	☐
7. Abnormal chest pain	☐	☐	17. Heart disease	☐	☐
8. Chest surgery (heart or lung)	☐	☐	18. High blood pressure	☐	☐
9. Abnormal shortness of breath	☐	☐	19. Pulse irregularities	☐	☐
10. Asthma, wheezing or use of a puffer	☐	☐	20. Are you pregnant. or trying to be pregnant?	☐	☐

D. DECLARATION

I certify that the above information is true and complete to the best of my knowledge and I hereby authorize Dr _____ Phone # _____ to supply medical information relevant to this course regarding me to my instructor in my own personal interest.

Student's signature _____ Date ___/___/___

Instructor's signature _____ Instructor #: _____

Copyright © 2008 AUSI Pty Ltd ACN 062 887 969

..

AUSI SCUBA INSTRUCTOR
Pre-Course Assessment Record (0608 - 1/1)

Candidate's Name: _____

Address: _____

_____ **Postcode:** _____

Phone: _____ **E-mail:** _____

Proposed course details:

Course Director: _____ **AUSI No:** _____

Course Location: _____ **Course Date:** _____

AUSI Facility: _____ **Facility No:** _____

	Date	Instructor's Name	AUSI No.
AUSI Scuba Lesson Reviews (Scuba Modules 1 - 22)			
AUSI Scuba Instructor Pre-Course Theory Test			
Complete two dive leaderships			
Complete two days assisting in a training facility			
Complete two days assisting on a dive charter vessel			
Observed ten introductory scuba programs			
Observed two complete AUSI Level II Scuba courses			
Swim, without the use of aids - 200m (220 yds) in no more than 5 minutes			
Snorkel swim while neutrally buoyant - 800m (880 yds) in no more than 17 minutes			
Surface scuba swim in open water - 1000m (1100 yds) in no more than 50 minutes			
Swim underwater using snorkelling gear - 25m (30 yds) in no less than two m (6 ft) on one breath			
Duck dive using snorkelling gear to depth- Between 6m (20') & 12m (40'). ***Depth achieved:*** _____			
Compass swim an underwater triangle on scuba - Min. side length 30m (33yds), min. error 5m (6yds)			
Swim a straight line underwater on scuba using natural navigation - 25m (27 yds) each way, min. error 5m (6 yds)			

Any relevant comments: _____

_____

_____

Validating Instructor's Name: _____ **AUSI No:** _____

Validating Instructor's Signature: _____ **Date:** _____

Facility Name: _____ **Phone No:** _____

AUSI SCUBA INSTRUCTOR PRE-COURSE ASSESSMENT
Facility Declaration

I hereby state that the above record of the Candidate's Pre-Course Assessment is true and correct.

Chief Instructor's Name: _____ Signature: _____ Date: _____

Copyright © 2008 AUSI Pty Ltd ACN 062 887 969

..

AUSI SCUBA INSTRUCTOR
PRE-COURSE THEORY KNOWLEDGE EXAMINATION
Time allowed: Two (2) hours

(1006)

PLEASE PLACE NAME & DATE ON TOP OF EVERY PAGE

Candidates Name: _____

Course: _____

Location:_____

Date: _____

Course Director: _____

Results:

		Result
Section 1	Physics/20	
Section 2	Physiology/20	
Section 3	Equipment/20	
Section 4	First Aid/20	
Section 5	Emergency Procedures/20	
MINIMUM REQUIRED:	**80** **TOTAL**	
	MINIMUM REQUIRED:	**80**

OVERALL RESULT: PASS/FAIL

EXAMINER'S NAME: _____ **AUSI NO.** _____

EXAMINER'S SIGNATURE: _____

NAME: _____ DATE: _____

SECTION 1: PHYSICS
(5 questions worth 4 marks each)

QUESTION 1 State the relationship between pressure and volume of a gas and give four applications to scuba diving: (4 Marks)

QUESTION 2 State the relationship between pressure/volume and temperature of a gas and how it related to diving: (4 Marks)

QUESTION 3 State Dalton's Law of Partial Pressures and give four applications to diving:(4 Marks)

QUESTION 4 State the relationship between the partial pressure of a gas and it's solubility in a liquid and give two applications to scuba diving: (4 Marks)

QUESTION 5 What is Pascal's Principle and how does it apply to scuba diving? (4 Marks)

NAME: _____ DATE: _____

SECTION 2: PHISIOLOGY
(5 questions worth 4 marks each)

QUESTION 1 Draw and label a simple diagram of the ear indicating the major and functional components. (4 Marks)

QUESTION 2 Draw and label a simple diagram of the respiratory system indicating the major and functional components. (4 Marks)

NAME: _____ DATE: _____

SECTION 2: PHISIOLOGY (continued)

QUESTION 3 Draw and label a simple diagram of the circulatory system indicating the heart, lungs, body, arterial and venous pathways, capillary beds, direction of blood flow and whether the vessels carry oxygenated or deoxygenated blood. (4 Marks)

QUESTION 4 Define the following terms: (4 Marks)

Hypercapnia _____

Bradycardia _____

Tinnitus _____

Vertigo _____

Hyperventilation _____

Hypothermia _____

Vasodilation _____

Euphoria _____

QUESTION 5 Give a brief explanation of the mechanisms of hypothermia and briefly indicate the distinguishing features between cold, mild hypothermia and severe hypothermia. (4 Marks)

_____

_____

_____

_____

_____

_____

_____

NAME: _____ DATE: _____

SECTION 3: EQUIPMENT
(5 questions worth 4 marks each)

QUESTION 1 Draw and label a simple diagram of a downstream lever second stage indicating how it operates also include purge button, diaphragm, lever, valve seat carrier and direction of airflow. (4 marks)

QUESTION 2 What do the following cylinder marking mean and what is their relevance to diving? (4 Marks)

WP 24.8mPa _____

AS1777 _____

TW 11.7 KG _____

WC 8.04 KG _____

QUESTION 3 Define the following terms: (4 Marks)

UPSTREAM _____

SERVO-ASSISTED _____

HYDROSTATIC _____

OVER INFLATION VALVE _____

QUESTION 4 How would you remedy the following problems: (4 Marks)

AIR LEAKING FROM THE HIGH PRESSURE HOSE JUNCTION _____

SMALL BUBBLE TRAILS ALONG THE HIGH PRESSURE HOSE _____

AIR LEAKING FROM THE SECOND STAGE _____

AUTO INFLATING BUOYANCY COMPENSATOR _____

NAME: _____ DATE: _____

SECTION 4: FIRST AID
(14 questions totalling 20 marks)

QUESTION 1 How do you control severe bleeding? (1 Mark)

QUESTION 2 What is the recommended first aid for shock? (2 Marks)

QUESTION 3 How would you treat a victim of severe hypothermia? (2 Marks)

QUESTION 4 Name and describe the recommended procedure for envenomation: (2 Marks)

QUESTION 5 What is recommended for an apparently recovered near-drowned victim? (1 Mark)

QUESTION 6 How would you treat a diver suffering from heat stroke? (1 Mark)

NAME: _____ DATE: _____

SECTION 4: FIRST AID (continued)

QUESTION 7 How would you treat the victim of a Stonefish? (1 Mark)

QUESTION 8 State the recommended first aid for a jelly fish sting: (1 Mark)

QUESTION 9 Describe your action for the victim of a shark attack: (2 Marks)

QUESTION 10 What is the recommended first aid for a diver suspected of suffering Decompression Illness (DCI)? (2 Marks)

QUESTION 11 List eight signs and symptoms of Decompression Illness (DCI): (2 Mar

NAME: _____ DATE: _____

SECTION 4: FIRST AID (continued)

QUESTION 12 Generally, what is the most distinguishing feature between Decompression Illness (DCI) and Cerebral Arterial Gas Embolism (CAGE)

(1 Mark)

QUESTION 13 List four common symptoms of Middle Ear Barotrauma:

(1 Mark)

QUESTION 14 What is the most distinguishing feature of an inner ear barotrauma and list your actions: (1 Mark)

NAME: _____ DATE: _____

SECTION 5: EMERGENCY PROCEDURES
(5 questions worth 4 marks each)

QUESTION 1 Briefly list your actions for a lost diver: (4 Marks)

QUESTION 2 What would you do if a student complains of a sore ear? (4 Marks)

QUESTION 3 List your actions for a student who complains of a headache after a dive: (4 Marks)

QUESTION 4 What is the recommended lost buddy procedure? (4 Marks)

QUESTION 5 Briefly list your actions for a student complaining of seasickness upon arrival at the dive site: (4 Marks)

AUSI LEVEL I SCUBA INSTRUCTOR COURSE TRAINING RECORD (0608 – 1/2)

Candidate's Name: _____ **Course No:** _____

Course Director: _____ **AUSI No:** _____

Course Location: _____ **Course Date:** _____

AUSI Facility: _____ **Facility No:** _____

PREREQUISITES

At least 18 years of age	Date of Birth	_____		
Certified AUSI VI Scuba Professional	Date	_____	Agency / Cert. No.	_____
Evidence of at least 100 scuba dives	Date sighted	_____	Instructor / AUSI #	_____
Minimum diving equipment	Date	_____		
Medical Certificate (AS/NZS2299.1)	Date	_____	Doctor's Details	_____
Work Place First Aid Certificate	Date	_____	Issued by	_____
CPR Certificate	Date	_____	Issued by	_____
Oxygen Provider Certificate	Date	_____	Issued by	_____
Pre-course Assessment	*AUSI Scuba Instructor Pre-Course Assessment Record*		Date received	_____

INSTRUCTOR DEVELOPMENT LECTURES

	Date	Instructor's Name	AUSI No.
AUSI Philosophy	_____	_____	_____
Classroom Teaching	_____	_____	_____
Practical Skills Training	_____	_____	_____
Ocean Training Dives	_____	_____	_____
Student Assessment & Certification	_____	_____	_____
Continuing Education	_____	_____	_____
Medical Aspects	_____	_____	_____
Legal Aspects	_____	_____	_____
Dive School Administration	_____	_____	_____
Conducting Resort Dives	_____	_____	_____

CLASSROOM PRESENTATIONS

	Date	Topic	Result	Mark	Assessor's Name / No.
1	_____	_____	_____	_____	_____
2	_____	_____	_____	_____	_____
3	_____	_____	_____	_____	_____
4	_____	_____	_____	_____	_____
5	_____	_____	_____	_____	_____
6	_____	_____	_____	_____	_____
7	_____	_____	_____	_____	_____
8	_____	_____	_____	_____	_____

PRACTICAL SKILLS TRAINING PRESENTATIONS

	Date	Topic	Result	Mark	Assessor's Name / No.
1	_____	_____	_____	_____	_____
2	_____	_____	_____	_____	_____
3	_____	_____	_____	_____	_____
4	_____	_____	_____	_____	_____
5	_____	_____	_____	_____	_____
6	_____	_____	_____	_____	_____
7	_____	_____	_____	_____	_____
8	_____	_____	_____	_____	_____

Copyright © 2008 AUSI Pty Ltd ACN 062 887 969

AUSI LEVEL I SCUBA INSTRUCTOR COURSE TRAINING RECORD (0608 – 2/2)

Candidate's Name: _____ **Course No:** _____

DIVE LEADERSHIP PRESENTATIONS

	Date	Topic/Dive Site	Result	Mark	Assessor's Name / No
1					
2					
3					
4					
5					
6					
7					
8					

INTRODUCTORY SCUBA DIVING PRESENTATIONS

	Date	Topic/Dive Site	Result	Mark	Assessor's Name / No
1					
2					
3					
4					
6					
7					
8					

SCUBA RESCUE

	Date	Location	Result	Mark	Assessor's Name / No
1					
2					
3					
4					
5					

DEMONSTRATE CPR

Date	Location	Result	Assessor's Name / No

DEMONSTRATE OXYGEN EQUIPMENT ASSEMBLY

Date	Location	Result	Assessor's Name / No

PLEASE USE A SECOND FORM, IF REQUIRED

AUSI LEVEL I SCUBA INSTRUCTOR TRAINING COURSE
Course Director's Declaration

I hereby state that the above record of training is true and correct.

Course Director's Name: _____ Signature: _____ Date: _____

Copyright © 2008 AUSI Pty Ltd ACN 062 887 969

9. ESTABLISH UNDERSTANDING

10. RESTATE IMPORTANT POINTS

11. END STATEMENT

Copyright © 2005 AUSI Pty Ltd

TOPIC

MATERIALS

AIMS

PRIOR KNOWLEDGE

==========

1. INTRODUCTIONS (SMILE & NAME ON BOARD)
2. PAPERWORK
3. LESSON REVIEW FOR PREVIOUS LESSON
4. TOPIC ON BOARD
5. REASON TO LEARN
6. SCOPE
7. START POINT

8. CONTENT AND BOARD PLAN

Copyright © 2005 AUSI Pty Ltd

AUSI CLASSROOM PRESENTATION ASSESSMENT FORM

Candidates Name: _____ **Date:** _____

Assessors Name: _____ **Instructor #:** _____

Topic: _____ **Core: Y / N** **Lesson #:** _____

Time Started: _____
Time Finished: _____
Time Taken: _____
Time Allowed: _____

START	Must	Should	Value	Deduct	COMMENTS
Name - self		❑	1		
Name - students		❑	1		
SRF/Log Book		❑	1		
Lesson Review		❑	2		
INTRODUCTION					
Topic - verbal	❑		1		
Topic - written		❑	1		
Reason to learn	❑		4		
Scope - verbal	❑		4		
Scope - written		❑	1		
Start linked to prior learning		❑	3		
AIDS					
Whiteboard ❑ or OHP ❑ as major aid	❑		2		
Planned major aid		❑	3		
Effective use of major aid		❑	3		
Course notes used		❑	1		
Other aids used		❑	2		
Effective use of other aids		❑	3		
Not constantly talking to board		❑	1		
QUESTIONS					
Questions used	❑		4		
Feedback given		❑	2		
Relevant		❑	2		
Listening to answers		❑	3		
Not constantly answering own questions		❑	1		
Effective class involvement		❑	3		
CONTENT					
All essentials covered	❑		3		
Information is relevant		❑	2		
Logical sequence		❑	3		
Any new terminology explained		❑	1		
Correct use of terminology		❑	1		
Use of students previous knowledge		❑	3		
Adequate theory knowledge		❑	3		
GENERAL					
Voice clear	❑		2		
Eye contact		❑	1		
Good personal presentation		❑	2		
Enthusiastic		❑	3		
Organised		❑	2		
Own experiences used		❑	3		
Use of neutral language (eg no swearing or slang)		❑	2		
Correct spelling		❑	1		
No annoying tics or repetitive phrases		❑	2		
Class controlled	❑		4		
Classroom arrangement		❑	2		
No distractions in classroom		❑	1		
END					
Establish understanding	❑		4		
Restatement of main points	❑		4		
Effective conclusion		❑	2		
POSSIBLE	10	35		100	
TOTALS					**PASS / FAIL**
MINIMUM REQUIRED	9	24		**SCORE**	
WAS LESSON SAFE? (NO = FAIL) - explain why!	❑				

Copyright © 2005 AUSI Pty Ltd

General Note: If one of the essential points is missed a pass can still awarded but the same point cannot be missed in any subsequent lessons. An UNSAFE lesson **MUST** fail!.

..

AUSI PRACTICAL PRESENTATION ASSESSMENT FORM

Candidates Name: _____ **Date:** _____

Assessors Name: _____ **Instructor #:** _____

Topic: _____ **Core: Y / N** **Lesson #:** _____

Time Started: _____
Time Finished: _____
Time Taken: _____
Time Allowed: _____

INTRODUCTION	Must	Should	Value	Deduct	Comments
Name - self		❑	1		
Name - students		❑	1		
Buddy pairs	❑		1		
Buddy checks	❑		1		
Instructor double check		❑	2		
Instructor's gear checked		❑	1		
Effective positioning		❑	2		
THE SKILL					
Name of skill		❑	1		
Any new terminology defined		❑	2		
Reason to learn skill	❑		3		
Teaching points in logical order		❑	3		
All crucial teaching points covered	❑		3		
DEMONSTRATION					
Demonstration of skill	❑		3		
Demonstration is correct		❑	3		
Demonstration is slow & clear		❑	2		
Restatement of teaching points		❑	2		
PRACTICE					
Surface practice		❑	2		
Underwater practice		❑	2		
First attempt observed		❑	3		
Corrections made		❑	3		
Repetition	❑		3		
Instructor observing practice		❑	3		
Problems identified & solved	❑		3		
Students kept busy		❑	3		
Debrief on practice		❑	3		
Debrief includes positive encouragement		❑	2		
Appropriate extension skills used		❑	2		
DESCENT & ASCENT PROCEDURES					
Clear instructions before descent		❑	1		
Warnings - ears & lungs	❑		3		
Correct descent procedure		❑	3		
Correct ascent procedure		❑	3		
Correct surface drill	❑		3		
GENERAL					
Voice clear	❑		3		
Constant air checks	❑		3		
Class controlled	❑		3		
Masks on faces	❑		3		
Instructors equipment in good condition		❑	1		
Enthusiastic		❑	2		
Organised		❑	2		
Use of neutral language (eg no swearing or slang)		❑	2		
No annoying tics or repetitive phrases		❑	2		
Students involved using questions		❑	2		
Effective use of time		❑	3		
END					
Effective conclusion		❑	1		
POSSIBLE	13	31		100	
TOTALS					**PASS / FAIL**
MINIMUM REQUIRED	12	20		**SCORE**	
WAS LESSON SAFE? (NO = FAIL) - explain why!	❑				

Copyright © 2005 AUSI Pty Ltd

General Note: If one of the essential points is missed a pass can still awarded but the same point cannot be missed in any subsequent lessons. An UNSAFE lesson **MUST** fail!.

..

AUSI DIVE LEADERSHIP ASSESSMENT FORM (Pre Dive)

Candidates Name: _____ **Date:** _____

Assessors Name: _____ **Instructor #:** _____

Site: _____ **Type:** _____ **Dive #:** _____

Time Started: _____
Time Finished: _____
Time Taken: _____
Time Allowed: _____

GENERAL BRIEF	Must	Should	Value	Deduct	Comments
Introduction		❑	1		
Site description		❑	2		
Purpose		❑	2		
Equipment requirements		❑	1		
What equipment checks are to be done		❑	1		
Extra weight for ocean (if applicable)		❑	1		
Extra equipment (eg hat, sun screen, towel etc)		❑	1		
Check students health	❑		5		
Transportation & loading equipment		❑	1		
Directions to site		❑	1		
Time to meet		❑	1		
EQUIPMENT					
Equipment checks of students gear		❑	2		
Equipment checks of own gear		❑	2		
Appropriate spares (full scuba unit; spares kit)		❑	2		
Appropriate emergency equipment	❑		5		
Flag/float	❑		5		
Appropriate additional equipment (eg reel, slate etc)		❑	2		
Extra weight for instructor		❑	1		
Equipment handled correctly	❑		5		
BOAT (if applicable)					
Introduce skipper		❑	1		
Boat brief	❑		5		
Fill in manifest		❑	2		
Safety equipment check	❑		5		
Check dive flag	❑		5		
Observe students for correct behaviour	❑		5		
ON ARRIVAL					
Check conditions are safe to dive	❑		5		
Help skipper if required		❑	2		
Dive platform readied (eg flag, ladders, lines etc)	❑		2		
DIVE BRIEF					
Brief given (see page 2)	❑				
GEARING UP					
Instructions given		❑	3		
Watching students		❑	2		
Buddy system employed		❑	2		
Buddy checks	❑		5		
Instructor checks - air on	❑		5		
- cylinder full	❑		2		
- weight belt	❑		2		
- mask	❑		2		
- BC	❑		2		
Instructors equipment checked	❑		2		
POSSIBLE	18	21		100	
TOTALS					
MINIMUM REQUIRED	17	14			

Copyright © 2005 AUSI Pty Ltd

PASS / FAIL

AUSI DIVE LEADERSHIP ASSESSMENT FORM (Dive Brief)

Candidates Name: _____ **Date:** _____

Assessors Name: _____ **Instructor #:** _____

Site: _____ **Type:** _____ **Dive #:** _____

Time Started: _____
Time Finished: _____
Time Taken: _____
Time Allowed: _____

	Must	Should	Value	Deduct	Comments
INTRODUCTION					
Site description & discuss conditions		❑	1		
Emergency facilities		❑	1		
Hazards ®	❑		5		
Purpose of dive		❑	1		
Buddy allocation	❑		2		
GEAR UP					
Gear up instructions (weight belt first)		❑	1		
Buddy system	❑		2		
Buddy checks	❑		2		
ON SURFACE					
Entry	❑		2		
Surface drill	❑		2		
Where to go	❑		2		
DESCENT					
Descent procedures	❑		2		
Ears & lungs	❑		1		
Depth at bottom of descent (ascend if exceeded) ®	❑		2		
Gear adjustment		❑	1		
DURING DIVE					
Skills		❑	1		
Swim direction		❑	1		
Position		❑	1		
Buddy system	❑		2		
Air monitoring	❑		2		
Max depth	❑		2		
Max bottom time	❑		2		
Low air warnings	❑		2		
ASCENT					
Rate	❑		3		
Buoyancy (use of BC)	❑		3		
Lungs	❑		2		
Safety stops	❑		2		
ON SURFACE					
Surface drill	❑		2		
Exit		❑	1		
DIVE END					
Gear removal		❑	1		
Gear stowage		❑	1		
EMERGENCY PROCEDURES					
Lost buddy or instructor	❑		3		
Caught in current (if applicable) ®	❑		3		
Out of air	❑		3		
Signals ®	❑		3		
Ear problems ®	❑		3		
POSSIBLE	25	11		70	
TOTALS					
MINIMUM REQUIRED	24	7			

Copyright © 2005 AUSI Pty Ltd

® These points are not covered elsewhere in the diveleadership so must be covered here!! All other "must" points can be picked up eleswhere.

PASS / FAIL

AUSI DIVE LEADERSHIP ASSESSMENT FORM (The Dive)

Candidates Name: _____ **Date:** _____

Assessors Name: _____ **Instructor #:** _____

Site: _____ **Type:** _____ **Dive #:** _____

Time Started: _____
Time Finished: _____
Time Taken: _____
Time Allowed: _____

ENTRY & SURFACE	Must	Should	Value	Deduct	Comments
Safe and appropriate entry	❑		5		
Surface control - positive buoyancy	❑		2		
- masks on	❑		2		
- snorkel or regulator in mouth	❑		2		
- buddy pairs	❑		2		
- group controlled	❑		2		
Final brief - bottom time	❑		2		
- max depth	❑		2		
- low air levels	❑		2		
- buoyancy	❑		2		
- lost buddy	❑		2		
- ears & lungs	❑		2		
- out of air	❑		2		

Can tick if in main brief and not here but no score is to be given

DESCENT					
Reg exchange		❑	2		
Pop ears	❑		5		
Group descent (instructor in control)	❑		5		

AT DEPTH					
Gear adjustment		❑	2		
Buoyancy - fin pivot		❑	2		
Buddy system	❑		5		
Group control	❑		5		
Constant air checks	❑		5		
Maintain interest		❑	5		

ASCENT					
Clear signal		❑	2		
Group ascent (instructor in control)	❑		5		
Emphasise air out of BC		❑	3		
Correct ascent rate		❑	3		
Safety stops		❑	2		

ON SURFACE					
Positive buoyancy	❑		5		
Reg to snorkel exchange		❑	2		
Masks on	❑		2		
Snorkel or regulator in mouth	❑		2		
Buddy pairs	❑		2		
Group controlled by instructor	❑		5		
Controlled exit		❑	2		

	Must	Should		Deduct	
POSSIBLE	24	10		100	
TOTALS					**PASS / FAIL**
MINIMUM REQUIRED	23	7			

SAFETY					
WERE ANY INCIDENTS CONTROLLED?	❑				
WAS SEPARATION PREVENTED?	❑				
WAS DIVE SAFE (explain why not)	❑				

Copyright © 2005 AUSI Pty Ltd

AUSI DIVE LEADERSHIP ASSESSMENT FORM (Post Dive)

Candidates Name: _____ **Date:** _____

Assessors Name: _____ **Instructor #:** _____

Site: _____ **Type:** _____ **Dive #:** _____

Time Started: _____
Time Finished: _____
Time Taken: _____
Time Allowed: _____

REMOVAL & STOWAGE OF GEAR	Must	Should	Value	Deduct	Comments
Buddy system used for gear removal		❑	2		
Correct stowage		❑	2		
BOAT (if applicable)					
Dive sheet completed	❑		4		
Dive platform packed up (eg flag, ladders, lines etc)		❑	2		
HEALTH					
Check OK	❑		5		
Observe		❑	2		
DEBRIEF					
Positive feedback		❑	3		
Correction of techniques	❑		4		
Discuss things seen		❑	2		
Paperwork (log book, student record folder)		❑	2		
End statement		❑	2		
POSSIBLE	3	8		30	
TOTALS					
MINIMUM REQUIRED	3	6			

TOTALS

	Must	Should	Value	
POSSIBLE	18	20	100	
PRE DIVE SCORE				**PASS / FAIL**
MINIMUM REQUIRED	17	14		
POSSIBLE	25	11	70	
DIVE BRIEF SCORE				**PASS / FAIL**
MINIMUM REQUIRED	24	7		
POSSIBLE	24	10	100	
THE DIVE SCORE				**PASS / FAIL**
MINIMUM REQUIRED	23	7		
POSSIBLE	3	8	30	
POST DIVE SCORE				**PASS / FAIL**
MINIMUM REQUIRED	3	6		
POSSIBLE	70	49	300	
OVERALL TOTAL SCORE				**/ 3 =** SCORE ____ %
MINIMUM REQUIRED	67	34		PASS / FAIL

GENERAL COMMENTS

Copyright © 2005 AUSI Pty Ltd

AUSI RESORT DIVE ASSESSMENT FORM (0608 – 1/2)

Candidates Name: _____ **Date:** _____

Assessors Name: _____ **Instructor #:** _____

Site: _____ **Core: Y / N** **Dive #:** _____

Time Started: _____
Time Finished: _____
Time Taken: _____
Time Allowed: _____

INTRODUCTION	**Must**	**Should**	**Value**	**Deduct**	**Comments**
Welcome & name		❑		1	
Activity description		❑		1	
Dive site description - general		❑		1	
ADMINISTRATION					
Check medical history	❑			2	
General hazards	❑			1	
Agreement	❑			1	
Non-English participants	❑			1	
BRIEFING					
Class positioning	❑			1	
Clear voice		❑		1	
Flip chart used	❑			1	
Logical sequence		❑		1	
New terminology explained		❑		1	
All essentials covered	❑			2	
Review questions	❑			2	
SKILLS					
Skills named		❑		1	
Reason to learn skill		❑		1	
All crucial teaching points explained	❑			1	
Teaching points in logical order		❑		1	
Each skill demonstrated correctly	❑			1	
Teaching points restated		❑		1	
First attempt observed	❑			2	
Corrections made	❑			1	
Surface practice		❑		1	
Underwater practice	❑			2	
Repetition	❑			2	
Instructor observing practice	❑			1	
Problems identified & solved	❑			2	
Debrief on practice		❑		1	
MASK CLEARING TAUGHT PROPERLY		**Y/N, If no, must FAIL**			
REGULATOR CLEARING TAUGHT PROPERLY		**Y/N, If no, must FAIL**			
DIVE BRIEF					
Site description - specific		❑		1	
Hazards – specific to dive site	❑			2	
Emergency facilities		❑		1	
Buddy allocation		❑		1	
Signals	❑			2	
Equipment handling		❑		1	
Entry		❑		1	
Surface drill		❑		1	
Where to go		❑		1	
Skills		❑		1	
Descent procedures including ears	❑			1	
Bottom procedures ie buddy system & group control	❑			1	
Air monitoring		❑		1	
Ascent procedure including lungs & ascent rate	❑			1	
Surface drill	❑			1	
Emergency procedures:					
Ear problems	❑			1	
Lost instructor or buddy	❑			1	
Current, if relevant	❑			1	
Out of air or emergency ascent	❑			1	
Sub –totals:					

AUSI RESORT DIVE ASSESSMENT FORM (0608 – 2/2)

THE DIVE

Equipment set up & checks, cylinders must be full	❑			2	
Dive platform		❑		1	
Dive flag	❑			2	
Oxygen & first aid kit available	❑			1	
Safe & appropriate gearing up	❑			1	
Gear checks including self	❑			2	
Safe & appropriate entry	❑			2	
Positive buoyancy on surface	❑			2	
Masks on faces		❑		1	
Regulators in mouth	❑			2	
Buddy pairs		❑		1	
Surface group control	❑			1	
Final warnings before descent ie ears & lungs	❑			2	
Ears equalised	❑			2	
Controlled descent	❑			2	
Underwater group control	❑			2	
Underwater buoyancy control	❑			2	
Constant air checks	❑			2	
Controlled ascent	❑			2	
Positive buoyancy on surface	❑			2	
Surface group control	❑			1	
Appropriate exit		❑		1	

SAFETY

WERE ANY INCIDENTS CONTROLLED?		**Y/N, If no, must FAIL**	
WAS SEPARATION PREVENTED?		**Y/N, If no, must FAIL**	
WAS DIVE SAFE? (Explain why not)		**Y/N, If no, must FAIL**	

END

Correct stowage of equipment		❑		1	
Dive platform packed up including dive flag		❑		1	
Dive log completed		❑		1	
Passenger manifest completed	❑			2	
Health check	❑			2	
Appropriate debrief		❑		1	
Certificate issued		❑		1	

	POSSIBLE	**46**	**30**	**100**
TOTALS				
	MINIMUM REQUIRED	**40**	**20**	**SCORE**

PASS / FAIL

An UNSAFE lesson **MUST** fail.

WAS EXERCISE SAFE? (NO = FAIL) – explain!		**Y/N, If no, must FAIL**	

Copyright © 2008 AUSI Pty Ltd

GENERAL COMMENTS:

AUSI SCUBA RESCUE ASSESSMENT FORM (0809)

Candidates Name: _____ **Date:** _____

Assessors Name: _____ **Instructor #:** _____

Site: _____ **Rescue #:** _____

Time Started: _____
Time Finished: _____
Time Taken: _____

INITIAL RESONSE	Must	Should	COMMENTS
Danger identified and removed	❑		
Stay calm		❑	
Call for assistance to stand by	❑		
Clear instructions given		❑	
Assign lookout		❑	
ENTRY & ON SURFACE			
Head-up entry	❑		
Head-up approach on surface	❑		
Efficient use of time	❑		
Descend directly over bubbles	❑		
UNDERWATER			
Secure patient	❑		
Ascend with patient	❑		
Neck extension during ascent	❑		
Normal controlled ascent	❑		
BEGINNING EAR			
Patient face-up on surface	❑		
Patient secured		❑	
Weight belts removed	❑		
BC's inflated		❑	
Regulators and masks removed	❑		
Airway extension	❑		
Sufficient height to achieve a good seal	❑		
5 full breaths	❑		
Time from reaching surface to beginning breaths doesn't exceed 15 seconds	❑		
CONTINUING EAR			
Call for emergency services	❑		
Information adequate		❑	
Maintain rescue breath rate	❑		
Maintain nose seal	❑		
Remove own scuba gear (if applicable)		❑	
Remove patients scuba gear (if applicable)		❑	
Secure and tow patient (at least 25m)	❑		
EXIT			
Remove patient from water		❑	
Assess patient (DRABCDEF)	❑		
Arrange for oxygen	❑		
POSSIBLE	23	9	
TOTALS			
MINIMUM REQUIRED	22	6	

WAS RESCUE EFFECTIVE? (NO = FAIL) - explain why! ❑

PASS / FAIL

GENERAL COMMENTS

Copyright © 2005 AUSI Pty Ltd

..

AUSI SCUBA INSTRUCTOR EXAMININATION REPORT (0608 - 1/1)

Candidate's Name: _____ **Course No:** _____

Location: _____ **Date:** _____

SUMMARY of RESULTS:

	1st Mark	2nd Mark	FINAL RESULTS
AUSI Standards & Procedures Examination			
AUSI Instructor Theory Knowledge Examination			

	Course Mark	Examiner's Mark	2nd Presentation	
Classroom Teaching				
Practical Skills Training				
Student Dive Leadership				
Introductory Scuba Diving				
Rescue				

OVERALL RESULT:

PASS/PROVISIONAL/FAIL ____

If Provisional, state conditions _____

Examiner's Name _____ **AUSI No.** _____

Examiner's Signature _____ **Date** _____

Course Director's Name _____ **AUSI No.** _____

Course Director's Signature _____ **Date** _____

AUSI SCUBA INSTRUCTOR TRAINING COURSE
Examiner's Declaration

I hereby state that the above record of examination is true and correct.

Examiner's Name: _____ Signature: _____ Date: _____

REGISTRATION:

Completed AUSI Professional Registration Form	
Completed AUSI Instructor Pre-Course Assessment Record	
Completed AUSI Scuba Instructor Workbook	
Completed AUSI Scuba Instructor Training Record	
All course AUSI Assessment Forms and Examination Papers	
Completed AUSI Scuba Instructor Examination Report (this form)	
Two passport photographs	
Appropriate fee	

73 Silverdale Road,
Eaglemont, Victoria 3084
AUSTRALIA E-mail:
info@ausi.com.au

Copyright © 2008 AUSI Pty Ltd ACN 062 887 969

Copyright © 2008 AUSI Pty Ltd ACN 062 887 969

Section 5B: AUSI Scuba Teaching Guidelines

LEVEL II SCUBA INSTRUCTOR – August 2009

COURSE PLANNING 1

INSTRUCTOR DEVELOPMENT 4

ASSESSMENT GUIDELINES 9

DETERMINING RESULTS 10

DEBRIEF 11

REGISTRATION PROCEDURES 11

COURSE MATERIALS 13

- **AUSI PROFESSIONAL TRAINING PROGRAM APPLICATION FORM**
- **AUSI PROFESSIONAL TRAINING APPLICATION FORM**
- **AUSI MEDICAL HISTORY FORM**
- **AUSI LEVEL II SCUBA INSTRUCTOR TRAINING RECORD**
- **AUSI CLASSROOM LESSON PLANNER**
- **AUSI CLASSROOM TEACHING ASSESSMENT FORM**
- **AUSI SCUBA PRACTICAL SKILLS TEACHING ASSESSMENT FORM**
- **AUSI STUDENT SCUBA DIVE LEADERSHIP ASSESSMENT FORM**
- **AUSI PROFESSIONAL ANNUAL RENEWAL FORM**

Copyright © 2009 AUSI Pty Ltd ACN 062 887 969

Copyright © 2009 AUSI Pty Ltd ACN 062 887 969

COURSE PLANNING

The AUSI Level II Scuba Instructor course is designed to upgrade AUSI Level I Scuba Instructors by providing further training in the following key areas of scuba instruction:

1. Classroom Teaching,
2. Practical Skills Teaching,
3. Student Dive Leadership, and
4. Diving Theory Knowledge.

Training involves:

1. Review of the AUSI Scuba Instructor Course Notes, and
2. Candidate presentations.

Successful candidates will be able to:

1. Conduct introductory scuba programs,
2. Train and certify AUSI Level I & II Scuba Divers,
3. Assist higher level AUSI Scuba Instructors,
4. Train and certify AUSI Snorkel Swimming Instructors (if endorsed,
5. Act as a Snorkel Guide (if endorsed), and
6. Train and certify AUSI Snorkel Divers to an appropriate level (if endorsed).

Note: The AUSI Level I Scuba Instructor training course and the AUSI Level II Scuba Instructor update course can be combined into a single course. If combined into a single course then the final assessment, conducted by an independent AUSI Level VIII Scuba Instructor or higher, must be conducted at the conclusion of the course as per the AUSI Level I Scuba Instructor Teaching Guidelines, where teaching topics must be chosen from the topic lists in the relevant section of these Teaching Guidelines. In this case the pass mark for the AUSI Scuba Instructor Diving Theory Knowledge Exam must meet the criteria outlined in the AUSI Level II Scuba Instructor Teaching Guidelines.

Instructor

The course can only be conducted by an AUSI Level VII Scuba Instructor or higher.

Ratios

1. Theory 12:1,
2. Presentations 6:1, and
3. Ocean 4:1.

Prerequisites

Before participating on the course each candidate must:

1. Be a certified AUSI Level I Scuba Instructor or approved equivalent,
2. Possess the minimum diving equipment as listed below,
3. Hold a current scuba medical *(see AUSI Definitions),*
4. Hold a current work place first aid certificate,
5. Hold a current CPR certificate,
6. Hold a current oxygen provider certificate, and
7. Have in the previous six months, observed a minimum of two complete AUSI Level I & II Scuba Diver (Open Water) courses one of which should have been since being certified as an AUSI Level I Scuba Instructor.

Note: If the course is a combined AUSI Level I Scuba Instructor training course and AUSI Level II Scuba Instructor update course then refer to the prerequisites for the AUSI Level I Scuba Instructor course apply.

Copyright © 2009 AUSI Pty Ltd ACN 062 887 969

Materials

During the course the following must be used where relevant:

1. **AUSI Open Water Scuba Manual** or AUSI Level I & II Scuba Diver Course Notes,
2. **AUSI Instructor Course Notes,**
3. **AUSI Scuba Instructor Workbook,**
4. **AUSI Instructor Manual**
5. *AUSI Medical History Form* or approved equivalent
6. A*USI Instructor Training Program Application Form,*
7. *AUSI Level II Scuba Instructor Training Record,*
8. *AUSI Classroom Lesson Planner,*
9. *AUSI Assessment Forms, and*
10. *AUSI Professional Annual Renewal Form*.

Candidates must have their own copies of Items 1, 2, 3, 4 & 5.
Items 1, 2, 3 & 4: Can be purchased from AUSI Head Office.
In lieu of Items 1 & 2: AUSI Level I & II Scuba Course Notes and AUSI Scuba Instructor Course Notes ie AUSI Scuba Learning Modules 1, 2, 3, 4, 23, 24, 25, 26, 27, 28, 29 & 30 can be downloaded from www.ausi.com.au.
Item 3 & 4: Can be downloaded by registered instructors from www.ausi.com.au
Items 5, 6, 7, 8, 9 & 10: Can be photocopied from the Course Materials section of the AUSI Instructor Manual or registered instructors can download an AUSI Scuba Instructor Trainer Pack from www.ausi.com.au.

Equipment

Each instructor and candidate shall use the equipment listed below during all practical training and ocean diving throughout the course:

1. Mask, snorkel and fins,
2. Approved air cylinder and valve (Australian Standard AS 2030.1 or equivalent),
3. Buoyancy control device with scuba feed inflator designed to maintain the head above water surface when inflated (separate back pack, if appropriate),
4. Regulator with a balanced first stage,
5. Alternate air source,
6. Depth and cylinder pressure gauges, timing device and compass,
7. Adequate exposure protection with appropriate quick release weight system, and
8. Compass and knife.

Note: Equipment list is as required by Australian Standard AS 4005.1-2000.

When training involves the use of a boat the boat must comply with the requirements of the relevant regulatory authority, must be attended at all times by a competent attendant and the following shall be available:

1. Safety equipment as required by the relevant regulatory authority,
2. Highly visible float with mermaid line,
3. Descent/ascent line incorporating a safety stop facility,
4. Notebook and pen,
5. Datum marker eg GPS or shot line, and
6. Spare fully charged scuba unit.

During all diving operations, the following emergency first aid equipment shall be readily available along with a competent operator:

1. Appropriate first aid kit with supplies suitable for treating diving injuries, and
2. An oxygen resuscitator capable of delivering 100% oxygen with an adequate supply of oxygen taking into account location and access to medical facilities.

Copyright © 2009 AUSI Pty Ltd ACN 062 887 969

Suggested Course Timetable

The timetable below is a suggested timetable for a six-day full time course.

FULL TIME (6 DAY) COURSE

Day 1	08:00	**Introduction**
	10:00	**Review** (Scuba Learning Modules – 24, 25 & 26)
	12:00	Lunch
	13:00	Practical Skills Teaching (Minimum 2 per candidate)
	15:00	Classroom Presentations (2 per candidate)
	17:00	**Review** (Scuba Learning Module – 23)
	18:00	Dinner
	19:00	Spare
Day 2	08:00	Student Dive Leadership (Group Exercise)
	10:00	Classroom Presentations (Minimum 2 per candidate)
	12:00	Lunch
	13:00	Practical Skills Teaching (Minimum 2 per candidate)
	15:00	Classroom Presentations (Minimum 2 per candidate)
	17:00	**Review** (Scuba Learning Module – 27)
	18:00	Dinner
	19:00	Spare
Day 3	08:00	Student Dive Leadership (Group Exercise)
	10:00	Classroom Presentations (Minimum 2 per candidate)
	12:00	Lunch
	13:00	Practical Skills Teaching (Minimum 2 per candidate)
	15:00	Classroom Presentations (Minimum 2 per candidate)
	17:00	**Review** (Scuba Learning Module – 28)
	18:00	Dinner
	19:00	Spare
Day 4	08:00	Student Dive Leadership (One per candidate)
	10:00	Classroom Presentations (2 per candidate)
	12:00	Lunch
	13:00	Practical Skills Teaching (Minimum 2 per candidate)
	15:00	Classroom Presentations (Minimum 2 per candidate)
	17:00	**Review** (Scuba Learning Module – 29)
	18:00	Dinner
	19:00	Spare
Day 5	08:00	Student Dive Leadership (One per candidate)
	10:00	Classroom Presentations (Minimum 2 per candidate)
	12:00	Lunch
	13:00	Practical Skills Teaching (Minimum 2 per candidate)
	15:00	Classroom Presentations (Minimum 2 per candidate)
	17:00	**Review** (Scuba Learning Module – 30)
	18:00	Dinner
	19:00	Spare
Day 6	08:00	Student Dive Leadership (One per candidate)
	10:00	**Dive School Administration** (A review of the AUSI Instructor Manual)
	12:00	Lunch
	13:00	**Diving Knowledge** (Closed Book Written Examination)
	16:00	**Results & Debrief**
Day 7	08:00	Spare
	10:00	Spare
	12:00	Lunch
	13:00	Spare
	15:00	Spare

Copyright © 2009 AUSI Pty Ltd ACN 062 887 969

INSTRUCTOR DEVELOPMENT

Introduction

The following materials are required for the introductory session:

1. **AUSI Scuba Instructor Course Notes**,
2. *AUSI Medical History Form or approved equivalent,* and
3. *AUSI Level II Scuba Instructor Training Record.*

During the introductory session, which must be done before any practical sessions are conducted, the AUSI Scuba Instructor Trainer is required to do the following:

1. Have each candidate complete the *AUSI Medical History Form* or approved equivalent and check carefully,
2. Sight and record evidence that each candidate has met all course prerequisites,
3. Have each candidate fill-in and sign the prerequisite section of the *AUSI Level II Scuba Instructor Training Record* and counter sign,
4. Explain the AUSI Pathway and where the current course fits in,
5. Explain the responsibilities of an AUSI Level II Scuba Instructor,
6. Explain the structure of the AUSI Level II Scuba Instructor Update Course,
7. Explain assessment procedures,
8. Discuss the course timetable,
9. Discuss the course equipment requirements,
10. Explain the requirements for certification, and
11. Explain the requirements for registration and annual renewal.

The recommended text books for those students wishing to do further reading are:

1. **Recreational Scuba Diving** – Sinclair & Kenley,
2. **Oxygen First Aid** - J. Lippmann,
3. **The DAN Emergency Handbook** - J. Lippmann & S. Bugg,
4. **The Sport Diving Medical** - Parker
5. **Scuba Safety In Australia** - Wilks, Knight & Lippmann, and
6. **Diving Medicine for Scuba Divers** - Edmonds, McKenzie & Thomas.

All texts are available from AUSI Head Office.

Theory Sessions

Whilst the AUSI Level II Scuba Instructor course is primarily, an assessment based presentation course, AUSI Scuba Instructor Trainers are to conduct a review the eight theory presentations in the **AUSI Scuba Instructor Course Notes**.

Namely:

AUSI Philosophy	*(AUSI Scuba Learning Module 23)*
Classroom Teaching	*(AUSI Scuba Learning Module 24)*
Practical Skills Teaching	*(AUSI Scuba Learning Module 25)*
Student Dive Leadership	*(AUSI Scuba Learning Module 26)*
Student Assessment & Certification	*(AUSI Scuba Learning Module 27)*
Continuing Education	*(AUSI Scuba Learning Module 28)*
Medical Aspects of Diving	*(AUSI Scuba Learning Module 29)*
Legal Aspects of Diving Instruction	*(AUSI Scuba Learning Module 30)*

Candidates must have their own copy of the **AUSI Instructor Course Notes**.

Copyright © 2009 AUSI Pty Ltd ACN 062 887 969

Candidate Presentations

The overall aim of candidate presentations is to have the candidate present various aspects of the entire AUSI Level I & II Open Water Course. All presentations are to be assessed and AUSI Scuba Instructor Trainers are to ensure theory knowledge, teaching skills, diving skills and leadership qualities are discussed to enhance candidate knowledge and skill.

Where relevant, the candidate will use the AUSI Level I and Level II Scuba Diver Teaching Guidelines, AUSI Level I and II Scuba Diver Course Notes ie the AUSI Open Water Scuba Diving Manual and AUSI Cue Cards as a guide to each presentation.

There are three teaching areas to be covered:

1. Classroom Teaching,
2. Practical Skills Teaching, and
3. Student Dive Leadership.

Each presentation is to be assessed using the relevant AUSI Assessment Form and assessment forms must be filed in the candidate's course file.

Using the AUSI Assessment Forms

The AUSI Assessment Forms are designed to give a competency-based result ie either a pass or a fail. A performance mark is also given that acts as a guide to the candidate's overall performance.

Performance is rated according to the following criteria:

< 60	unsatisfactory
60-70	poor
71-80	average
81-90	good
> 90	excellent.

For example, FAIL/83 means key elements were missed but the overall performance was good
PASS/67 means key elements were present but the overall performance was poor.

When calculating the performance mark, assessors are to deduct full point value when a point is missed or not made strongly enough eg. if a candidate gives a reason to learn but it was not very good or not very convincing then it is scored as being given but no marks are allocated.

Copyright © 2009 AUSI Pty Ltd ACN 062 887 969

1. **Classroom Teaching**

During the course, the candidate must present a minimum of 12 “micro-lessons” ie short 10-15 minute complete lessens, of which at least eight must be different core topics.

To pass the classroom teaching section of the course the last five presentations have to be core topics and at least four of the last five presentations must be a “pass” standard.

Core topics are listed below:

AUSI Scuba Learning Module 1:	
Pressure	Page 4
Effects of Pressure	Page 5
Buoyancy	Pages 6 & 7
Gas Spaces	Pages 8 & 9
Ears & Diving	Pages 10 & 11
Lungs & Diving	Pages 12 & 13
AUSI Scuba Learning Module 2:	
Partial Pressures	Pages 17 & 18
Hyperventilation	Page 19
Carbo Dioxide	Page 20
Nitrogen Narcosis	Page 22
Gas Diffusion	Page24
Decompression Illness	Page25
AUSI Scuba Learning Module 3:	
Using the QED Table	Pages 32 & 33
Understanding Water Movement	Pages 36 & 37
Scuba Cylinders	Page 47
Regulators	Page 48
AUSI Scuba Learning Module 4:	
Shock	Page 54
Severe Bleeding & Envenomation	Page 55
Exposure	Page 56
Diving First Aid & Oxygen	Pages 58 & 59
Ear Injuries	Pages 60 & 61
Potentially Dangerous Marine Animals	Pages 62 & 63
Diver’s First Aid Flow Chart	Page 65

Micro lessons must be carefully assessed using the *AUSI Classroom Teaching Assessment Form* with the assessing instructor carefully recording what they see and making relevant comments.

Candidates should be encouraged to use the AUSI Classroom Lesson Planner when planning and presenting classroom presentations.

After completion of each presentation the assessing instructor must give the candidate carefully worded feedback on their performance. It is important that feedback be as positive and constructive as possible while at the same time paying attention to the candidate’s theory knowledge.

If the audience used for the presentation is a manufactured audience ie not real students, then the audience must be briefed to behave and answer questions as real students would be expected to behave. Unruly behaviour and giving stupid answers is clearly unacceptable and only serves to unnecessarily upset the candidate.

Candidates must present as many different topics as possible and be exposed to as much of the complete AUSI Level II Scuba Diver course as possible. Broad exposure will also help candidates improve their theory knowledge.

If a candidate fails a presentation then it should be repeated at a later stage during the course.

Copyright © 2009 AUSI Pty Ltd ACN 062 887 969

2. **Practical Skills Teaching**

During the course, the candidate must present a minimum of ten "micro-lessons" ie short 10-15 minute complete lessens, of which at least seven must be different core topics.

To pass the practical skills teaching section of the course the last five presentations have to be core topics and at least four of the last five presentations must be a "pass" standard.

Core topics are listed below:

a. Entry & exit procedures:
    i. Seated Entry, and
    ii. Step Entry,
b. Underwater clearing of water from a regulator by two methods,
c. Regulator retrieval,
d. Descent & ascent procedures,
e. Mask clearing,
f. Use of an alternative air source in an emergency,
g. Deep water descents & ascents,
h. Underwater buoyancy control:
    i. Fin Pivot, and
    ii. Hover,
i. Surface rescue procedures,
j. Recovery of an unconscious diver,
k. Weight belt removal and replacement:
    i. On the surface, and
    ii. At depth.
l. Scuba removal and replacement:
    i. On surface, and
    ii. At depth,
m. Scuba rescue techniques.

Micro lessons must be carefully assessed using the *AUSI Scuba Practical Skills Teaching Assessment Form* with the assessing instructor carefully recording what they see and making relevant comments.

After completion of each presentation the assessing instructor must give the candidate carefully worded feedback on their performance. It is important that feedback be as positive and constructive as possible while at the same time paying attention to the candidate's personal diving skills and safety.

If the audience used for the presentation is a manufactured audience ie not real students then the audience must be briefed to behave and answer questions as real students would be expected to behave. Unruly behaviour and giving stupid answers is clearly unacceptable and only serves to unnecessarily upset the candidate.

In practical presentations the candidate must be given problems to solve including group control. Given problems must resemble situations that would be experienced with real students. Once a problem has been identified and solved and/or the candidate has regained control then the lesson should be allowed to proceed. It is also important not to overload the lesson with too many problems to solve; one or two problems per lesson are quite adequate.

Candidates must present as many different topics as possible and must show an understanding of extension skills and how they apply to each skill, where relevant.

If a candidate fails a presentation then it should be repeated at a later stage during the course.

Copyright © 2009 AUSI Pty Ltd ACN 062 887 969

3. **Student Dive Leaderships**

During the course, the candidate must be involved in a minimum of eight dive leadership exercises including at least two complete exercises in open water, at least five of the exercises must be a "pass" standard.

To pass the student dive leadership section of the course the last complete open water exercise must be a "pass" standard.

Student dive leadership exercises are to be chosen from the following list:

a. General brief, equipment organisation & arrival,
b. Dive brief,
c. Gear up, entry & surface control,
d. Final Brief, descent, underwater swimming & ascent, and
e. Surface control, exit & dive end.

The aim of the student dive leadership exercises is to primarily prepare the AUSI Level II Scuba Instructor candidate for the role of conducting open water scuba dives. The AUSI Level II Scuba Instructor candidate needs to also understand all key elements of dive leadership.

The dive leadership exercise should be conducted with one of the candidates acting as the instructor and at least two mock students that should include the other candidates and an AUSI Scuba Instructor Trainer or assistant who must be a minimum of an AUSI Level II Scuba Instructor.

During the first session or two use a pool or easy access dive site to allow as many repetitions of the dive leadership sequence as possible. Concentrate on developing the sequence and keep student problems to a minimum.

The dive leadership exercise should be as realistic as possible with the mock students presenting realistic problems that the AUSI Scuba Instructor Trainer or the assistant has briefed them on. There should not be more than two problems to solve per presentation and the candidate should also be given a group control incident to deal with such as potential separation, surface problem such as cramp or distraction. An *AUSI Scuba Student Dive Leadership Assessment Form* must be used by the AUSI Scuba Instructor Trainer (or assistant) and should be discussed in detail during the debrief session.

The AUSI Scuba Instructor Trainer must ensure that candidates are not put into potentially dangerous situations when performing as mock students with problems or as the dive leader. Only take the scenario to the point where the lesson can be learnt without endangering safety.
Exercises should be conducted so each candidate performs the in-water section of the dive leadership as the instructor. The underwater phase of the exercise need take no longer than ten minutes, enough time to attempt a separation, have an incident and see that a number of air checks are completed. Keep the depth of the dive shallow, ideally 3 - 6 metres (10-20'), so repetitive dives can be done safely to allow all candidates to lead the in-water section.

Candidates should use available materials eg **AUSI Scuba Dive Leadership Cue Card,** so that the dive leadership includes all required components.

When conducting the exercise as a group exercise then it is suggested that the dive leadership be sectioned according to the above list.

Once in the water have the candidates, in turn, takeover on surface and perform surface control, final brief, descent, dive, ascent, and surface control. Each candidate should be given a quick debrief whilst still in the water at the conclusion of their part in the exercise before the next candidate takes over their turn.

Copyright © 2009 AUSI Pty Ltd ACN 062 887 969

ASSESSMENT GUIDELINES

To be upgraded to an AUSI Level II Scuba Instructor the candidate must gain a pass in each of the following areas:

1. Diving Theory Knowledge,
2. Classroom Teaching,
3. Practical Skills Training, and
4. Student Dive Leadership.

During the course every presentation made by the AUSI Level II Scuba Instructor candidate is to be assessed using the relevant AUSI Assessment Form.

All assessment forms and examination papers must be kept in the candidate's course file and all results summarised on the *AUSI Level II Scuba Instructor Training Record*.

Note: The AUSI Level I Scuba Instructor training course and the AUSI Level II Scuba Instructor update course can be combined into a single course. If combined into a single course then the final assessment, conducted by an independent AUSI Level VIII Scuba Instructor or higher, must be conducted at the conclusion of the course as per the AUSI Level I Scuba Instructor Teaching Guidelines, where teaching topics must be chosen from the topic lists in the relevant section of these Teaching Guidelines. In this case the pass mark for the AUSI Scuba Instructor Diving Theory Knowledge Exam must meet the criteria outlined in the AUSI Level II Scuba Instructor Teaching Guidelines.

Diving Theory Knowledge

1. A closed book written exam based on current diving general theory is to be conducted at the conclusion of the AUSI Level II Scuba Instructor Course and marked by the independent AUSI Examiner.
2. The minimum mark required for a "pass" is 85% and a mark less than 75% is deemed a "fail". If the candidate scores between 75% and 84% the AUSI Examiner can, at their discretion, conduct an oral examination to clarify areas of the candidate's knowledge. If an oral is conducted another AUSI Level VII Scuba Instructor or higher must act as a witness.
3. In the event of the candidate failing the exam an immediate retest is not allowed. The candidate can retest no earlier than 30 days and no later than 90 days after the original exam.
4. The exam must be placed in the candidate's course file.

Classroom Teaching

To pass the classroom teaching section of the course at least four of the last five presentations must be a "pass" standard.

Practical Skills Teaching

To pass the practical skills teaching section of the course at least four of the last five presentations must be a "pass" standard.

Student Dive Leadership

To pass the student dive leadership section of the course the last complete open water exercise must be a "pass" standard.

Copyright © 2009 AUSI Pty Ltd ACN 062 887 969

DETERMINING RESULTS

After reviewing all assessment results the AUSI Scuba Instructor Trainer will award one of the following results:

1. Pass,
2. Provisional Pass, or
3. Fail.

Pass

Awarded when the candidate achieves a pass in each of the following:

1. AUSI Scuba Instructor Theory Knowledge Examination,
2. Classroom Teaching Assessment,
3. Practical Skills Teaching Assessment,
4. Student Dive Leadership Assessment,

Note: Items 2, 3, & 4 are regarded as teaching areas.

Provisional Pass

Only awarded if the candidate fails the AUSI Scuba Instructor Theory Knowledge Examination and/or no more than one teaching area.

Retests in provisional areas can only be conducted at least 30 days and no more than 90days after the conclusion of the course and must be conducted by an AUSI Level VII Scuba Instructor or higher.

Fail

Awarded when the candidate fails more than one teaching area.

The candidate must be given at least 30 days and no more than 90 days before undergoing a full re-examination, which is to be conducted by an AUSI Level VII Scuba Instructor. In the interim the candidate must observe at least one full AUSI Level I & II Scuba Diver.
If the candidate does not sit a re-exanimation prior to the 90-day period then they are required to complete another AUSI Level II Scuba Instructor course.

Retests

Theory Knowledge

A retest for theory knowledge must be conducted as outlined on page 9 of these AUSI Teaching Guidelines.

Teaching Areas

Retests for teaching areas must be conducted formally by an AUSI Level VII Scuba Instructor or higher, as per the final assessment criteria set out in the AUSI Level I Scuba Instructor Teaching Guidelines.

Copyright © 2009 AUSI Pty Ltd ACN 062 887 969

DEBRIEF

The results, in writing, must be given to the candidate at the conclusion of the final examination phase of the course prior to an individual debrief.

The debrief must be conducted in private, by the independent AUSI Examiner and the AUSI Scuba Instructor Trainer.

During the debrief strengths and weaknesses must be brought to the attention of the candidate. The candidate must also be given an opportunity to review their file.

REGISTRATION PROCEDURES

At the conclusion of the course the AUSI Scuba Instructor Trainer is to forward the following to AUSI Head Office:

1. Candidates course file with all assessment forms and exams,
2. Completed *AUSI Level II Scuba Instructor Training Record,*
3. Completed *AUSI Professional Annual Renewal Form,* and
4. Appropriate AUSI Fee.

The AUSI Certification Card and AUSI Wall Certificate, if ordered prior to the examination phase, can only be presented when the above items are in place to the satisfaction of the independent AUSI Level VIII Scuba Instructor acting as the AUSI Examiner.

If AUSI Certification Cards and AUSI Wall Certificates were not ordered prior to the final examination then AUSI Head Office will forward them to successful candidates upon receipt of the above listed items.

Copyright © 2009 AUSI Pty Ltd ACN 062 887 969

Copyright © 2009 AUSI Pty Ltd ACN 062 887 969

AUSI LEVEL II SCUBA INSTRUCTOR

COURSE MATERIALS

AUSI PROFESSIONAL TRAINING PROGRAM APPLICATION FORM

AUSI PROFESSIONAL TRAINING APPLICATION FORM

AUSI MEDICAL HISTORY FORM

AUSI LEVEL II SCUBA INSTRUCTOR TRAINING RECORD

AUSI CLASSROOM LESSON PLANNER

AUSI CLASSROOM TEACHING ASSESSMENT FORM

AUSI SCUBA PRACTICAL SKILL TEACHING ASSESSMENT FORM

AUSI STUDENT SCUBA DIVE LEADERSHIP ASSESSMENT FORM

AUSI PROFESSIONAL ANNUAL RENEWAL FORM

Please photocopy the forms for use as necessary from this section of your AUSI Instructor Manual.
OR
Registered instructors can download an AUSI Scuba Instructor Trainer Pack from www.ausi.com.au.

Copyright © 2009 AUSI Pty Ltd ACN 062 887 969

Copyright © 2009 AUSI Pty Ltd ACN 062 887 969

Form 4 (0809) - AUSI PROFESSIONAL TRAINING PROGRAM APPLICATION FORM

Facility Name: _____

Address: _____

_____ **Postcode:** _____

Telephone: **Business:** _____ **Mobile:** _____

Facsimile: _____ **Private:** _____

E-mail: _____

Name of proposed Course Director: _____ **AUSI No.** _____

Names of proposed Staff Instructors: _____ **AUSI No** _____

_____ **AUSI No** _____

_____ **AUSI No** _____

_____ **AUSI No** _____

Type of Program:

AUSI Snorkel Swimmer Instructor	
AUSI Snorkel Guide	
AUSI Snorkel Diver Instructor	
AUSI Level I Scuba Instructor	
AUSI Level II Scuba Instructor	

Proposed format of program: Full time/Part time

Proposed number of candidates:

If an independent AUSI Examiner is required, proposed examination dates:

NOTE: *All candidates must pre-register with AUSI Head Office and pay appropriate fee prior to commencing course. Please use* ***Form 13 AUSI Professional Training Application Form (0809)***

Proposed location of program: _____

Other relevant information including proposed assistants:

_____

_____

_____

_____

_____

_____

To the best of my knowledge the above information is true and correct and I agree that my Facility will always abide by AUSI Standards, AUSI Procedures and AUSI Teaching Guidelines when conducting AUSI Programs.

Signed: _____ **Name:** _____

Date: _____

Photocopy for your records and forward completed form to AUSI Head Office at least 60 days prior to the commencement date of the program.

73 Silverdale Road, Eaglemont, Victoria 3084 AUSTRALIA E-mail: info@ausi.com.au

..

Form 13 (0809) - AUSI Professional Training Application Form

Name: _____ **Referred by:**

Address: _____

_____ **Postcode:** _____

Phone: _____ **Mobile:** _____

E-mail: _____ **Facsimile:** _____

Facility: _____ **Facility Phone:** _____

Course applied for:

Snorkel Swimming Instructor ☐
Snorkel Guide ☐
Snorkel Diver Instructor ☐
Scuba Instructor ☐ Level ☐

To be conducted by: _____

Date: _____

Current highest diving certification:

Agency _____
Level _____
Number _____
Date _____

Number of non-instructional scuba dives:

Total: ☐
Night: ☐
Deep: ☐ 30-40m (100-133')
Drift: ☐

The following MUST accompany this application form: (*Scanned documents can be sent by e-mail*)

Appropriate fee (see below – cheque made out to AUSI or credit card) ☐
Two passport photographs **OR** one electronic passport photograph to: info@ausi.com.au ☐
Copy of current highest diving certification ☐
Copy of current medical (Australian Scuba Professionals require AS/NZ 2299.1) ☐
Copy of current work place first aid or approved equivalent ☐
Copy of current CPR or approved equivalent ☐
Copy of current oxygen provider or approved equivalent ☐
Other relevant teaching, instructing or coaching qualifications ☐

AUSI Fees:	**AUD**		**Includes AUSI Membership to end of current year plus:**
Snorkel Swimming Instructor	$55	☐	Course Notes & Workbook
Snorkel Guide	$55	☐	Course Notes & Workbook
Snorkel Diver Instructor	$110	☐	Course Notes, Workbook & Training Record
Scuba Instructor	$880	☐	Course Notes, Workbook, Training Record & Examination

Credit Card Payment Type of Card: Visa ☐ MasterCard ☐ Bankcard ☐

Amount authorised _____ Card Number ☐☐☐☐☐☐☐☐☐☐☐☐☐☐☐☐

Card Holder _____ Signature _____ Exp. Date ___ / ___

Applicant's Declaration: I hereby declare that the information provided in this application is to the best of my knowledge true and correct and I agree to abide by AUSI Standards, AUSI Procedures and AUSI Teaching Guidelines when conducting AUSI Programs and I understand that materials I can download from www.ausi.com.au are protected by international copyright laws and that downloaded materials can only be used for my own personal use unless I have received written authorisation from AUSI Pty Ltd. I further acknowledge that I have read and agree to the terms and conditions as specified in the AUSI Open Licence agreement. I also understand that my personal information will not be passed on to any third party by AUSI without my express permission. I further declare that to the best of my knowledge I am not under any outstanding ethics complaint.

Applicant's signature: _____ Date: _____

Return completed form with relevant documentation and payment to:

73 Silverdale Road, Eaglemont, Victoria 3084 AUSTRALIA
E-mail: info@ausi.com.au

..

Form 1 (0708) - AUSI MEDICAL HISTORY FORM

This form is used for the assessment of potential problems for persons wishing to partake in AUSI Snorkel or AUSI Scuba programs. In the interest of your safety it is important that you give true, full and complete answers to all questions. Your instructor may advise you to have a full diving medical before diving or may recommend that you do not dive at all.

IMPORTANT: Do you understand that incorrect or misleading information can lead to serious injury resulting in permanent damage or death? YES ☐ NO ☐

A. PERSONAL DETAILS

Name _____ Date of Birth ___/___/___

Address _____

Contact Email: _____ Mobile: _____ Phone: _____

Sex : Male ☐ Female ☐ Occupation _____

Where did you hear about this course? _____

B. GENERAL INFORMATION

	YES	NO	
1. Are you a non-swimmer?	☐	☐	
2. Have you ever had trouble in water?	☐	☐	Details _____
3. Have you scuba dived previously?	☐	☐	Details _____
4. Are you in good health?	☐	☐	Details _____
5. Are you on any medication?	☐	☐	Details _____
6. Operations within the last six months?	☐	☐	Details _____
7. Is there a family history of heart disease?	☐	☐	Details _____
8. Do you have any disease or disability	☐	☐	Details _____
9. Do you smoke?	☐	☐	

Pack Years (Should be < 10)

Cigarettes per day ☐ Multipliy by years of smoking ☐ Divide by 20 = ☐

	YES	NO
10. Have you consumed alcohol or any other drugs within the last 24 hours?	☐	☐
11. Will you be flying or going to altitudes above 300m within 24 hours after your last scuba dive?	☐	☐

Do you suffer from, or have you ever suffered any of the following?

12. Ear problems when flying or diving	☐	☐	16. Migraine or severe headache	☐	☐
13. Ruptured eardrum	☐	☐	17. Depression, claustrophobia or panic attacks	☐	☐
14. Chronic ear discharge or infection	☐	☐	18. Back problems	☐	☐
15. Sea sickness	☐	☐	19. Recompression for a diving related illness	☐	☐

C. MEDICAL HISTORY - Do you suffer from, or have you ever suffered any of the following?

	YES	NO		YES	NO
1. Ear surgery (other than drainage)	☐	☐	11. Pneumothorax (collapsed lung)	☐	☐
2. Persistent ringing noises or deafness	☐	☐	12. Persistent fainting or blackouts	☐	☐
3. Persistent loss of balance	☐	☐	13. Head injury requiring hospitalisation	☐	☐
4. Persistent allergies affecting nose/sinuses	☐	☐	14. Epilepsy or fits	☐	☐
5. Persistent cough or coughing blood	☐	☐	15. Any brain or spinal disorder	☐	☐
6. Recurrent chest/lung infections/problems	☐	☐	16. Diabetes	☐	☐
7. Abnormal chest pain	☐	☐	17. Heart disease	☐	☐
8. Chest surgery (heart or lung)	☐	☐	18. High blood pressure	☐	☐
9. Abnormal shortness of breath	☐	☐	19. Pulse irregularities	☐	☐
10. Asthma, wheezing or use of a puffer	☐	☐	20. Are you pregnant. or trying to be pregnant?	☐	☐

D. DECLARATION

I certify that the above information is true and complete to the best of my knowledge and I hereby authorize Dr _____ Phone # _____ to supply medical information relevant to this course regarding me to my instructor in my own personal interest.

Student's signature _____ Date ___/___/___

Instructor's signature _____ Instructor #: _____

Copyright © 2008 AUSI Pty Ltd ACN 062 887 969

..

AUSI LEVEL II SCUBA INSTRUCTOR COURSE TRAINING RECORD (0608 – 1/2)

Candidate's Name: _____ **Course No.:** _____

Course Director: _____ **AUSI No.:** _____

Course Location: _____ **Course Date:** _____

AUSI Facility: _____ **Facility No.:** _____

PREREQUISITES

Certified AUSI Level I Instructor	Date	_____	Agency / Cert. No.	_____
Minimum diving equipment	Date	_____		
Medical Certificate (AS/NZS2299.1)	Date	_____	Doctor's Details	_____
Work Place First Aid	Date	_____	Issued by	_____
CPR Certificate	Date	_____	Issued by	_____
Oxygen Provider Certificate	Date	_____	Issued by	_____
Internship (Open Water course)	Date	_____	Details	_____
Internship (Open Water course)	Date	_____	Details	_____

INSTRUCTOR DEVELOPMENT LECTURE REVIEW

	Date	Instructor's Name	AUSI No.
AUSI Philosophy			
Classroom Presentations			
Practical Skills Training			
Ocean Training Dives			
Student Assessment & Certification			
Continuing Education			
Medical Aspects			
Legal Aspects			
Dive School Administration			

CLASSROOM PRESENTATIONS

	Date	Topic	Result	Mark	Assessor's Name / No.
1		Pressure Depth Relationship			
2		Boyles Law			
3		Buoyancy			
4		Ears			
5		Lung Pressure Injuries			
6		Daltons Law			
7		Henrys Law			
8		Decompression Illness			
9					
10					
11					
12					
13					
14					
15					
16					
17					
18					

Copyright © 2008 AUSI Pty Ltd ACN 062 887 969

AUSI LEVEL II SCUBA INSTRUCTOR COURSE TRAINING RECORD (0608 – 2/2)

Candidate's Name: _____ **Course No.:** _____

PRACTICAL SKILLS TRAINING PRESENTATIONS

	Date	Topic	Result	Mark	Assessor's Name / No
1		Mask Clearing			
2		Regulator Skills			
3		Alternate Air Drill			
4		Descent & Ascents			
5					
6					
7					
8					
9					
10					
11					
12					
13					
14					
15					
16					
17					
18					

DIVE LEADERSHIP PRESENTATIONS

	Date	Topic/Dive Site	Result	Mark	Assessor's Name / No
1					
2					
3					
4					
5					
6					
7					
8					

SCUBA THEORY KNOWLEDGE EXAMINATION

Date	Location	Result	Mark	Assessor's Name / No

RESULTS SUMMARY:

Classroom Teaching _____ Dive Leadership Presentations _____

Practical Skills Training Presentations _____ Scuba Theory Knowledge Examination _____

OVERALL RESULT: _____ **(Pass/Provisional/Fail)**

AUSI LEVEL II SCUBA INSTRUCTOR TRAINING COURSE
Course Director's Declaration

I hereby state that the above record of training is true and correct.

Course Director's Name: _____ Signature: _____ Date: _____

Copyright © 2008 AUSI Pty Ltd ACN 062 887 969

9. ESTABLISH UNDERSTANDING

10. RESTATE IMPORTANT POINTS

11. END STATEMENT

Copyright © 2005 AUSI Pty Ltd

TOPIC

MATERIALS

AIMS

PRIOR KNOWLEDGE

==========

1. INTRODUCTIONS (SMILE & NAME ON BOARD)
2. PAPERWORK
3. LESSON REVIEW FOR PREVIOUS LESSON
4. TOPIC ON BOARD
5. REASON TO LEARN
6. SCOPE
7. START POINT

8. CONTENT AND BOARD PLAN

Copyright © 2005 AUSI Pty Ltd

AUSI CLASSROOM PRESENTATION ASSESSMENT FORM

Candidates Name: _____ **Date:** _____

Assessors Name: _____ **Instructor #:** _____

Topic: _____ **Core: Y / N** **Lesson #:** _____

Time Started: _____
Time Finished: _____
Time Taken: _____
Time Allowed: _____

START	Must	Should	Value	Deduct	COMMENTS
Name - self		❑	1		
Name - students		❑	1		
SRF/Log Book		❑	1		
Lesson Review		❑	2		
INTRODUCTION					
Topic - verbal	❑		1		
Topic - written		❑	1		
Reason to learn	❑		4		
Scope - verbal	❑		4		
Scope - written		❑	1		
Start linked to prior learning		❑	3		
AIDS					
Whiteboard ❑ or OHP ❑ as major aid	❑		2		
Planned major aid		❑	3		
Effective use of major aid		❑	3		
Course notes used		❑	1		
Other aids used		❑	2		
Effective use of other aids		❑	3		
Not constantly talking to board		❑	1		
QUESTIONS					
Questions used	❑		4		
Feedback given		❑	2		
Relevant		❑	2		
Listening to answers		❑	3		
Not constantly answering own questions		❑	1		
Effective class involvement		❑	3		
CONTENT					
All essentials covered	❑		3		
Information is relevant		❑	2		
Logical sequence		❑	3		
Any new terminology explained		❑	1		
Correct use of terminology		❑	1		
Use of students previous knowledge		❑	3		
Adequate theory knowledge		❑	3		
GENERAL					
Voice clear	❑		2		
Eye contact		❑	1		
Good personal presentation		❑	2		
Enthusiastic		❑	3		
Organised		❑	2		
Own experiences used		❑	3		
Use of neutral language (eg no swearing or slang)		❑	2		
Correct spelling		❑	1		
No annoying tics or repetitive phrases		❑	2		
Class controlled	❑		4		
Classroom arrangement		❑	2		
No distractions in classroom		❑	1		
END					
Establish understanding	❑		4		
Restatement of main points	❑		4		
Effective conclusion		❑	2		
POSSIBLE	10	35		100	
TOTALS					**PASS / FAIL**
MINIMUM REQUIRED	9	24		**SCORE**	
WAS LESSON SAFE? (NO = FAIL) - explain why!	❑				

Copyright © 2005 AUSI Pty Ltd

General Note: If one of the essential points is missed a pass can still awarded but the same point cannot be missed in any subsequent lessons. An UNSAFE lesson **MUST** fail!.

..

AUSI PRACTICAL PRESENTATION ASSESSMENT FORM

Candidates Name: _____ **Date:** _____

Assessors Name: _____ **Instructor #:** _____

Topic: _____ **Core: Y / N** **Lesson #:** _____

Time Started: _____
Time Finished: _____
Time Taken: _____
Time Allowed: _____

INTRODUCTION	Must	Should	Value	Deduct	Comments
Name - self		❑	1		
Name - students		❑	1		
Buddy pairs	❑		1		
Buddy checks	❑		1		
Instructor double check		❑	2		
Instructor's gear checked		❑	1		
Effective positioning		❑	2		
THE SKILL					
Name of skill		❑	1		
Any new terminology defined		❑	2		
Reason to learn skill	❑		3		
Teaching points in logical order		❑	3		
All crucial teaching points covered	❑		3		
DEMONSTRATION					
Demonstration of skill	❑		3		
Demonstration is correct		❑	3		
Demonstration is slow & clear		❑	2		
Restatement of teaching points		❑	2		
PRACTICE					
Surface practice		❑	2		
Underwater practice		❑	2		
First attempt observed		❑	3		
Corrections made		❑	3		
Repetition	❑		3		
Instructor observing practice		❑	3		
Problems identified & solved	❑		3		
Students kept busy		❑	3		
Debrief on practice		❑	3		
Debrief includes positive encouragement		❑	2		
Appropriate extension skills used		❑	2		
DESCENT & ASCENT PROCEDURES					
Clear instructions before descent		❑	1		
Warnings - ears & lungs	❑		3		
Correct descent procedure		❑	3		
Correct ascent procedure		❑	3		
Correct surface drill	❑		3		
GENERAL					
Voice clear	❑		3		
Constant air checks	❑		3		
Class controlled	❑		3		
Masks on faces	❑		3		
Instructors equipment in good condition		❑	1		
Enthusiastic		❑	2		
Organised		❑	2		
Use of neutral language (eg no swearing or slang)		❑	2		
No annoying tics or repetitive phrases		❑	2		
Students involved using questions		❑	2		
Effective use of time		❑	3		
END					
Effective conclusion		❑	1		
POSSIBLE	13	31		100	
TOTALS					**PASS / FAIL**
MINIMUM REQUIRED	12	20		**SCORE**	
WAS LESSON SAFE? (NO = FAIL) - explain why!	❑				

Copyright © 2005 AUSI Pty Ltd

General Note: If one of the essential points is missed a pass can still awarded but the same point cannot be missed in any subsequent lessons. An UNSAFE lesson **MUST** fail!.

..

AUSI DIVE LEADERSHIP ASSESSMENT FORM (Pre Dive)

Candidates Name: _____ **Date:** _____

Assessors Name: _____ **Instructor #:** _____

Site: _____ **Type:** _____ **Dive #:** _____

Time Started: _____
Time Finished: _____
Time Taken: _____
Time Allowed: _____

GENERAL BRIEF	Must	Should	Value	Deduct	Comments
Introduction		❑	1		
Site description		❑	2		
Purpose		❑	2		
Equipment requirements		❑	1		
What equipment checks are to be done		❑	1		
Extra weight for ocean (if applicable)		❑	1		
Extra equipment (eg hat, sun screen, towel etc)		❑	1		
Check students health	❑		5		
Transportation & loading equipment		❑	1		
Directions to site		❑	1		
Time to meet		❑	1		
EQUIPMENT					
Equipment checks of students gear		❑	2		
Equipment checks of own gear		❑	2		
Appropriate spares (full scuba unit; spares kit)		❑	2		
Appropriate emergency equipment	❑		5		
Flag/float	❑		5		
Appropriate additional equipment (eg reel, slate etc)		❑	2		
Extra weight for instructor		❑	1		
Equipment handled correctly	❑		5		
BOAT (if applicable)					
Introduce skipper		❑	1		
Boat brief	❑		5		
Fill in manifest		❑	2		
Safety equipment check	❑		5		
Check dive flag	❑		5		
Observe students for correct behaviour	❑		5		
ON ARRIVAL					
Check conditions are safe to dive	❑		5		
Help skipper if required		❑	2		
Dive platform readied (eg flag, ladders, lines etc)	❑		2		
DIVE BRIEF					
Brief given (see page 2)	❑				
GEARING UP					
Instructions given		❑	3		
Watching students		❑	2		
Buddy system employed		❑	2		
Buddy checks	❑		5		
Instructor checks - air on	❑		5		
- cylinder full	❑		2		
- weight belt	❑		2		
- mask	❑		2		
- BC	❑		2		
Instructors equipment checked	❑		2		
POSSIBLE	18	21		100	
TOTALS					
MINIMUM REQUIRED	17	14			

Copyright © 2005 AUSI Pty Ltd

PASS / FAIL

AUSI DIVE LEADERSHIP ASSESSMENT FORM (Dive Brief)

Candidates Name: _____ **Date:** _____

Assessors Name: _____ **Instructor #:** _____

Site: _____ **Type:** _____ **Dive #:** _____

Time Started: _____
Time Finished: _____
Time Taken: _____
Time Allowed: _____

	Must	Should	Value	Deduct	Comments
INTRODUCTION					
Site description & discuss conditions		❑	1		
Emergency facilities		❑	1		
Hazards ®	❑		5		
Purpose of dive		❑	1		
Buddy allocation	❑		2		
GEAR UP					
Gear up instructions (weight belt first)		❑	1		
Buddy system	❑		2		
Buddy checks	❑		2		
ON SURFACE					
Entry	❑		2		
Surface drill	❑		2		
Where to go	❑		2		
DESCENT					
Descent procedures	❑		2		
Ears & lungs	❑		1		
Depth at bottom of descent (ascend if exceeded) ®	❑		2		
Gear adjustment		❑	1		
DURING DIVE					
Skills		❑	1		
Swim direction		❑	1		
Position		❑	1		
Buddy system	❑		2		
Air monitoring	❑		2		
Max depth	❑		2		
Max bottom time	❑		2		
Low air warnings	❑		2		
ASCENT					
Rate	❑		3		
Buoyancy (use of BC)	❑		3		
Lungs	❑		2		
Safety stops	❑		2		
ON SURFACE					
Surface drill	❑		2		
Exit		❑	1		
DIVE END					
Gear removal		❑	1		
Gear stowage		❑	1		
EMERGENCY PROCEDURES					
Lost buddy or instructor	❑		3		
Caught in current (if applicable) ®	❑		3		
Out of air	❑		3		
Signals ®	❑		3		
Ear problems ®	❑		3		
POSSIBLE	25	11		70	
TOTALS					
MINIMUM REQUIRED	24	7			

Copyright © 2005 AUSI Pty Ltd

® These points are not covered elsewhere in the diveleadership so must be covered here!! All other "must" points can be picked up eleswhere.

PASS / FAIL

AUSI DIVE LEADERSHIP ASSESSMENT FORM (The Dive)

Candidates Name: _____ **Date:** _____

Assessors Name: _____ **Instructor #:** _____

Site: _____ **Type:** _____ **Dive #:** _____

Time Started: _____
Time Finished: _____
Time Taken: _____
Time Allowed: _____

ENTRY & SURFACE	Must	Should	Value	Deduct	Comments
Safe and appropriate entry	❑		5		
Surface control - positive buoyancy	❑		2		
- masks on	❑		2		
- snorkel or regulator in mouth	❑		2		
- buddy pairs	❑		2		
- group controlled	❑		2		
Final brief - bottom time	❑		2		
- max depth	❑		2		
- low air levels	❑		2		
- buoyancy	❑		2		
- lost buddy	❑		2		
- ears & lungs	❑		2		
- out of air	❑		2		

Can tick if in main brief and not here but no score is to be given

DESCENT					
Reg exchange		❑	2		
Pop ears	❑		5		
Group descent (instructor in control)	❑		5		

AT DEPTH					
Gear adjustment		❑	2		
Buoyancy - fin pivot		❑	2		
Buddy system	❑		5		
Group control	❑		5		
Constant air checks	❑		5		
Maintain interest		❑	5		

ASCENT					
Clear signal		❑	2		
Group ascent (instructor in control)	❑		5		
Emphasise air out of BC		❑	3		
Correct ascent rate		❑	3		
Safety stops		❑	2		

ON SURFACE					
Positive buoyancy	❑		5		
Reg to snorkel exchange		❑	2		
Masks on	❑		2		
Snorkel or regulator in mouth	❑		2		
Buddy pairs	❑		2		
Group controlled by instructor	❑		5		
Controlled exit		❑	2		

	Must	Should		Deduct	
POSSIBLE	24	10		100	
TOTALS					**PASS / FAIL**
MINIMUM REQUIRED	23	7			

SAFETY					
WERE ANY INCIDENTS CONTROLLED?	❑				
WAS SEPARATION PREVENTED?	❑				
WAS DIVE SAFE (explain why not)	❑				

Copyright © 2005 AUSI Pty Ltd

AUSI DIVE LEADERSHIP ASSESSMENT FORM (Post Dive)

Candidates Name: _____ **Date:** _____

Assessors Name: _____ **Instructor #:** _____

Site: _____ **Type:** _____ **Dive #:** _____

Time Started: _____
Time Finished: _____
Time Taken: _____
Time Allowed: _____

REMOVAL & STOWAGE OF GEAR	Must	Should	Value	Deduct	Comments
Buddy system used for gear removal		❑	2		
Correct stowage		❑	2		
BOAT (if applicable)					
Dive sheet completed	❑		4		
Dive platform packed up (eg flag, ladders, lines etc)		❑	2		
HEALTH					
Check OK	❑		5		
Observe		❑	2		
DEBRIEF					
Positive feedback		❑	3		
Correction of techniques	❑		4		
Discuss things seen		❑	2		
Paperwork (log book, student record folder)		❑	2		
End statement		❑	2		
POSSIBLE	3	8		30	
TOTALS					
MINIMUM REQUIRED	3	6			

TOTALS

	Must	Should	Value	
POSSIBLE	18	20	100	
PRE DIVE SCORE				**PASS / FAIL**
MINIMUM REQUIRED	17	14		
POSSIBLE	25	11	70	
DIVE BRIEF SCORE				**PASS / FAIL**
MINIMUM REQUIRED	24	7		
POSSIBLE	24	10	100	
THE DIVE SCORE				**PASS / FAIL**
MINIMUM REQUIRED	23	7		
POSSIBLE	3	8	30	
POST DIVE SCORE				**PASS / FAIL**
MINIMUM REQUIRED	3	6		
POSSIBLE	70	49	300	
OVERALL TOTAL SCORE				**/ 3 =** SCORE ____ %
MINIMUM REQUIRED	67	34		PASS / FAIL

GENERAL COMMENTS

Copyright © 2005 AUSI Pty Ltd

Form 3 (0809) - AUSI Professional Annual Renewal Form

Name: _____ **AUSI Number:**

Address: _____

_____ **Postcode:** _____

Phone: _____ **Mobile:** _____

E-mail: _____ **Facsimile:** _____

Facility: _____ **Facility Phone:** _____

Renewal for:			
Snorkel Swimming Instructor*	☐		
Snorkel Guide*	☐	Level	☐
Snorkel Diver Instructor**	☐	Level	☐
Snorkel Diver Instructor Trainer**	☐	Level	☐
Level VI Professional*	☐		
Scuba Assistant Instructor*	☐		
Level I Scuba Instructor *	☐		
Level II-VI Scuba Instructor**	☐	Level	☐
Scuba Instructor Trainer (LVII)**	☐		
Scuba Instructor Examiner (LVIII)**	☐		

Current highest other diving certification:

Agency: _____

Level: _____

Number: _____

Date: _____

Scuba Instructor Level Upgrade:

Previous Level: ☐ New Level: ☐

Date of Upgrade: _____

Verified by: _____

AUSI No.: _____

Signature: _____

The following MUST accompany this renewal form: (*Scanned documents can be sent by e-mail*)

Appropriate fee (see below) – cheque made to AUSI or credit card or Pay Pal via web site	☐
Two passport photographs **OR** one electronic passport photograph to: info@ausi.com.au	☐
Copy of current medical (Australian Scuba Professionals require AS/NZ 2299.1)	☐
Copy of current work place first aid or approved equivalent	☐
Copy of current CPR or approved equivalent	☐
Copy of current oxygen provider or approved equivalent **OR**	☐
Current oxygen provider instructor or approved equivalent for Level V Scuba and higher	☐
Other relevant current teaching, instructing or coaching qualifications	☐

Annual Snorkel Endorsement: **Certification Duck Dive** (Max. comfortable depth): ☐ m/ft

Assessed by: **Instructor No.** **Date :**

AUSI Annual Renewal Fees:	**AUD**	
***Non-certifying Professionals:**	$55	☐
****Certifying Instructors:**	$110	☐
Instructor Upgrade Card Fee:	$15	☐

Note:
If Annual Renewal is received by 30 November, certifying instructors will have their fee rebated with eight AUSI Certification Forms.
If Annual Renewal is not received by 31 December, AUSI status will be downgraded to inactive.

Credit Card Payment Type of Card: Visa ☐ MasterCard ☐ Bankcard ☐

Amount authorised _____ Card Number ☐☐☐☐☐☐☐☐☐☐☐☐☐☐☐☐

Card Holder _____ Signature _____ Exp. Date ___ / ___

Applicant's Declaration: I hereby declare that the information provided in this application is to the best of my knowledge true and correct and I agree to abide by AUSI Standards, AUSI Procedures and AUSI Teaching Guidelines when conducting AUSI Programs and I understand that materials I can download from www.ausi.com.au are protected by international copyright laws and that downloaded materials can only be used for my own personal use unless I have received written authorisation from AUSI Pty Ltd. I further acknowledge that I have read and agree to the terms and conditions as specified in the AUSI Open Licence agreement. I also understand that my personal information will not be passed on to any third party by AUSI without my express permission. I further declare that to the best of my knowledge I am not under any outstanding ethics complaint.

Applicant's signature: _____ Date: _____

Return completed form with relevant documentation and payment to:

73 Silverdale Road, Eaglemont, Victoria 3084 AUSTRALIA

E-mail: info@ausi.com.au

..