Section 5B: AUSI Scuba Teaching Guidelines

LEVEL III SCUBA DIVER – October 2005

COURSE PLANNING 1

CLASSROOM PRESENTATIONS 3

PRACTICAL SKILLS TRAINING 4

OCEAN TRAINING DIVES 6

ASSESSMENT 8

CERTIFICATION 9

DEBRIEF 9

COURSE MATERIALS 11

- **AUSI MEDICAL HISTORY FORM**
- **AUSI LEVEL III SCUBA DIVER PARTICIPATION AGREEMENT**
- **AUSI LEVEL III SCUBA DIVER TRAINING RECORD**
- **AUSI LEVEL III SCUBA DIVER THEORY TEST**
- **AUSI LEVEL III SCUBA DIVER THEORY TEST - ANSWER SHEET**
- **AUSI LEVEL III SCUBA DIVER THEORY TEST - ANSWER TEMPLATE**
- **AUSI LEVEL III SCUBA INSTRUCTOR CUE CARD**

Copyright © 2005 AUSI Pty Ltd ACN 062 887 969

Copyright © 2005 AUSI Pty Ltd ACN 062 887 969

COURSE PLANNING

The AUSI Level III Scuba Diver (Advanced Scuba Diver) course is designed to train divers in navigation skills and to dive in open water to 30 metres (100ft) during daylight hours and to18 metres (60ft) at night with direct vertical access to the surface and without the direct supervision of an AUSI Scuba Instructor.
The course has three components:
1. Theory - four presentations, lesson reviews, and test,
2. Practical Skills - one session, and
3. Ocean Dives - four ocean dives plus an optional area specialty.

Instructor

The course can only be conducted by an AUSI Level III Scuba Instructor or higher.

Ratios

Instructors must never exceed the maximum instructor to student ratios as described below:

1.	Theory		12:1,
2.	Pool		12:1,
3.	Ocean	<18m	8:1 or 12:1 with the assistance of a lower level scuba instructor, and
		>18m	6:1 or 8:1 with the assistance of a lower level scuba instructor.

NOTE: Ratios are for ideal conditions and may need to be reduced due to water conditions or student requirements.

Prerequisites

Prerequisites for the AUSI Level III Scuba Diver course are:

1. Be at least 15 years of age,
2. Be medically fit to scuba dive, use the *AUSI Medical History Form* or approved equivalent,
3. Be a certified AUSI Level II Scuba Diver or approved equivalent, and
4. Have completed at least eight ocean dives of which two shall be to a depth of at least 15 metres (50ft).

Before conducting the course ensure that students meet all the prerequisites and sign the *AUSI Level III Scuba Diver Participation Agreement.*

Materials

During the course it is compulsory for the instructor to use the following:

1. **AUSI Advanced Scuba Diving Manual** or relevant AUSI course Notes,
2. *AUSI Medical History Form or approved equivalent,*
3. *AUSI Level III Scuba Diver Participation Agreement,*
4. *AUSI Level III Scuba Diver Training Record,*
5. *AUSI Level III Scuba Diver Theory Test and*
6. **AUSI Certification Sheet.**

Items 1 & 6: Can be purchased from AUSI Head Office.

In lieu of Item 1: AUSI Level III Scuba Course Notes and lesson reviews (AUSI Scuba Learning Modules 5, 6, 7 & 8) can be downloaded from www.ausi.com.au

Items 2, 3, 4 & 5: Can be photocopied from the Course Materials section of the AUSI Instructor Manual or registered instructors can download an AUSI Level III Scuba Instructor Pack from www.ausi.com.au.

Copyright © 2005 AUSI Pty Ltd ACN 062 887 969

Equipment

Each instructor and student shall use the equipment required by Australian Standard AS 4005.1-2000 during all practical training and ocean diving throughout the course. This is listed below:

1. Mask, snorkel and fins,
2. Approved air cylinder and valve (Australian Standard AS 2030.1),
3. Buoyancy control device with scuba feed inflator designed to maintain the head above water surface when inflated (separate back pack, if appropriate),
4. Regulator (instructor's must use a balanced first stage),
5. Alternate air source,
6. Depth and cylinder pressure gauges and timing device, and
7. Adequate exposure protection with appropriate quick release weight system.

Instructors must have all of the above plus a knife and compass and it is highly recommended to have a redundant air supply on the dives greater than 18 metres (60ft).

Timetable

Below is a suggested course timetable:

First Evening	19:00	Introduction
	19:30	**Theory 1 – Special Interest Diving**
	21:00	Practical Training Session
Day 1	8:00	**Theory 2 – Underwater Navigation**
	10:00	Ocean Dive 1 - Navigation & Search Techniques
	12:00	Lunch
	13:00	Ocean Dive 2 – Area Specialty
	15:00	**Theory 3 - Night Diving**
	19:00	Ocean Dive 3 - Night Dive
Day 2	8:00	**Theory 4 – Deep Diving**
	10:00	Ocean Dive 4 - Deep 1: 27 - 30m (90 – 100ft)
	12:00	Lunch
	13:00	Ocean Dive 5 - Deep 2: 24 - 30m (80 – 100ft) - Skills Dive
	15:00	Theory Test and Review
	17:00	Debrief

NOTES:

1. Try to maximise surface interval between Dives 2 & 3 and Dives 3 & 4.
2. Keep the night dive and the navigation dive to a minimum depth and avoid multiple ascents.
3. This course can be conducted in conjunction with an AUSI Level IV Scuba Diver course but instructors must ensure that the prerequisites for each course are met, ie Level III deep dives must be conducted before Level IV dives.

Copyright © 2005 AUSI Pty Ltd ACN 062 887 969

CLASSROOM PRESENTATIONS

Introduction

The following materials are required for the Introductory Session:

1. **AUSI Advanced Scuba Diving Manual** or relevant AUSI Course Notes,
2. *AUSI Medical History Form or approved equivalent,*
3. *AUSI Level III Scuba Diver Participation Agreement, and*
4. *AUSI Level III Scuba Diver Training Record.*

During the introductory session, which must be done before any practical sessions are conducted, the instructor is required to do the following:

1. Have student complete the *AUSI Medical History Form* or approved equivalent,
2. Have student complete and sign the relevant sections of the *AUSI Level III Scuba Diver Participation Agreement,*
3. Sight evidence that the student meets all the prerequisites for the course,
4. Have students fill-in and sign the prerequisites section of the *AUSI Level III Scuba Diver Training Record,*
5. Counter sign the prerequisites section of the *AUSI Level III Scuba Diver Training Record,*
6. Explain the AUSI Pathway and where the current course fits in,
7. Explain the structure of the AUSI Level III Scuba Diver Course,
8. Discuss the timetable for the course, and
9. Explain the requirements for certification.

The recommended text books for those students who wishing to do further reading are:

1. **Recreational Scuba Diving** - Sinclair & Kenley; and
2. **The Essentials of Deeper Sport Diving** - J. Lippmann.

These texts are available from AUSI Head Office.

Theory Modules

The AUSI Level III Scuba Diver course consists of four theory presentations and lesson reviews, which should be conducted in accordance with the Classroom Presentation section of the **AUSI Scuba Instructor Course Notes**, and a theory test.

The topics covered are detailed below:

Special Interest Diving	(*AUSI Scuba Learning Module 5*)
Underwater Navigation	(*AUSI Scuba Learning Module 6*)
Night Diving	(*AUSI Scuba Learning Module 7*)
Deep Diving	(*AUSI Scuba Learning Module 8*).

The **AUSI Advanced Scuba Diving Manual** or relevant AUSI Course Notes must be made available to the students during the theory sessions. After the theory sessions have been attended the students must complete the lesson review for each session. These notes are also available in A4 for the production of overhead transparencies. Consult AUSI Head Office.

The *AUSI Level III Diver Training Record* is to be updated at the end of every theory session.

Copyright © 2005 AUSI Pty Ltd ACN 062 887 969

PRACTICAL SKILLS TRAINING

All practical skills training must be conducted in accordance with the Practical Skills Training section of the **AUSI Instructor Course Notes**.

The Practical Skills Session

The AUSI Level III Scuba Diver course requires one practical skills session, which shall be conducted in a pool or confined water. The session is described in detail below. The skills are numbered using the following system:

<LEVEL>.P.<SESSION #>.<SKILL #>

where:

<LEVEL> is the AUSI Scuba Diver Course Level;
P represents that it is a practical skill;
<SESSION #> is the practical skills session number; and
<SKILL #> is a sequential number starting with the first skill of the session

eg III.P.1.4 is skill four of the first practical skills session in the AUSI Level III Scuba Diver course.

The aim of the session is to review the skill level of the student and ensure adequate competency for participation in the course.

The review session consists of:

1. Review of regulator skills,
2. Review of mask skills,
3. Review of out of air procedures,
4. Review of buoyancy control, and
5. Review of rescue techniques.

The **AUSI Level III Scuba Instructor Cue Card** contains a summary of the skills to be performed.

The *AUSI Level III Scuba Diver Training Record* is to be updated at the end of the practical session.

NOTES: 1. Instructors must never exceed the maximum instructor to student ratios as described on page 1 and should reduce ratios where conditions or student ability dictates to do so.
2. Equipment used by instructors and students must comply with that outlined on page 2 of these teaching guidelines.

Copyright © 2005 AUSI Pty Ltd ACN 062 887 969

PRACTICAL SKILLS SESSION

III.P.1.1 Equipment Assembly

1. Watch how students assemble and handle their equipment, this can be a good indication of nervousness and experience

III.P.1.2 Buddy Checks

1. Have students perform thorough buddy checks in preparation for ocean diving phase

III.P.1.2 Step Entry

1. Have students perform a step entry where depth permits to ensure they are competent at this skill

III.P.1.4 Neutral Buoyancy Check

1. Have students demonstrate neutral buoyancy on the surface without any air in their buoyancy compensator

III.P.1.5 Regulator Skills

Have students demonstrate:

1. Regulator clearing - both methods
2. Regulator recovery
3. Regulator exchange

III.P.1.6 Mask Skills

Have students demonstrate:

1. Partial mask clear
2. Full mask clear
3. Mask removal and replacement
4. Combined regulator and mask removal and replacement
5. Swim without a mask

III.P.1.7 Buoyancy Control Exercises

Have students demonstrate:

1. Fin pivot
2. Mid-water hover

III.P.1.8 Descent & Ascent on A Line

1. Have students demonstrate a descent and ascent on a line in preparation for ocean diving phase

III.P.1.9 Snorkelling in Full Scuba Gear

1. Have students snorkel 200m (220yds) in full scuba gear to ensure that their skill is appropriate this level

III.P.1.10 Out of Air Drill

1. Have students demonstrate and practice the out of air drill
2. Have students demonstrate the out of air drill without a mask
3. Test students with out of air signal without warning

III.P.1.11 Exit & Equipment Disassembly

1. Watch how students exit and disassemble their

NOTE: For the details of each of these skills see the AUSI Level II Scuba Diver Practical Skills Training Sessions.

Copyright © 2005 AUSI Pty Ltd ACN 062 887 969

OCEAN TRAINING DIVES

All ocean diving must be conducted in accordance to the Ocean Training Dives section of the **AUSI Instructor Course Notes**.

The ocean diving section of the AUSI Level III Scuba Diver course consists of four compulsory, no-decompression ocean dives. A fifth dive, an area specialty dive, other than another deep dive, is optional. No dive is to exceed 30 metres (100ft) during daylight hours or 18 metres (60ft) at night. Direct vertical access to the surface must be maintained at all times.

On all dives over 18 metres (60ft) a decompression line, or bar, with a spare air supply available at the depth of the deepest safety stop should be used. The instructor must also be alert to the effects of Nitrogen Narcosis and increased air consumption.

All dives are to be logged by the student in their logbook.

The *AUSI Level III Scuba Diver Training Record* is to be completed after each dive.

The **AUSI Level III Scuba Instructor Cue Card** contains a summary of the dives and skills to be performed.

NOTES:

1. Instructors must never exceed the maximum instructor to student ratios described on page 1 of these Teaching Guidelines should reduce these where conditions, student ability or Education Department standards dictate the necessity.
2. The student's safety can be increased and the workload of the instructor decreased by the use of a certified assistant throughout the course.
3. Equipment used by instructors and students must comply with that outlined on page 2 of these teaching guidelines.

The ocean dives to be completed are described below:

Navigation Dive

AIMS:

1. To demonstrate the use of a compass underwater by:
   a) Swimming a straight line of 50m (55yds) out and back with no more than 5m (6yds) error, and
   b) Swimming a triangle of 30m (33yds) sides with no more than 5m error.
2. To conduct a simple search to locate an object no larger than a house brick placed within an area of approximately $225m^2$ (15m x 15m) or $256yds^2$ (16yds x 16yds).
3. To swim a straight line of 25m (30yds) out and back using natural features to navigate with no more than 5m (6yds) error.

SITE SELECTION:

Choose a shallow 4 – 6m (15 – 20ft) dive site with minimum hazards.

WARNING: Be wary of multiple ascents during this exercise!!

NOTES: 1. Students are to be with a buddy at all times.
2. Distances can be reduced where conditions are less than ideal ie poor visibility, strong currents.

Copyright © 2005 AUSI Pty Ltd ACN 062 887 969

Night Dive

AIM:
To introduce scuba divers to safe night diving techniques.

SITE SELECTION:
The site should be a familiar site, 4 – 18m (15 – 60ft), with minimal hazards.

Deep Dive 1

AIM:
To introduce scuba divers to depths beyond AUSI Level II training ie 18m (60ft), and expose the diver to the limit of the AUSI Level III Scuba Diver standard ie 30m (100ft).

DEPTH OF DIVE: 27 - 30m (90 – 100ft).

SITE SELECTION:
Preferably a site where a non-rectangular profile is possible ie a wall, with a depth range of 18 – 30m (60 – 100ft) with a minimum of hazards.

Deep Dive 2

AIM:
To test the divers aptitude at this depth.

SITE SELECTION:
The site should offer 24 - 30m (80 – 100ft) with minimum of hazards and preferably a clear area of sand where skills can be performed.

SKILLS TO BE ASSESSED:
1. Regulator removal and replacement
2. Flood and clear mask
3. Answer simple question on a slate
4. Perform air exchange at depth
5. Demonstrate buoyancy control at safety stops.

NOTE: All skills must be done on a one to one basis where the student is slightly negatively buoyant and the instructor is face to face with the student in a position to secure the student should a mishap occur. If unsure of student's ability a mask clear should be done at between 3 and 6 metres (10 & 20 ft) on the descent.

Area Specialty Dive (optional)

AIM:
To introduce the diver to another aspect of scuba diving, other than deep or night diving.

SITE SELECTION:
Choose a site 10 – 18m (30 – 60ft) with minimum hazards that highlights a local area specialty, ie drift dive, kelp dive, fresh water dive etc.

Copyright © 2005 AUSI Pty Ltd ACN 062 887 969

ASSESSMENT

Theory

Theory assessment is conducted continuously though out the course via lesson reviews with a final test to assess knowledge at the conclusion of the course.

Lesson reviews are found at the conclusion of each lesson in the AUSI Course Notes and:

1. Students are to complete the lesson reviews for all theory lessons,
2. Instructors are to discuss each lesson review, and
3. The Lesson Review section of *AUSI Level III Diver Training Record* is to be signed by both student and instructor.

The *AUSI Level III Scuba Diver Theory Test* must be administered at the conclusion of the theory section of the course and:

1. Students must score 80% to pass,
2. Instructors must review incorrect answers with the student,
3. Both the student and instructor must sign the completed answer sheet,
4. The answer sheet must be kept with the *AUSI Level III Diver Training Record*, and
5. Students who score less than 75% must be re-tested.

Practical

When a skill has been taught and practiced satisfactorily both the instructor and the student are to sign the relevant section of *AUSI Level III Scuba Diver Training Record.*

During practical training sessions the instructor must personally assess combined mask and demand replacement and clear, out of air procedure, deep water descents and ascents and snorkelling techniques.

Ocean Diving

1. Students are to be continually assessed and show competence in the following areas:
   Equipment handling,
   Buoyancy control,
   Air supply monitoring,
   Buddy system,
   Dive planning,
   Entries and exits,
   Underwater navigation
   Correct boat diving techniques, and
   Correct shore diving techniques where applicable.
2. Students must be individually assessed on the skills as listed in the previous section of this manual (Ocean Dive 4 - Deep 2) by an AUSI Level III Scuba Instructor or higher.
3. Both instructor and student are to sign relevant section of the *AUSI Level III Scuba Diver Training Record* when the skill or dive has been completed.

Copyright © 2005 AUSI Pty Ltd ACN 062 887 969

CERTIFICATION

Before issuing certification the instructor must ensure that:

1. The diver is safe to dive to 30 metres (100ft) in daylight hours and 18 metres (60ft) at night with another diver of identical skill and knowledge,
2. All aspects of the course and appropriate assessments are complete,
3. Both student and instructor have signed the Certificate of Completion,
4. The relevant student records are accurately completed by both student and instructor, and
5. Student's dives are accurately logged in the student's logbook and counter signed by the instructor.

When preparing the certification card and certificate:

1. Ensure all required details are accurately completed,
2. Ensure the Instructor signs the certificate and certification card,
3. Fill in the details of the other certification in the "previous highest certification" section of the student profile on the **AUSI Certification Sheet**, if a dual certification is issued,
4. Before printing, recheck all details,
5. Before laminating the certification card, affix passport photograph and sign card, and
6. Issue certificate and card to student.

The Student Profile section must be returned to AUSI Head Office by the 14th day of the next month.

If certification is not issued the instructor is to ensure appropriate follow through.

Note: Plastic AUSI Certification Cards are available via www.ausi.com.au

DEBRIEF

Debrief all students ensuring the following points are covered:

1. What the qualification means,
2. Remind diver of the need to dive regularly and to seek a check out dive with an instructor if they have not dived in the previous 12 months or lost confidence,
3. Travelling overseas with the qualification,
4. The need for Area Orientation,
5. Further education, and
6. Precautions:
   a) Ears,
   b) What to avoid with regard to Decompression Illness
   c) What to do about Decompression Illness, and
   d) Local diver emergency services.

Where appropriate also include the following:

1. A course assessment sheet to analyse the students impressions of the course,
2. Dive Club and Charter Boat information,
3. Dive Travel,
4. How to purchase equipment, and
5. Special package deals.

Note: Plastic AUSI Certification Cards are available via www.ausi.com.au

Copyright © 2005 AUSI Pty Ltd ACN 062 887 969

Copyright © 2005 AUSI Pty Ltd ACN 062 887 969

AUSI LEVEL III SCUBA DIVER

COURSE MATERIALS

AUSI MEDICAL HISTORY FORM

AUSI LEVEL III SCUBA DIVER PARTICIPATION AGREEMENT

AUSI LEVEL III SCUBA DIVER TRAINING RECORD

AUSI LEVEL III SCUBA DIVER THEORY TEST

AUSI LEVEL III SCUBA DIVER THEORY TEST - ANSWER SHEET

AUSI LEVEL III SCUBA DIVER THEORY TEST - ANSWER TEMPLATE

AUSI LEVEL III SCUBA INSTRUCTOR CUE CARD

Please photocopy the forms for use as necessary from this section of your AUSI Instructor Manual.
OR
Registered instructors can download an AUSI Level III Scuba Instructor Pack from www.ausi.com.au.

Copyright © 2005 AUSI Pty Ltd ACN 062 887 969

Copyright © 2005 AUSI Pty Ltd ACN 062 887 969

Form 1 (0708) - AUSI MEDICAL HISTORY FORM

This form is used for the assessment of potential problems for persons wishing to partake in AUSI Snorkel or AUSI Scuba programs. In the interest of your safety it is important that you give true, full and complete answers to all questions. Your instructor may advise you to have a full diving medical before diving or may recommend that you do not dive at all.

IMPORTANT: Do you understand that incorrect or misleading information can lead to serious injury resulting in permanent damage or death? YES ☐ NO ☐

A. PERSONAL DETAILS

Name _____ Date of Birth ___/___/___

Address _____

Contact Email: _____ Mobile: _____ Phone: _____

Sex : Male ☐ Female ☐ Occupation _____

Where did you hear about this course? _____

B. GENERAL INFORMATION

	YES	NO	
1. Are you a non-swimmer?	☐	☐	
2. Have you ever had trouble in water?	☐	☐	Details _____
3. Have you scuba dived previously?	☐	☐	Details _____
4. Are you in good health?	☐	☐	Details _____
5. Are you on any medication?	☐	☐	Details _____
6. Operations within the last six months?	☐	☐	Details _____
7. Is there a family history of heart disease?	☐	☐	Details _____
8. Do you have any disease or disability	☐	☐	Details _____
9. Do you smoke?	☐	☐	

Pack Years (Should be < 10)

Cigarettes per day ☐ Multipliy by years of smoking ☐ Divide by 20 = ☐

	YES	NO
10. Have you consumed alcohol or any other drugs within the last 24 hours?	☐	☐
11. Will you be flying or going to altitudes above 300m within 24 hours after your last scuba dive?	☐	☐

Do you suffer from, or have you ever suffered any of the following?

12. Ear problems when flying or diving	☐	☐	16. Migraine or severe headache	☐	☐
13. Ruptured eardrum	☐	☐	17. Depression, claustrophobia or panic attacks	☐	☐
14. Chronic ear discharge or infection	☐	☐	18. Back problems	☐	☐
15. Sea sickness	☐	☐	19. Recompression for a diving related illness	☐	☐

C. MEDICAL HISTORY - Do you suffer from, or have you ever suffered any of the following?

	YES	NO		YES	NO
1. Ear surgery (other than drainage)	☐	☐	11. Pneumothorax (collapsed lung)	☐	☐
2. Persistent ringing noises or deafness	☐	☐	12. Persistent fainting or blackouts	☐	☐
3. Persistent loss of balance	☐	☐	13. Head injury requiring hospitalisation	☐	☐
4. Persistent allergies affecting nose/sinuses	☐	☐	14. Epilepsy or fits	☐	☐
5. Persistent cough or coughing blood	☐	☐	15. Any brain or spinal disorder	☐	☐
6. Recurrent chest/lung infections/problems	☐	☐	16. Diabetes	☐	☐
7. Abnormal chest pain	☐	☐	17. Heart disease	☐	☐
8. Chest surgery (heart or lung)	☐	☐	18. High blood pressure	☐	☐
9. Abnormal shortness of breath	☐	☐	19. Pulse irregularities	☐	☐
10. Asthma, wheezing or use of a puffer	☐	☐	20. Are you pregnant. or trying to be pregnant?	☐	☐

D. DECLARATION

I certify that the above information is true and complete to the best of my knowledge and I hereby authorize Dr _____ Phone # _____ to supply medical information relevant to this course regarding me to my instructor in my own personal interest.

Student's signature _____ Date ___/___/___

Instructor's signature _____ Instructor #: _____

Copyright © 2008 AUSI Pty Ltd ACN 062 887 969

..

AUSI Level III Scuba Diver Participation Agreement (1)

This is an important document that affects your legal rights and should be read carefully and the terms understood before signing.

THIS AGREEMENT IS BETWEEN

_____ ACN _____
(DIVE SCHOOL NAME)

of _____ in the State of _____
(Address)

AND its diving instructors, employees and agents (Hereinafter referred to as "the Dive School")

AND

_____
(NAME OF STUDENT)

of _____ in the State of _____
(Address)

(Hereinafter referred to as "the Student")

The Course

The Student wishes to participate in an Australian Underwater Scuba Instructors (AUSI) Level III Scuba Diving Course of instruction conducted by the Dive School which will take place on dates and times to be confirmed and comprise of four theory modules, one practical training session and four) ocean dives plus one optional area specialty ocean dive ("the Course").

The Dive School agrees to provide to the Student as part of the Course the following:

☐ Course Materials	☐ Certification	☐ Snorkelling Equipment
☐ Air Fills	☐ Boat Hire	☐ Wetsuit & Weight Belt
☐ Pool Entrance	☐ Accommodation	☐ Scuba Equipment

In consideration of the Dive School conducting the Course the Student has agreed to pay the Dive School the sum of $_____ to participate in the Course ("the Course fee"). The Student acknowledges the Course fee does not include the cost of additional theory lectures, practical training sessions and ocean dives which the Dive School may determine the student must undertake in order to complete the Course. The Student also agrees to pay for any lost or damaged equipment that has been issued to the Student by the Dive School for their use during the Course.

If the Dive School in its absolute discretion determines the student has successfully completed the Course and otherwise satisfied AUSI Standards and Procedures, the Student will be issued with an AUSI Level III Scuba Diver certification.

Statement of Limitations

Upon successful completion of the course the Student will have been taught by the Dive School the general principles of scuba diving theory and practice and will have the experience of at least two supervised ocean dives to a maximum depth of 30 metres (100 ft). The Student acknowledges that the Course provides limited theoretical and practical training and experiences sufficient to enable the Student to participate in recreational scuba dives in open water to a maximum depth of 30 metres (100 ft) during daylight hours and 18 metres (60 ft) at night with direct vertical access to the surface. The Student also acknowledges that without further training and experience they should only undertake dives appropriate to their level of training and experience. The Student further acknowledges that area orientation is required and that a neutral buoyancy check is required any time that different equipment is used and they are not trained for penetration diving.

WARNING - RISKS OF SNORKELLING AND SCUBA DIVING

BY SIGNING THIS DOCUMENT YOU EXPRESSLY ASSUME ALL THE RISKS, HAZARDS AND DANGERS ASSOCIATED WITH SNORKELLING AND SCUBA DIVING.

The Dive School hereby provides the Student with notice to warn him/her of the inherent risks, hazards and dangers of recreational snorkelling and/or scuba diving:

☐ 1. The underwater environment is alien to human beings and as a consequence snorkel and scuba diving are risk inherent adventure activities which expose participants to the risk of serious injury or death.

☐ 2. Many of the physiological effects on the human body due to the underwater environment and the pressure changes experienced whilst scuba diving are not properly understood.

☐ 3. The long-term effects of scuba diving on the human body are generally either not known or not properly understood and there may be adverse health effects on the human body resulting from scuba diving which are presently unknown or not fully known.

☐ 4. No decompression table or diving computer is completely safe and despite observance of safe diving practices, including diving within the tables or in accordance with the dive computer calculations, there is an inherent risk of developing decompression illness.

☐ 5. Communication under water is limited to hand signals and, as a consequence of reduced visibility or separation, communication between the instructor and the Student may be difficult or not possible.

☐ 6. Snorkel and scuba diving can involve strenuous physical exertion under certain conditions which may include swimming underwater or on the surface against a current or tidal stream, in rough seas over long distances.

☐ 7. The taking of various medications or drugs may have adverse health effects resulting from pressure changes associated with scuba diving. These are or may be unknown and medical advice should be obtained from an appropriately qualified diving doctor.

The Student expressly acknowledges he/she understands that recreational snorkel and scuba diving involves risk, hazards and dangers which could result in serious injury or death. The Student nevertheless wishes to participate in the Course and willingly accepts and expressly assumes all such risks, hazards and dangers.

Copyright © 2005 AUSI Pty Ltd ACN 062 887 969

AUSI Level III Scuba Diver Participation Agreement (2)

Liability Release and Indemnity Agreement

The Student, in consideration of the Dive School agreeing to accept his/her participation in, and to instruct the Student during the Course, agree to release the Dive School from all loss, damage, claims, demands, suits, actions or proceedings of any kind directly or indirectly arising out of or resulting from an accident or happening, equipment failure, latent conditions, damage, death, injury or loss arising or occurring to or suffering by him/her during or after the Course or during of after any subsequent snorkel or scuba diving activity or related activity whether or not the same shall have been caused by, or contributed to in whole or in part to the negligence of or breach of contract by the Dive School.

The Student expressly acknowledges that he/she is in good health and is not aware of any medical or health reason why he/she should not participate in scuba or snorkel diving and he/she has fully and truthfully disclosed to the Dive School and any doctor examining him/her for the purpose of determining his/her fitness to dive:-

(i) any medical or health condition suffered by or affecting him/her of which he/she is aware;

(ii) all medications or drugs which he/she is taking or takes from time to time;

The Student expressly acknowledges that he/she has read and understood this agreement, and specifically the waiver of legal rights and notice warning of some of the risks inherent in the activities of snorkel and scuba diving, and agrees to be bound by them.

This agreement does not purport to or have the effect of excluding, restricting or modifying the application of any of the provisions of the *Fair Trading Act* or the *Trade Practices Act* or the exercise of a right conferred by any such provision or any liability for a breach of condition or warranty implied by such provision.

SIGNED for and on behalf of

)

[name of Dive School] ……) X

) ……

SIGNED SEALED AND DELIVERED by the said

)

[name of Student] ……..……..) X

) ……

in the presence of

Witness xx ……..

IF THE STUDENT IS UNDER THE AGE OF 18 YEARS THIS AGREEMENT IS TO BE READ CAREFULLY AND THEN SIGNED BY THE STUDENT'S PARENTS OR LEGAL GUARDIAN WHERE INDICATED BELOW:

In consideration of the Student being permitted to undertake the Course I, _____, being at least eighteen years of age and the parent or legal guardian of the Student, on behalf of myself and the Student, agree to be bound by the terms and conditions of this agreement. I hereby acknowledge that I have read and understood this agreement, in particular, the Statement of Limitations, Express Assumption of Risk Agreement and the Liability Release and Indemnity Agreement and hereby give my consent to the Student participating in the Course with full knowledge of the inherent risks involved.

I expressly acknowledge that the Student is in good health and that I am not aware of any medical or health reason why he/she should not participate in scuba or snorkel diving and that I have fully and truthfully disclosed to the Dive School and any doctor examining him/her for the purpose of determining his/her fitness to dive:-

(i) any medical or health condition suffered by or affecting him/her of which he/she is aware;

(ii) all medications or drugs which he/she is taking or takes from time to time;

SIGNED SEALED AND DELIVERED by the said

)

[name of Father/Mother/Legal Guardian] ……..……..) X

) ……

in the presence of

Witness xx ……..

Copyright © 2005 AUSI Pty Ltd ACN 062 887 969

AUSI LEVEL III SCUBA DIVER TRAINING RECORD

Student's Name: _____ **Course No.:** _____

PREREQUISITES:

	Student	Instructor	No.		Student	Instructor	No.
Medical Statement				At least 15 years of age			
AUSI Level II or equivalent				8 ocean dives (4 to 15m)			

THEORY INSTRUCTION:

Class	Date	Student	Instructor	No.	Class	Date	Student	Instructor	No.
LIII/1					LIII/4				
LIII/2									
LIII/3					TEST		P / F		

PRACTICAL INSTRUCTION:

Session 1 Skills	Student	Instructor	No.	Session 1 Skills (cont)	Student	Instructor	No.
Neutral buoyancy check				Remove & replace mask			
Regulator clearing				Remove mask & regulator			
Regulator recovery				Mid-water hovers			
Mask clearing				Out of air drill			

OCEAN DIVING: (as per AUSI Instructor Manual - Level III Scuba Diver Teaching Guidelines)

Dive	Date	Site	Depth	Bottom Time	Dive Time	Instructor	Vis	Current	Surface Conditions
Nav									
Night									
Deep 1									
Deep 2									
Special									

Ocean Skills:

Skills at 27-30m (80-100ft)	Dive	Student	Instructor	Nav & Search Skills	Dive	Student	Instructor
Regulator - remove & replace				Straight line 50m (compass)			
Mask - flood & clear				Straight line 25m (natural nav)			
Answer questions on slate				Triangle with 30m sides			
Air exchange with buddy				Search for object (225m^2)			
Buoyancy at safety stops							

CERTIFICATION REQUIREMENTS:

Theory	Student	Instructor	No.		Student	Instructor	No.
Theory test				Ocean dives & skills			
Lesson reviews				Logged 12 ocean dives			

COMMENTS:

AUSI LEVEL III SCUBA DIVER CERTIFICATE OF COMPLETION

I _____ on this day _____ hereby state that the above record of my AUSI Level III Scuba Diver training is correct and that I understand the general principles of scuba theory taught to me and feel proficient and confident of performing the practical skills taught to me and acknowledge I am trained to dive with another similarly qualified and experienced diver in daylight hours to a depth of 30 metres (100 ft) and at night time to a depth of 18 metres (60 ft) without the direct supervision of an instructor and I further acknowledge that area orientation is required when diving in a new area and a neutral buoyancy check is required when I am using different equipment and I also acknowledge that I am not trained for penetration diving.

Signature: _____ Instructor's Signature: _____ Number: _____

Copyright © 2005 AUSI Pty Ltd ACN 062 887 969

..

AUSI LEVEL III SCUBA DIVER
THEORY TEST (Metric - 1005)

DIRECTIONS:

- Do not mark question sheet
- Write name, date and course number on the answer sheet
- Circle the best answer - there is only one correct answer
- Write all answers on the answer sheet provided
- Answer all questions
- A score of 80% is required to pass

1. An AUSI Level III Scuba Diver can:
a) dive to 30m during daylight hours or at night
b) dive with another diver to 30m
c) dive to 18m at night and 30m during daylight hours with another similarly qualified diver
d) dive to 18m at night and 30m during daylight hours with any other qualified diver

2. An AUSI Level III Scuba Diver should not participate in?
a) Wreck Diving
b) Penetration Diving
c) Underwater Photography
d) Boat Diving

3. Area orientation is important:
a) for all levels of training
b) only after Level II training
c) only if you are trained in the tropics
d) only if you feel it is necessary

4. Which of the following is the **least** important consideration when choosing a buddy?
a) their size
b) experience
c) level of training
d) when they last dived

5. A 34 year old diver needs a diving medical every:
a) 12 months
b) 3 years
c) 5 years
d) 6 years

6. Diving with a hangover is highly undesirable due to:
a) dehydration
b) an increased chance of sea sickness
c) an increased susceptibility to nitrogen narcosis
d) all of the above

7. When choosing a dive site the most important consideration is:
a) the least experienced diver
b) an alternate site
c) state of the tides
d) water clarity

8. Which of the following has the most significant effect on air consumption?
a) anxiety
b) depth
c) cold
d) experience

9. Which of the following statements is correct?
a) scuba equipment should not be assembled until you reach the site
b) diving hand signals are standardised throughout the world
c) less weight is required when diving in fresh water
d) a dive flag is not necessary when diving under a jetty

10. If you are feeling seasick it is best to:
a) go to the bottom and relax
b) descend to about 2 metres but abort the dive if still feeling unwell
c) use your safety regulator in case you vomit
d) stay on the boat

11. The buddy check should confirm that:
a) the diver has appropriate training & experience
b) they understand their buddy's hand signals
c) all snorkelling gear is in place and all scuba gear functions correctly
d) all of the above

12. Which of the following should be avoided after diving?
a) driving through hills or mountains in excess of 300m high
b) flying for at least 24 hours
c) vigorous exercise for at least 12 hours
d) all of the above

13. Which of the following statements is correct?
a) divers may not approach within 100m of a whale
b) *An Historic Ship Wreck* is any wreck older than 50 years
c) touching things underwater is OK as long as gloves are worn
d) none of the above

14. Which of the following **does not** require specialist training beyond AUSI Level III Scuba Diver?
a) night diving
b) hookah diving
c) fresh water cave diving
d) mixed gas diving

15. Altitude diving is considered to be diving at altitudes greater than _____ above sea-level.
a) 50 metres
b) 150 metres
c) 250 metres
d) 300 metres

16. Current is useful for natural navigation as it can:
a) be gauged in strength to tell you how far you have gone
b) be compared with surge to determine your exact position
c) be gauged in strength to tell you what your depth is
d) be used as a reference for direction

Copyright © 2000 AUSI Pty Ltd ACN 062 887 969

17. It is important to check the time before leaving the ascent/descent line and heading to the site:
a) so as to know how long it took to get to the site
b) because bottom time starts as soon as you reach the bottom
c) as it is necessary for air consumption calculations
d) so that you can calculate what safety stops will be required

18. An underwater compass **should not**:
a) be air filled
b) be fluid filled
c) have a rotating bezel as it can be knocked on
d) be attached to the diver in any way

19. The lubber line on a compass points:
a) to magnetic north
b) to true north
c) to compass north
d) in the direction of travel

20. The reciprocal bearing of 100° is:
a) 080°
b) 280°
c) 190°
d) 010°

21. Grounding of a compass refers to:
a) allowing the compass to rest on the bottom
b) the effect of local magnetic fields
c) the difference between northern and southern hemispheres
d) the card or needle catching on the casing

22. Compass deviation refers to the difference between:
a) magnetic north and true north
b) compass north and true north
c) compass north and magnetic north
d) the northern and southern hemisphere

23. The best way to guarantee returning to your ascent/descent line is to use:
a) natural navigation techniques
b) a compass
c) a reel and line
d) a strobe

24. The best type of search to use to find a weight belt dropped from an anchored boat is:
a) a grid search with compass
b) a grid search without compass
c) a circular search from the base of the anchor line
d) a grid search without compass but using a line

25. The best knot to tie a loop in the end of a rope is a:
a) reef knot
b) bowline
c) clove hitch
d) round turn and two half hitches

26. The ideal lighting equipment to have on a night dive is:
a) one main source each
b) one main source each and one spare each
c) one main source each and one spare for each buddy pair
d) one main source each and one chemical light stick each

27. Which of the following torches will give the most penetrating light?
a) a standard bulb with a curved lens
b) a halogen bulb with a flat lens
c) a standard bulb with a flat lens
d) a halogen bulb with a curved lens

28. If a torch floods during a dive you should:
a) remove the batteries immediately
b) upon completing the dive immediately remove the batteries
c) continue using the torch until it stops working
d) turn it off and clean it upon surfacing

29. After every dive an underwater torch should:
a) be checked for any moisture inside
b) be cleaned, checked and the o-rings re greased
c) be washed and the batteries removed for storage
d) all of the above

30. Which of the following statements is true:
a) navigation at night can be aided by attaching a strobe to each diver
b) a reel and line can be used to aid in navigation on a night jetty dive
c) a compass is useful for night diving on a metal wreck
d) two shore based lights in alignment can be used to locate shore at night

31. When boat diving at night it is best to:
a) use a chemical light stick on the anchor chain
b) use a chemical light stick at the top of the anchor rope
c) use a strobe on the anchor chain
d) use a strobe at the top of the anchor rope

32. When indicating diving activities at night you should use:
a) the divers flag with a flood light
b) the divers flag with a strobe
c) red-white-red light combination
d) blue-white-blue light combination

33. The special night time surface signal for distress is communicated by the diver:
a) waving a torch in an arc
b) waving a torch horizontally
c) shining a torch on their head
d) describing a circle with a torch

34. Unpleasant encounters with marine creatures at night are best avoided by:
a) keeping lighting levels to a minimum
b) not wearing bright coloured equipment
c) maintaining good buoyancy control
d) wearing protective gloves

35. When selecting a site to dive at night it is best to dive:
a) just as the sun sets
b) at a familiar dive site
c) in a group of four
d) when there is a full moon

36. What is considered to be the recreational scuba limit on air?
a) 18 metres
b) 30 metres
c) 39 metres
d) 60 metres

37. The greatest relative pressure and volume change occurs between:
a) 0 - 10 metres
b) 10 - 20 metres
c) 20 - 30 metres
d) 30 -40 metres

Copyright © 2005 AUSI Pty Ltd ACN 062 887 969

38. At 30 metres a divers air consumption will be:
a) a little more than at the surface
b) approximately 2 times greater than at the surface
c) approximately 3 times greater than at the surface
d) approximately 4 times greater than at the surface

39. Objects underwater appear to be:
a) larger and closer
b) smaller and closer
c) larger and further away
d) smaller and further away

40. What is the most common symptom of excess carbon dioxide?
a) headache
b) dizziness
c) nausea
d) tingling

41. Which of the following does not have an effect on nitrogen narcosis?
a) carbon dioxide build-up
b) dehydration
c) anxiety
d) Blue Orb Syndrome

42. The regulator combination considered to be the best is:
a) an unbalanced first stage with servo-assisted second stage
b) an unbalanced first stage with conventional second stage
c) a balanced first stage with servo-assisted second stage
d) a balanced first stage with conventional second stage

43. An oily taste or smell in scuba air may also indicate the presence of which substance?
a) carbon monoxide
b) carbon dioxide
c) nitrogen
d) oxygen

44. An emergency decompression cylinder (hang tank) should be hung at:
a) the deepest scheduled stop with air turned on
b) the deepest scheduled stop with air turned off
c) the shallowest scheduled stop with air turned on
d) the shallowest scheduled stop with air turned off

45. Which of the following is it most important to have available when deep diving?
a) oxygen for first aid purposes
b) fluids for rehydration
c) radio and/or mobile phone
d) all of the above

46. Before using a new dive computer for the first time the most important thing to do is:
a) to plan a safe profile
b) use it conservatively
c) not to plan decompression dives
d) to read the instruction manual

47. Why is diving beyond the no-decompression limits (ie decompression diving) dangerous?
a) increased risk of nitrogen narcosis
b) not enough air available in a normal cylinder
c) in an emergency the surface is not immediately available
d) all of the above

48. Which of the following dive profiles is considered most dangerous?

a)
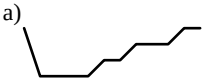

b)


c)
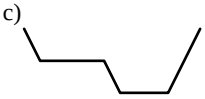

d)


49. The correct first aid for a conscious person with suspected bubble trouble (Decompression Illness) is:
a) lay on left side; feet up; 100% oxygen; call DES; treat for shock
b) lay flat; feet up; 100% oxygen; call DES; treat for shock
c) lay flat; 100% oxygen; call DES; treat for shock
d) recovery (coma) position; 100% oxygen; call DES; treat for shock

50. The DES phone number is:
a) 1800 008 200
b) 1800 088 200
c) 1800 800 200
d) 1800 808 200

Copyright © 2005 AUSI Pty Ltd ACN 062 887 969

..

AUSI LEVEL III SCUBA DIVER
Theory Test - Answer Sheet (1005)

Name: _____ **Date:** _____ **Course No.:** _____

CIRCLE CORRECT ANSWER - QUESTIONS HAVE ONLY ONE CORRECT ANSWER

1.	**a.**	**b.**	**c.**	**d.**	☐	**26.**	**a.**	**b.**	**c.**	**d.**	☐
2.	**a.**	**b.**	**c.**	**d.**	☐	**27.**	**a.**	**b.**	**c.**	**d.**	☐
3.	**a.**	**b.**	**c.**	**d.**	☐	**28.**	**a.**	**b.**	**c.**	**d.**	☐
4.	**a.**	**b.**	**c.**	**d.**	☐	**29.**	**a.**	**b.**	**c.**	**d.**	☐
5.	**a.**	**b.**	**c.**	**d.**	☐	**30.**	**a.**	**b.**	**c.**	**d.**	☐
6.	**a.**	**b.**	**c.**	**d.**	☐	**31.**	**a.**	**b.**	**c.**	**d.**	☐
7.	**a.**	**b.**	**c.**	**d.**	☐	**32.**	**a.**	**b.**	**c.**	**d.**	☐
8.	**a.**	**b.**	**c.**	**d.**	☐	**33.**	**a.**	**b.**	**c.**	**d.**	☐
9.	**a.**	**b.**	**c.**	**d.**	☐	**34.**	**a.**	**b.**	**c.**	**d.**	☐
10.	**a.**	**b.**	**c.**	**d.**	☐	**35.**	**a.**	**b.**	**c.**	**d.**	☐
11.	**a.**	**b.**	**c.**	**d.**	☐	**36.**	**a.**	**b.**	**c.**	**d.**	☐
12.	**a.**	**b.**	**c.**	**d.**	☐	**37.**	**a.**	**b.**	**c.**	**d.**	☐
13.	**a.**	**b.**	**c.**	**d.**	☐	**38.**	**a.**	**b.**	**c.**	**d.**	☐
14.	**a.**	**b.**	**c.**	**d.**	☐	**39.**	**a.**	**b.**	**c.**	**d.**	☐
15.	**a.**	**b.**	**c.**	**d.**	☐	**40.**	**a.**	**b.**	**c.**	**d.**	☐
16.	**a.**	**b.**	**c.**	**d.**	☐	**41.**	**a.**	**b.**	**c.**	**d.**	☐
17.	**a.**	**b.**	**c.**	**d.**	☐	**42.**	**a.**	**b.**	**c.**	**d.**	☐
18.	**a.**	**b.**	**c.**	**d.**	☐	**43.**	**a.**	**b.**	**c.**	**d.**	☐
19.	**a.**	**b.**	**c.**	**d.**	☐	**44.**	**a.**	**b.**	**c.**	**d.**	☐
20.	**a.**	**b.**	**c.**	**d.**	☐	**45.**	**a.**	**b.**	**c.**	**d.**	☐
21.	**a.**	**b.**	**c.**	**d.**	☐	**46.**	**a.**	**b.**	**c.**	**d.**	☐
22.	**a.**	**b.**	**c.**	**d.**	☐	**47.**	**a.**	**b.**	**c.**	**d.**	☐
23.	**a.**	**b.**	**c.**	**d.**	☐	**48.**	**a.**	**b.**	**c.**	**d.**	☐
24.	**a.**	**b.**	**c.**	**d.**	☐	**49.**	**a.**	**b.**	**c.**	**d.**	☐
25.	**a.**	**b.**	**c.**	**d.**	☐	**50.**	**a.**	**b.**	**c.**	**d.**	☐

TEST SCORE: _____ **/ 50** **PASS / FAIL**

STUDENT DECLARATION

I _____ on this day _____ hereby declare that I have discussed my incorrect answers with my instructor _____ # _____ and I acknowledge my understanding in those areas.

Signature: _____ Instructor's Signature: _____ Number: _____

Copyright © 2005 AUSI Pty Ltd

..

AUSI LEVEL III SCUBA DIVER
Theory Test - Answer Template (1005)

1.			○		☐
2.		○			☐
3.	○				☐
4.	○				☐
5.		○			☐
6.				○	☐
7.	○				☐
8.		○			☐
9.			○		☐
10.		○			☐
11.				○	☐
12.				○	☐
13.				○	☐
14.	○				☐
15.				○	☐
16.				○	☐
17.	○				☐
18.	○				☐
19.				○	☐
20.		○			☐
21.				○	☐
22.			○		☐
23.			○		☐
24.			○		☐
25.		○			☐

26.		○			☐
27.		○			☐
28.	○				☐
29.				○	☐
30.				○	☐
31.			○		☐
32.			○		☐
33.	○				☐
34.			○		☐
35.		○			☐
36.			○		☐
37.	○				☐
38.				○	☐
39.	○				☐
40.	○				☐
41.		○			☐
42.			○		☐
43.	○				☐
44.		○			☐
45.				○	☐
46.				○	☐
47.			○		☐
48.		○			☐
49.			○		☐
50.		○			☐

Copyright © 2005 AUSI Pty Ltd

..

AUSI LEVEL III PRACTICAL & OCEAN SKILLS

PRACTICAL TRAINING SESSION

- Equipment assembly
- Buddy checks
- Step entries
- Neutral buoyancy check
- Regulator clearing
- Regulator recovery
- Mask clearing
- Remove and replace mask
- Remove reg and mask replace and clear
- Swim without mask
- Mid-water hover
- Descent and ascent on a line
- Out of air drills
- Snorkel 200m (220yd) in full scuba gear
- Pool exit
- Removal of scuba unit
- Disassembly of scuba unit

STUDENT OCEAN DIVING BRIEF

- Boat information (where appropriate)
- Purpose of dive
- Site description
- Hazards
- Entry
- Descent
- Dive plan

- depth
- bottom time
- low air

- Ascent and safety stops
- Exit
- Emergency procedures

- lost buddy procedure
- low air
- out of air

- Warn about ear & lung pressure injuries

PRACTICAL SKILLS REVISION SESSION SHOULD EXTEND STUDENTS

Copyright © AUSI Pty Ltd October 2005

AUSI LEVEL III PRACTICAL & OCEAN SKILLS

NAVIGATION DIVE

Site: 3-6m (10-20yd) with minimum hazards

Skills:

- 25m out & back (no compass) (5m error)
- 50m out & back (compass) (5m error)
- Triangle (compass) 30m sides (5m error)
- Search for object in area 15m x 15m

BEWARE OF MULTIPLE ASCENTS!!

NIGHT DIVE

Site:

- 3-18m (10 – 60ft) with minimum hazards
- Use previously dived site where possible

AREA SPECIALTY DIVE (Optional)

Site:

- 10-18m (30-60ft) with minimum hazards
- Highlights local area specialty

DEEP DIVE 1

Site:

- 24-30m (80-100ft) with minimum hazards
- Preferably a multi-level dive

DEEP DIVE 2

Site:

- 27-30m (90-100ft) with minimum hazards
- Needs bottom for performing skills

Skills:

- Regulator - remove and replace
- Mask - flood and clear
- Air exchange with buddy
- Answer questions on slate
- Buoyancy control at safety stops

Warnings:

- Do skills one on one
- Keep very close to student doing skills

PLAN ALL DIVES CONSERVATIVELY AND MINIMISE MULTIPLE ASCENTS

Copyright © AUSI Pty Ltd October 2005

To waterproof, photocopy sheet, fold in half, trim and laminate

..