

Rouenneries

By FRENCH GENERAL

FINISHED SIZE: 80" x 80"

Fabric Requirements:

Quilt Top:

- 1 Layer Cake™ (42-10"x10" squares)
- 2 woven fat quarters
- 9 assorted prints ¼ yard of EACH
- 3 prints ⅓ yard of EACH
- 4 light fat quarters

Binding: ¾ yard

Backing: 5 yards



*Please note, kit yardage may vary slightly
from amounts given on this project sheet.*



FINISHED SIZE: 80" x 80"

*Quilt on cover was created digitally.
Therefore, fabrics and fabric placement may vary slightly.*

moda

MODAFABRICS.COM

PS13520 — SUGGESTED RETAIL \$2.00

moda
Rouenneries

By FRENCH GENERAL

Rouenneries By FRENCH GENERAL















Finished Size: 80" x 80"

Quilter Basics

- Please read all instructions before beginning.
- Label your cut pieces
- All instructions use ¼" seam allowance.
- Press all seams toward dark fabric.
- 22" measurement is approximate
- WOF is approximately 40"

Cutting

Referring to the chart, cut & label each piece with it's size and column number. (These are the fabrics used in the cover quilt, consider using different prints and textures when buying fabrics for your own quilt.)

Fabric	Fabric SKU Yardage	Cutting (# of the column where it is used)	Fabric	Fabric SKU Yardage	Cutting (# of the column where it is used)
	12552-11 fat quarter	1-5½"x 20½" (8) 1-3½"x 9½" (16) 1-2½"x 12½" (6)		13522-23 ¼ yard	1-6½"x 22½" (13) 1-5½"x 18½" (8)
	12552-27 fat quarter	3-8½"x 8½" (1, 7, 15) 1-6½"x 6½" (5) 1-2½"x 11½" (10)		13522-30 ¼ yard	1-6½"x 38½" (5)
	13520-21 ¼ yard	1-5½"x 35½" (2)		13525-27 ¼ yard	1-5½"x 15½" (14) 1-2½"x 26" (4)
	13520-22 ¼ yard	1-6½"x 22½" (13) 1-5½"x 15½" (14)		13525-28 ¼ yard	1-3½"x 30½" (16) 1-2½"x 30½" (4)
	13521-13 ½ yard	1-6½"x 25½" (3) 1-2½"x 15½" (10) 1-2½"x 14" (12)		13526-22 ¼ yard	1-5½"x 10½" (14) 1-2½"x 30½" (6)
	13521-32 ½ yard	1-5½"x 30½" (2) 1-5½"x 10½" (14) 1-3½"x 36½" (16)		13527-13 ½ yard	1-6½"x 25½" (3) 1-2½"x 15½" (10)
	13522-22 ¼ yard	1-5½"x 42½" (8)		13527-32 ¼ yard	1-5½"x 15½" (2) 2-2½"x 15½" (4, 10)

moda

Assemble Quilt

3 Referring to the diagram on the center page, sew the column pieces together, noting the location of the labeled fabric pieces. There is no right or wrong placement for the rest of the blocks, except for size and block type (A or B), let your eye decide which block to use next. Press. Join completed columns.

Finishing

4 Join the 8-2½"x WOF Binding strips. Layer, quilt and bind the quilt.

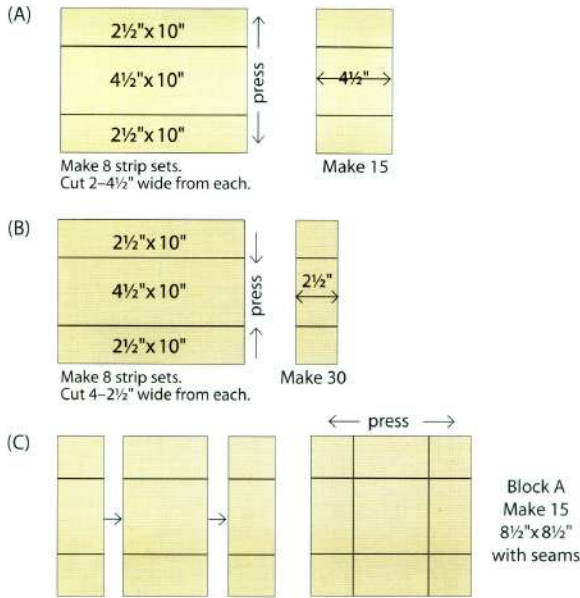


moda


Construction

Blocks A and B are scrappy blocks. Do not worry about the placement of lights and darks - just sew!

- 1 (A) Join $2\frac{1}{2}$ "x 10" and $1\text{--}4\frac{1}{2}$ "x 10" rectangles together. See diagram. Press away from the center strip. Make 8 strip sets. Cut $15\text{--}4\frac{1}{2}$ " wide units. (B) Join $2\frac{1}{2}$ "x 10" and $1\text{--}4\frac{1}{2}$ "x 10" rectangles together. See diagram. Press towards the center strip. Make 8 strip sets. Cut $30\text{--}2\frac{1}{2}$ " wide units. (C) Join $2\frac{1}{2}$ " wide units and $1\text{--}4\frac{1}{2}$ " wide unit. See diagram. Make 15 of Block A.



- 2 Combine $3\text{--}6\frac{1}{2}$ "x $2\frac{1}{2}$ " rectangles. Press in one direction. Repeat to make 26 of Block B.



Rouenneries were the cotton prints printed in Rouen, France during the mid-18th century. Our designs are based on a collection of old prints and stripes from that era.

From the remaining fabric, 4 light fat quarters and one Layer Cake™ cut:

- from EACH of $12\text{--}10$ "x 10 " Layer Cake™ squares cut:
 - $1\text{--}8\frac{1}{2}$ "x $8\frac{1}{2}$ " square
- from EACH of $8\text{--}10$ "x 10 " Layer Cake™ squares cut:
 - $2\text{--}4\frac{1}{2}$ "x 10 " rectangles (for Blocks A and B)
- from EACH of $17\text{--}10$ "x 10 " Layer Cake™ squares cut:
 - $1\text{--}6\frac{1}{2}$ "x 10 " strip
 - subcut $1\text{--}6\frac{1}{2}$ "x $6\frac{1}{2}$ " square
 - $1\text{--}6\frac{1}{2}$ "x $2\frac{1}{2}$ " rectangle
 - $1\text{--}2\frac{1}{2}$ "x 10 " strip
- from EACH of $5\text{--}10$ "x 10 " Layer Cake™ squares cut:
 - $4\text{--}2\frac{1}{2}$ "x 10 " rectangles
- from EACH of 4 light fat quarters cut:
 - (#13524-16, 13525-13, 13526-14, 13528-15)
 - $2\text{--}6\frac{1}{2}$ "x 22 " strips
 - subcut $16\text{--}6\frac{1}{2}$ "x $2\frac{1}{2}$ " rectangles
 - $1\text{--}2\frac{1}{2}$ "x 22 " strips
 - subcut $2\text{--}2\frac{1}{2}$ "x 10 " rectangles
- from the remaining fabrics cut:
 - $1\text{--}2\frac{1}{2}$ "x 10 " rectangle
 - $4\text{--}5\frac{1}{2}$ "x $5\frac{1}{2}$ " squares
 - $6\text{--}5\frac{1}{2}$ "x $2\frac{1}{2}$ " rectangles
 - $1\text{--}5\frac{1}{2}$ "x $3\frac{1}{2}$ " rectangle

Binding: $8\text{--}2\frac{1}{2}$ "x WOF strips

Rouenneries

Piecing and Assembly Diagram

moda

COLUMN 1	2	3	4	5	6	7	8	9	10	11	12	13	14	15	16
8½" x 8½"	5½" x 15½"	B	2½" x 10"	6½" x 6½"	2½" x 10"	A	5½" x 42½"	B	2½" x 15½"	6½" x 6½"	2½" x 10"	6½" x 22½"	5½" x 10½"	A	3½" x 30½"
A		B	B	2½" x 10"	8½" x 8½"	B		6½" x 6½"	6½" x 6½"	5½" x 5½"	A				
8½" x 8½"	5½" x 30½"	6½" x 25½"	2½" x 10"	6½" x 6½"	2½" x 10"	A	5½" x 42½"	B	2½" x 11½"	6½" x 6½"	2½" x 10"	6½" x 6½"	5½" x 2½"	8½" x 8½"	3½" x 9½"
8½" x 8½"				B	2½" x 10"	2½" x 10"		A	B	6½" x 6½"	5½" x 15½"		8½" x 8½"		
8½" x 8½"	5½" x 30½"	6½" x 25½"	2½" x 10"	B	2½" x 10"	A	5½" x 42½"	B	2½" x 15½"	6½" x 6½"	2½" x 10"	6½" x 6½"	5½" x 15½"	8½" x 8½"	3½" x 9½"
8½" x 8½"				B	2½" x 10"	8½" x 8½"		B	6½" x 6½"	B	5½" x 5½"				
A	5½" x 35½"	6½" x 25½"	2½" x 15½"	6½" x 38½"	2½" x 12½"	A	5½" x 20½"	B	5½" x 2½"	6½" x 6½"	2½" x 14"	6½" x 6½"	5½" x 10½"	8½" x 8½"	3½" x 5½"
8½" x 8½"					B	2½" x 12½"		8½" x 8½"	B	6½" x 6½"	B		5½" x 2½"		
A	5½" x 35½"	6½" x 25½"	2½" x 30½"	6½" x 38½"	2½" x 30½"	8½" x 8½"	5½" x 20½"	B	2½" x 15½"	6½" x 6½"	2½" x 10"	6½" x 6½"	5½" x 2½"	8½" x 8½"	3½" x 36½"
8½" x 8½"					B	2½" x 30½"		8½" x 8½"	B	6½" x 6½"	B		5½" x 5½"		
8½" x 8½"	5½" x 35½"	6½" x 25½"	2½" x 30½"	6½" x 38½"	2½" x 30½"	A	5½" x 18½"	B	2½" x 10"	6½" x 6½"	2½" x 10"	6½" x 22½"	5½" x 15½"	8½" x 8½"	3½" x 36½"
A					B	2½" x 10"		8½" x 8½"	B	6½" x 6½"	B		5½" x 5½"		
A	5½" x 35½"	6½" x 25½"	2½" x 30½"	6½" x 38½"	6½" x 6½"	8½" x 8½"	5½" x 18½"	B	2½" x 10"	6½" x 6½"	2½" x 10"	6½" x 22½"	5½" x 5½"	8½" x 8½"	3½" x 36½"
A					B	2½" x 10"		8½" x 8½"	B	6½" x 6½"	B		5½" x 5½"		