

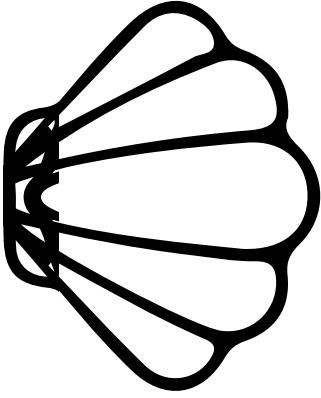
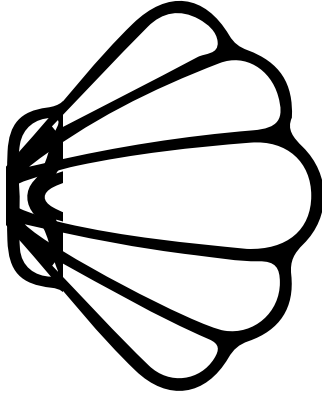
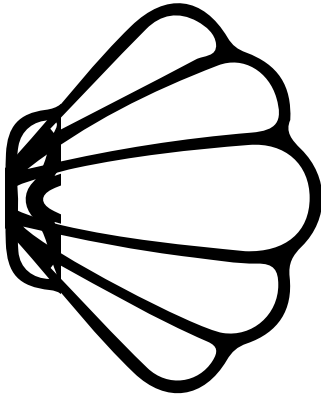
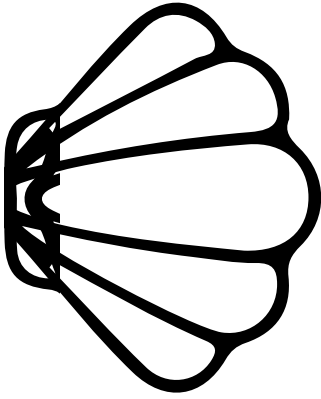
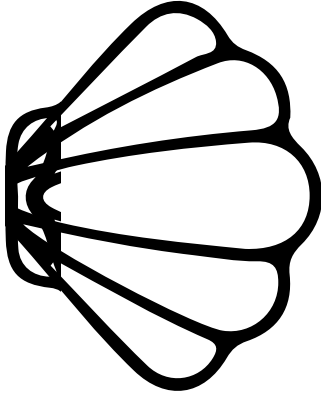
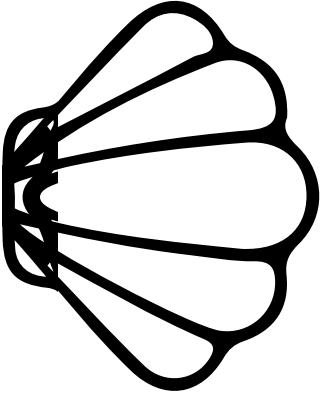
Tak for du har downloadet mine skabeloner til de sjove macarons fra Den Store Bagedyst.

For at få den rigtige størrelse, anbefaler jeg, at du printer skabelonerne med en opsætning på 100% i forhold til størrelsen.

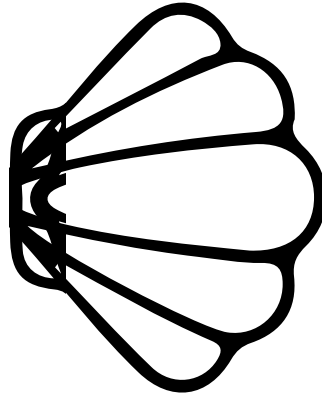
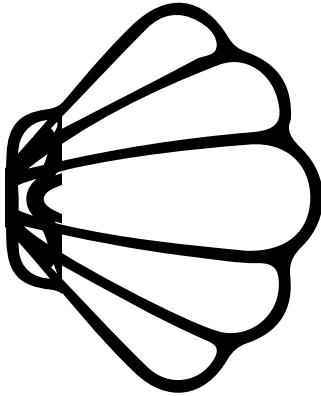
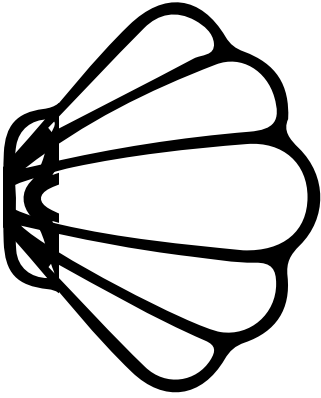
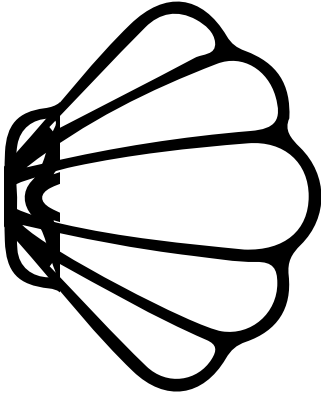
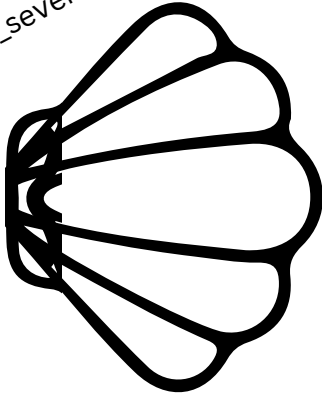
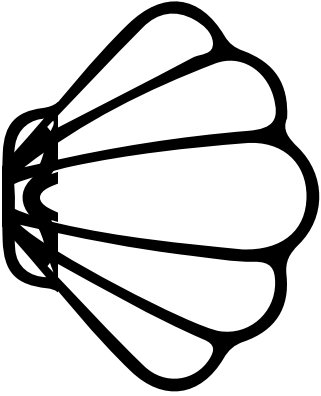
Læg skabelonen under bagepapir og/eller kageplast for at kunne lave ensartet macarons.

Har du spørgsmål eller vil du gerne dele dine macarons med mig, er du velkommen til at connecte med mig på min Instagramprofil [@anelise_severinsen](#)







Bruges til muslinskaller -
form og detaljer









Udviklet af @anelise_severinsen






Bruges til jordbær - form
og detaljerne



Udviklet af @anelise_severinsen








Bruges til detaljerne -
skildpadderne










Udviklet af @anelise_severinsen











Bruges til detaljerne -
skildpadderne



Udviklet af @anelise_severinsen



Bruges til tomaterne,
skildpadderne og
flamingoerne



Udviklet af @anelise_severinsen

