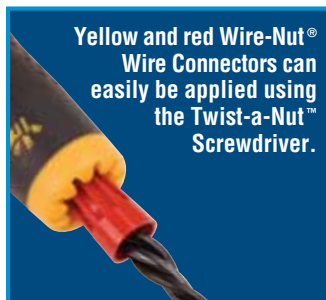


IDEAL® WIRE TERMINATION

Wire-Nut® Wire Connectors



Yellow and red Wire-Nut® Wire Connectors can easily be applied using the Twist-a-Nut™ Screwdriver.

- Five color-coded models cover wire sizes from 22 to 6 AWG
- Fixed, square-wire spring creates its own threads – maintains a secure positive grip that will not relax over time
- No pre-twisting required – positive grip design provides fast, easy installation
- Deep skirt helps protect against flash-over
- Reusable for easy circuit changes and additions
- Tough, UL94V-2 flame-retardant shell rated at 105°C (221°F)
- UL Listed to 486C and CSA certified to C22.2 #188; comply with Federal Specification W-S-610E



Model	Color	Wire Combination Range	Wire Combination Range (mm)	Quantity	Cat. No.
71B®	Gray	300V 22 to 16 AWG Min. 2 #22 – Max. 2 #16	300V ,34mm ² to 1,5mm ² Min. 2-,34mm ² Max. 3-1,5mm ²	Box of 100	30-071
				Carton of 1,000	30-171
				Keg of 25,000 (loose pack)	30-271
				Barrel of 150,000	30-871
				Box of 100	30-072
72B®	Blue	300V 22 to 14 AWG Min. 2 #22 – Max. 3 #16	300V ,34mm ² to 2,5mm ² Min. 2-,34mm ² Max. 3-1,5mm ²	Carton of 1,000	30-172
				Keg of 10,000 (loose pack)	30-272
				Barrel of 85,000	30-872
				Box of 100	30-073
				Jar of 300	30-073J
73B®	Orange	600V* 22 to 14 AWG Min. 1 #18 & 1 #20 Max. 2 #14	600V* ,34mm ² to 2,5mm ² Min. 1-,75mm ² w/1-,50mm ² Max. 4-1,5mm ² w/1-,50mm ²	Carton of 1,000	30-173
				Bag of 500	30-273
				Keg of 10,000 (loose pack)	30-673
				Barrel of 50,000	30-873
				Box of 100	30-074
74B®	Yellow	600V* 18 to 12 AWG Min. 2 #18 Max. 4 #14 & 1 #18	600V* ,75mm ² to 4,0mm ² Min. 2-,75mm ² Max. 4-2,5mm ² w/1-,75mm ²	Jar of 175	30-074J
				Carton of 1,000	30-174
				Bag of 500	30-274
				Keg of 5,000 (loose pack)	30-674
				Barrel of 35,000	30-874
76B®	Red	600V* 18 to 6 AWG Min. 2 #14 Max. 4 #12	600V* ,75mm ² to 16,0mm ² Min. 2-2,5mm ² Max. 2-4,0mm ²	Box of 100	30-076
				Jar of 150	30-076J
				Carton of 1,000	30-176
				Bag of 250	30-276
				Barrel of 15,000	30-876

*1,000V maximum in fixtures and signs

High Temperature Wire-Nut® Wire Connectors

All of the Wire-Nut® Wire Connector features plus:

- Black, thermoplastic shell designed to withstand extreme heat build-up found in high-wattage light fixtures and signs. UL Listed to 150°C (302°F)
- Four models to cover wire ranges from 22 to 12 AWG







Model	Color	Wire Combination Range	Wire Combination Range (mm)	Quantity	Cat. No.
71B®	Black	300V 22 to 16 AWG Min. 2 #22 Str Max. 2 #16	300V ,34mm ² to 1,5mm ² Min. 2-,34mm ² Max. 2-1,5mm ²	Box of 100	30-3627
				Carton of 1,000	30-151
				Keg of 25,000 (loose pack)	30-251
				Barrel of 150,000	30-801
72B®	Black	300V 22 to 14 AWG Min. 2 #22 Max. 3 #16	300V ,34mm ² to 2,5mm ² Min. 2-,34mm ² Max. 3-1,5mm ²	Box of 100	30-3628
				Carton of 1,000	30-152
				Keg of 10,000 (loose pack)	30-252
				Barrel of 85,000	30-802
73B®	Black	600V* 22 to 14 AWG Min. 1 #18 w/1 #20 Max. 2 #14	600V* ,34mm ² to 2,5mm ² Min. 1-,75mm ² w/1-,50mm ² Max. 4-1,5mm ² w/1-,50mm ²	Box of 100	30-3629
				Carton of 1,000	30-153
				Keg of 10,000 (loose pack)	30-253
				Barrel of 50,000	30-803
59B®	Black	600V* 22 to 12 AWG Min. 2 #20 Max. 3 #14	600V* ,34mm ² to 4,0mm ² Min. 2-,5mm ² Max. 3-2,5mm ²	Box of 100	30-059
				Carton of 1,000	30-159
				Keg of 5,000 (loose pack)	30-259
				Barrel of 35,000	30-809

*1,000V maximum in fixtures and signs

Wing-Nut® Wire Connectors

- Three color-coded models cover a full range of wire sizes from 18 to 6 AWG
- Specially designed contoured wings provide a secure grip for extra leverage on maximum wire combinations
- Live-action spring expands to accept wire shape and size with no pre-twisting required
- Square-wire spring threads directly onto conductors for fast, secure connections
- Deep skirt helps protect against flash-over and turned-back strands for maximum dielectric protection
- Tough, UL 94V-2 flame-retardant shell rated at 105°C (221°F)
- UL Listed to 486C and CSA Certified to C22.2 #188; comply with Federal Specification W-S-610E




Model	Color	Wire Combination Range	Wire Combination Range (mm)	Quantity	Cat. No.
451® 	Yellow	600V* 18 to 10 AWG Min. 2 #18 Max. 3 #12	600V* .75mm ² to 6,0mm ² Min. 2-.75mm ² Max. 3-4,0mm ²	Box of 100	30-451
				Jar of 225	30-451J
				Jar of 500	30-651J
				Carton of 1,000	30-551
				Bag of 500	30-651
				Barrel of 35,000	30-851
452® 	Red	600V* 18 to 8 AWG Min. 2 #18 Max. 4 #10	600V* .75mm ² to 10,0mm ² Min. 2-.75mm ² Max. 4-6,0mm ²	Box of 100	30-452
				Jar of 300	30-452J
				Jar of 500	30-652J
				Carton of 1,000	30-552
				Bag of 500	30-652
				Barrel of 25,000	30-852
454® 	Blue	600V* 14 to 6 AWG Min. 3 #12 Max. 1 #6 & 2 #8	600V* 2,5mm ² to 16,0mm ² Min. 3-4,0mm ² Max. 2-16,0mm ² w/1-4,0mm ²	Box of 25	30-454
				Carton of 250	30-554
				Bag of 100	30-654
				Barrel of 10,000	30-854

*1,000V maximum in fixtures and signs



Greenie® Grounding Wire Connectors

- Designed for making ground connections and bonding non-metallic sheathed cable
- Contoured wings for maximum leverage
- Live-action, square-wire spring provides superior grounding connections
- Tough, UL 94V-2 flame-retardant shell
- UL Listed to 467 and CSA Certified to C22.2 #188; comply with Federal Specification W-S-610E

Model	Color	Wire Combination Range	Wire Combination Range (mm)	Quantity	Cat. No.
92® 	Green	14 to 10 Min. 2 #14 Max. 4 #12	2,5mm ² to 6,0mm ² Min. 2-2,5mm ² Max. 2-4,0mm ² w/1-2,5mm ²	Box of 100	30-092
				Jar of 150	30-092J
				Carton of 1,000	30-192
				Bag of 500	30-292
				Barrel of 25,000	30-992

Greenie® Grounding Connector fully meets the intent of the N.E.C. and specifically aids in compliance with the following:

ARTICLE 250: GROUNDING

- 250-146 Connecting Receptacle Grounding Terminal to Box
- 250-148 Continuity and Attachment of Equipment Grounding Conductors to Boxes
 - (B) Grounding continuity
 - (D) Nonmetallic boxes



See Page A-10 for more IDEAL Grounding Products!




IDEAL® WIRE TERMINATION

Twister® Wire Connectors



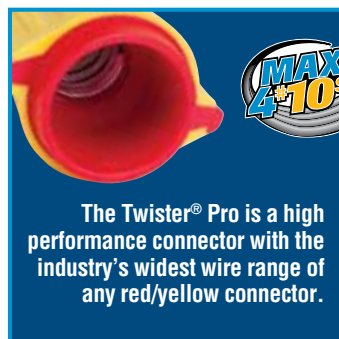
Small profile of Twister® LT is perfect for recessed lighting applications.

- Exceptional wire-range capacity – three color-coded models handle wire combinations from as small as 22 AWG to as large as 6 AWG
- Ribbed cap provides a secure grip and fast fingertip starts
- Swept wings offer extra leverage and less effort for large wire combinations
- Hexagonal shape accommodates standard nutdriver for tool installation
- Live-action, square-wire spring locks onto wire for safe, secure connections
- Deep skirt helps protect against flash-over and turned-back strands for maximum dielectric protection
- Tough, UL 94V-2 flame-retardant shell rated at 105°C (221°F)
- UL Listed to 486C and CSA Certified to C22.2 #188; comply with Federal Specification W-S-610E

Model	Color	Wire Combination Range	Wire Combination Range (mm)	Quantity	Cat. No.
340® 	Lt. Blue	600V* 22 to 10 AWG Min. 2 #22 Max. 3 #12	600V* ,34mm ² to 4,0mm ² Min. 2-,34mm ² Max. 3-4,0mm ²	Box of 100	30-340
				Jar of 500	30-640J
				Barrel of 35,000	30-840
341® 	Tan	600V* 22 to 8 AWG Min. 3 #22 Max. 3 #10	600V* ,34mm ² to 10,0mm ² Min. 3-,34mm ² Max. 3-6,0mm ²	Box of 100	30-341
				Jar of 400	30-441J
				Jar of 750	30-341J
				Carton of 1,000	30-541
				Bag of 500	30-641
342® 	Gray	600V* 18 to 6 AWG Min. 3 #14 Max. 2 #8 w/2 #12	600V* ,75mm ² to 10,0mm ² Min. 3-2,5mm ² Max. 2-10,0mm ² w/2-4,0mm ²	Box of 50	30-342
				Bag of 250	30-642
				Barrel of 15,000	30-842

*1,000V maximum in fixtures and signs



Twister® PRO Wire Connectors



The Twister® Pro is a high performance connector with the industry's widest wire range of any red/yellow connector.

- The **widest red/yellow wire range** in the industry; min. 2 #18 to max. 4 #10
- SureGrip™ overmolding provides better grip for improved leverage, more torque and faster connections
- Comfortable swept wings designed to help reduce hand fatigue
- Expanding square-wire spring provides a secure connection every time
- Tough, UL 94V-2 flame-retardant shell rated at 105°C (221°F)
- UL Listed to 486C and CSA Certified to C22.2 #188; comply with Federal Specification W-S-610E



Model	Color	Wire Combination Range	Wire Combination Range (mm)	Quantity	Cat. No.
344® 	Red/Yellow 	600V* 22 to 8 AWG Min. 2 #18 Max. 4 #10	600V* ,34mm ² to 10,0mm ² Min. 2-,75mm ² Max. 4,0-6,0mm ²	Box of 50	30-144
				Jar of 250	30-244J
				Jar of 500	30-644J
				Barrel of 20,000	30-944

*1,000V maximum in fixtures and signs