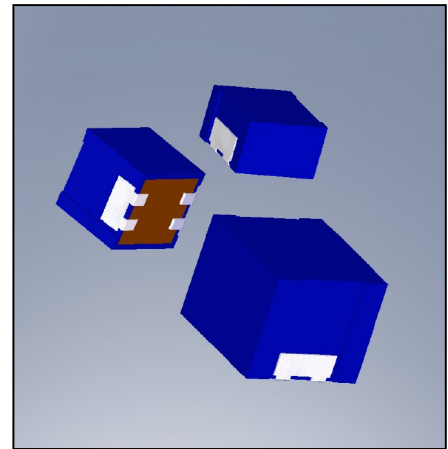
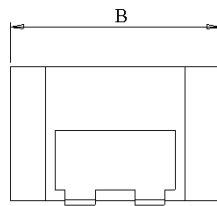
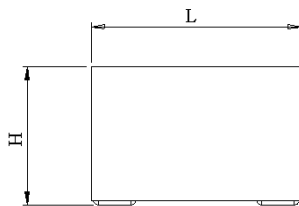
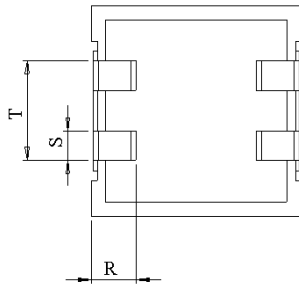


#5809

Power Electronics Capacitors

MKT 5-22.0 SMD K

PRELIMINARY



Surface mount device - Self-extinguishing plastic housing
Dielectric metallized polyester - Epoxy resin sealing UL 94-V0

Parameter	Symbol		Value	Unit	Condition
Capacitance	C		22	μF	1 V / 1 kHz
Tolerance			± 10	%	
Rated voltage	Un DC		50	VDC	
Rated voltage	Un AC		15	Veff	50 Hz
RMS current	I RMS ma		6	Aeff	300 kHz / 105 °C
Tangent delta	tg δ		≤ 90	1C^{-4}	1 kHz
Equivalent serie resistance	ESR		≤ 4.0	m Ω	300 kHz
Stray inductance	ESL		≤ 5	nH	
Insulation resistance	Ri		> 57	M Ω	50 VDC - 1 min
Test voltage between terminals	U T1		80	VDC	10 s
Climatic category			55/125/21		
Dimension	Symbol			Unit	Conditions
Width	B max		17	mm	
Height	H max		8	mm	
Length	L max		18.5	mm	
Terminals					
	R		2.25 ± 0.25	mm	
	S		2 ± 0.2	mm	
	T		7.0 ± 0.2	mm	
	M1				
	M0				
	Modification	Date	Visa émetteur		

Condensateurs CH 1400 Yverdon-les-Bains
Kondensatoren Tel.: ++41 24 445 66 88
Capacitors Fax: ++41 24 445 66 89

Le lancé
Capacitors
A FISCHER & TAUSSCHER COMPANY

HJJ

30.04.2009

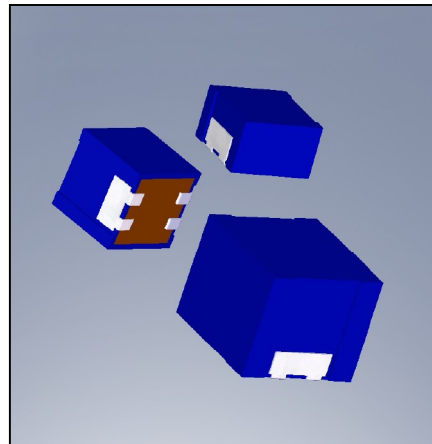
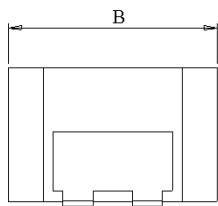
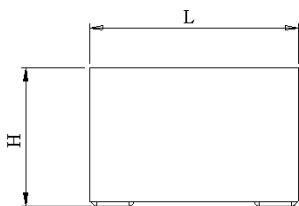
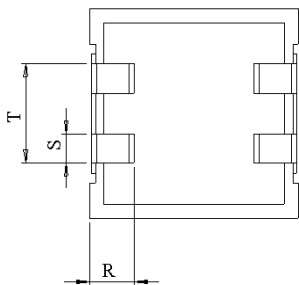
faisab5809.XLS

#5807

Power Electronics Capacitors

MKT 5-47.0 SMD K

PRELIMINARY



Surface mount device - Self-extinguishing plastic housing
Dielectric metallized polyester - Epoxy resin sealing UL 94-V0

Parameter	Symbol		Value	Unit	Condition
Capacitance	C		47	μF	1 V / 1 kHz
Tolerance			± 10	%	
Rated voltage	Un DC		50	VDC	
Rated voltage	Un AC		15	Veff	50 Hz
RMS current	I RMS max.		10	Aeff	300 kHz / 105 °C
Tangent delta	tg δ		≤ 90	10^{-4}	1 kHz
Equivalent serie resistance	ESR		≤ 2.6	m Ω	300 kHz
Stray inductance	ESL		≤ 5	nH	
Insulation resistance	Ri		> 27	M Ω	50 VDC - 1 min
Test voltage between terminals	U T1		80	VDC	10 s
Climatic category			55/125/21		
Dimension	Symbol			Unit	Conditions
Width	B max		17	mm	
Height	H max		17	mm	
Length	L max		18.5	mm	
Terminals					
	R		2.25 ± 0.25	mm	
	S		2 ± 0.2	mm	
	T		7.0 ± 0.2	mm	
	M1				
	M0				
	Modification	Date	Visa émetteur		

Condensateurs CH 1400 Yverdon-les-Bains
Kondensatoren Tel.: ++41 24 445 66 88
Capacitors Fax: ++41 24 445 66 89

Le lanché
Capacitors
A FISCHER & FAUSCHÉ COMPANY

HJJ

30.04.2009

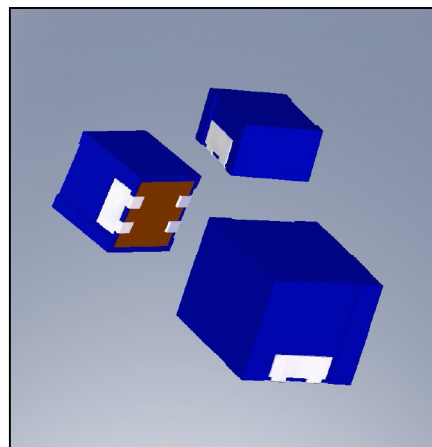
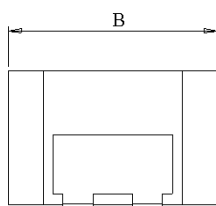
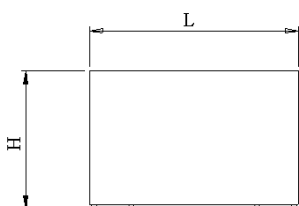
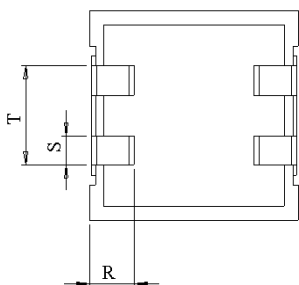
faisab5807.XLS

#5789

Power Electronics Capacitors

MKT 6.3-3.3 SMD K

PRELIMINARY



Surface mount device - Self-extinguishing plastic housing
Dielectric metallized polyester - Epoxy resin sealing UL 94-V0

Parameter	Symbol		Value	Unit	Condition
Capacitance	C		3.3	μF	1 V / 1 kHz
Tolerance			± 10	%	
Rated voltage	Un DC		63	VDC	
Rated voltage	Un AC		24	Veff	50 Hz
RMS current	I RMS max.		3.8	Aeff	300 kHz / 105 °C
Tangent delta	tg δ		≤ 90	10^{-4}	1 kHz
Equivalent serie resistance	ESR		≤ 6.5	m Ω	300 kHz
Stray inductance	ESL		≤ 5	nH	
Insulation resistance	Ri		> 380	M Ω	63 VDC - 1 min
Test voltage between terminals	U T1		101	VDC	10 s
Climatic category			55/125/21		
Dimension	Symbol			Unit	Conditions
Width	B max		10.7	mm	
Height	H max		10	mm	
Length	L max		10.7	mm	
Terminals					
	R		2.25 ± 0.25	mm	
	S		1.5 ± 0.2	mm	
	T		5.0 ± 0.2	mm	
	M1				
	M0				
	Modification	Date	Visa émetteur		

Condensateurs CH 1400 Yverdon-les-Bains
Kondensatoren Tel.: ++41 24 445 66 88
Capacitors Fax: ++41 24 445 66 89

Le lanché
Capacitors
A FISCHER & FAUSCHÉ COMPANY

HJJ

11.03.2009

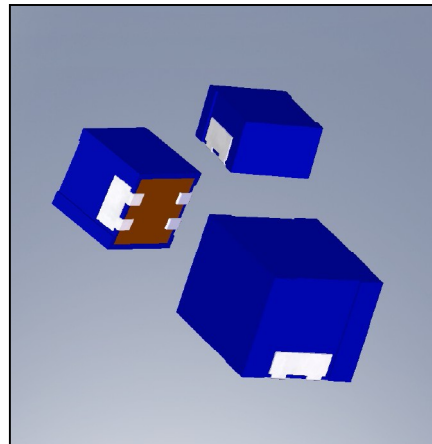
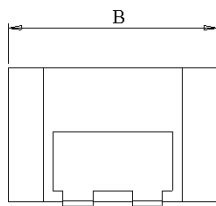
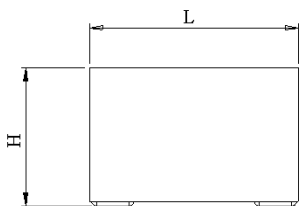
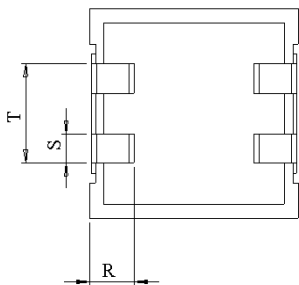
faisab5789.XLS

#5788

Power Electronics Capacitors

MKT 6-15.0 SMD K

PRELIMINARY



Surface mount device - Self-extinguishing plastic housing
Dielectric metallized polyester - Epoxy resin sealing UL 94-V0

Parameter	Symbol	Value	Unit	Condition
Capacitance	C	15	μF	1 V / 1 kHz
Tolerance		± 10	%	
Rated voltage	Un DC	63	VDC	
Rated voltage	Un AC	24	Veff	50 Hz
RMS current	I RMS max.	8.3	Aeff	300 kHz / 105 °C
Tangent delta	tg δ	≤ 90	10^{-4}	1 kHz
Equivalent serie resistance	ESR	≤ 4	m Ω	300 kHz
Stray inductance	ESL	≤ 5	nH	
Insulation resistance	Ri	> 83	M Ω	63 VDC - 1 min
Test voltage between terminals	U T1	101	VDC	10 s
Climatic category		55/125/21		
Dimension	Symbol	Value	Unit	Conditions
Width	B max	15.5	mm	
Height	H max	14	mm	
Length	L max	16.5	mm	
Terminals				
	R	2.25 ± 0.25	mm	
	S	2 ± 0.2	mm	
	T	7.0 ± 0.2	mm	
	M1			
	M0			
	Modification	Date	Visa émetteur	

Condensateurs CH 1400 Yverdon-les-Bains
Kondensatoren Tel.: ++41 24 445 66 88
Capacitors Fax: ++41 24 445 66 89

Le lanché
Capacitors
A FISCHER & FAUSCHÉ COMPANY

HJJ

11.03.2009

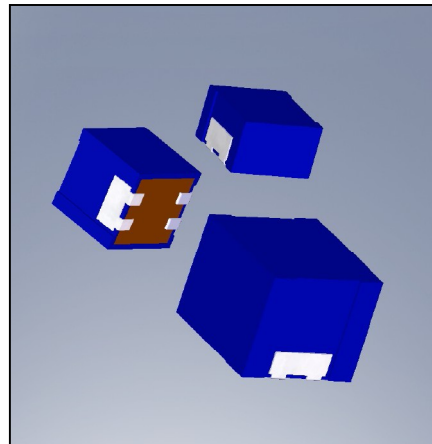
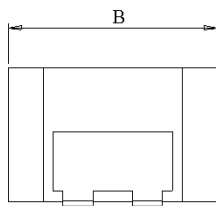
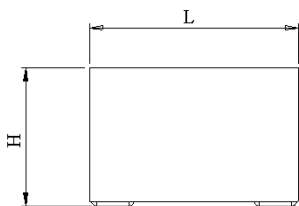
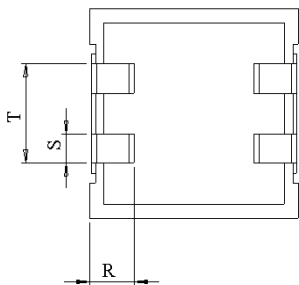
faisab5788.XLS

#5810

Power Electronics Capacitors

MKT 6-22.0 SMD K

PRELIMINARY



Surface mount device - Self-extinguishing plastic housing
Dielectric metallized polyester - Epoxy resin sealing UL 94-V0

Parameter	Symbol		Value	Unit	Condition
Capacitance	C		22	μF	1 V / 1 kHz
Tolerance			± 10	%	
Rated voltage	Un DC		63	VDC	
Rated voltage	Un AC		24	Veff	50 Hz
RMS current	I RMS max.		10	Aeff	300 kHz / 105 °C
Tangent delta	tg δ		≤ 90	10^{-4}	1 kHz
Equivalent serie resistance	ESR		≤ 3.6	m Ω	300 kHz
Stray inductance	ESL		≤ 5	nH	
Insulation resistance	Ri		> 57	M Ω	63 VDC - 1 min
Test voltage between terminals	U T1		101	VDC	10 s
Climatic category			55/125/21		
Dimension	Symbol			Unit	Conditions
Width	B max		17	mm	
Height	H max		15	mm	
Length	L max		18.5	mm	
Terminals					
	R		2.25 ± 0.25	mm	
	S		2 ± 0.2	mm	
	T		7.0 ± 0.2	mm	
	M1				
	M0				
	Modification	Date	Visa émetteur		

Condensateurs CH 1400 Yverdon-les-Bains
Kondensatoren Tel.: ++41 24 445 66 88
Capacitors Fax: ++41 24 445 66 89

Le lanché
Capacitors
A FISCHER & FAUSCHÉ COMPANY

HJJ

30.04.2009

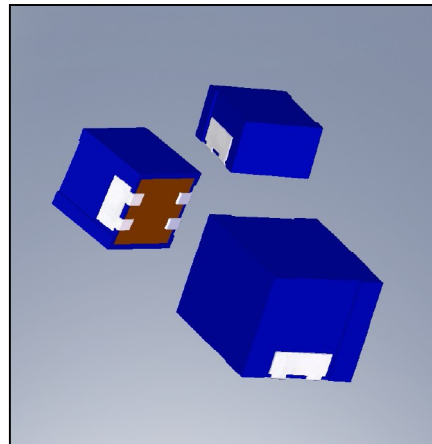
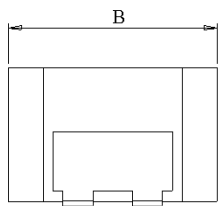
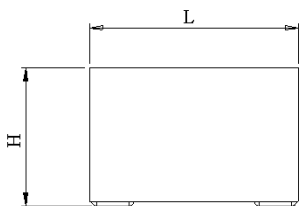
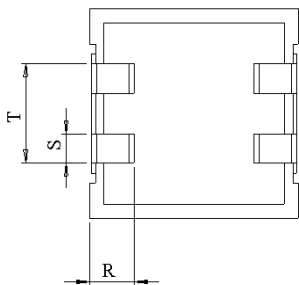
faisab5810.XLS

#5790

Power Electronics Capacitors

MKT 10-1.0 SMD K

PRELIMINARY



Surface mount device - Self-extinguishing plastic housing
Dielectric metallized polyester - Epoxy resin sealing UL 94-V0

Parameter	Symbol	Value	Unit	Condition
Capacitance	C	1	μF	1 V / 1 kHz
Tolerance		± 10	%	
Rated voltage	Un DC	100	VDC	
Rated voltage	Un AC	30	Veff	50 Hz
RMS current	I RMS max.	1.8	Aeff	300 kHz / 105 °C
Tangent delta	tg δ	≤ 75	10^{-4}	1 kHz
Equivalent serie resistance	ESR	≤ 17.5	m Ω	300 kHz
Stray inductance	ESL	≤ 5	nH	
Insulation resistance	Ri	> 1250	M Ω	63 VDC - 1 min
Test voltage between terminals	U T1	160	VDC	10 s
Climatic category		55/125/21		
Dimension	Symbol	Value	Unit	Conditions
Width	B max	10.7	mm	
Height	H max	6	mm	
Length	L max	10.7	mm	
Terminals				
	R	2.25 ± 0.25	mm	
	S	1.5 ± 0.2	mm	
	T	5.0 ± 0.2	mm	
	M1			
	M0			
	Modification	Date	Visa émetteur	

Condensateurs CH 1400 Yverdon-les-Bains
Kondensatoren Tel.: ++41 24 445 66 88
Capacitors Fax: ++41 24 445 66 89

Le lanché
Capacitors
A FISCHER & FAUSCHÉ COMPANY

HJJ

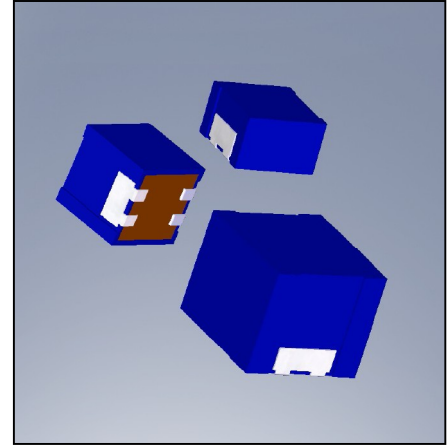
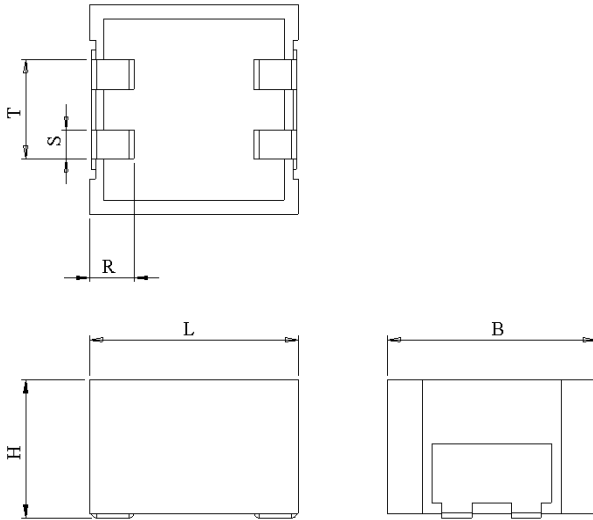
11.03.2009

faisab5790.XLS

#5795

Power Electronics Capacitors

MKT 10-6.8 SMD M



Surface mount device - Self-extinguishing plastic housing
Dielectric metallized polyester - Epoxy resin sealing UL 94-V0

Parameter	Symbol	Value	Unit	Condition
Capacitance	C	6.8	μF	1 V / 1 kHz
Tolerance		± 20	%	
Rated voltage	Un DC	100	VDC	
Rated voltage	Un AC	30	Veff	50 Hz
RMS current	I RMS max.	5.5	Aeff	300 kHz / 105 °C
Tangent delta	$\text{tg}\delta$	≤ 90	10^{-4}	1 kHz
Equivalent serie resistance	ESR	≤ 5.5	m Ω	300 kHz
Stray inductance	ESL	≤ 5	nH	
Insulation resistance	Ri	> 184	M Ω	100 VDC - 1 min
Test voltage between terminals	U T1	160	VDC	10 s
Climatic category		55/125/21		
Dimension	Symbol	Value	Unit	Conditions
Width	B max	15.5	mm	
Height	H max	12	mm	
Length	L max	16.5	mm	
Terminals				
	R	2.25 ± 0.25	mm	
	S	2 ± 0.2	mm	
	T	7.0 ± 0.2	mm	
	M1			
	M0			
	Modification	Date	Visa émetteur	

Condensateurs CH 1400 Yverdon-les-Bains
Kondensatoren Tel.: ++41 24 445 66 88
Capacitors Fax: ++41 24 445 66 89

Le lanché
Capacitors
A FISCHER & TAUSSCH COMPANY

HJJ

20.03.2009

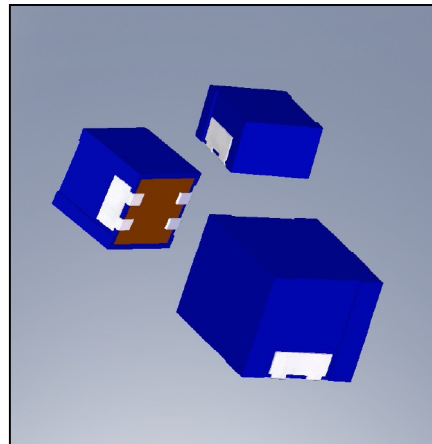
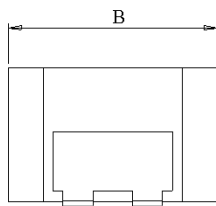
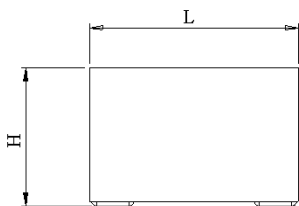
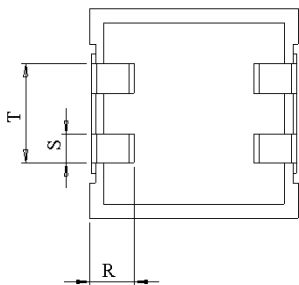
faisab5795.XLS

#5811

Power Electronics Capacitors

MKT 10-8.2 SMD K

PRELIMINARY



Surface mount device - Self-extinguishing plastic housing
Dielectric metallized polyester - Epoxy resin sealing UL 94-V0

Parameter	Symbol		Value	Unit	Condition
Capacitance	C		8.2	μF	1 V / 1 kHz
Tolerance			± 10	%	
Rated voltage	Un DC		100	VDC	
Rated voltage	Un AC		30	Veff	50 Hz
RMS current	I RMS max.		5.6	Aeff	300 kHz / 105 °C
Tangent delta	tg δ		≤ 90	10^{-4}	1 kHz
Equivalent serie resistance	ESR		≤ 5.4	m Ω	300 kHz
Stray inductance	ESL		≤ 5	nH	
Insulation resistance	Ri		> 152	M Ω	100 VDC - 1 min
Test voltage between terminals	U T1		160	VDC	10 s
Climatic category			55/125/21		
Dimension	Symbol			Unit	Conditions
Width	B max		17	mm	
Height	H max		10	mm	
Length	L max		18.5	mm	
Terminals					
	R		2.25 ± 0.25	mm	
	S		2 ± 0.2	mm	
	T		7.0 ± 0.2	mm	
	M1				
	M0				
	Modification	Date	Visa émetteur		

Condensateurs CH 1400 Yverdon-les-Bains
Kondensatoren Tel.: ++41 24 445 66 88
Capacitors Fax: ++41 24 445 66 89

Le lanché
Capacitors
A FISCHER & FAUSCHÉ COMPANY

HJJ

30.04.2009

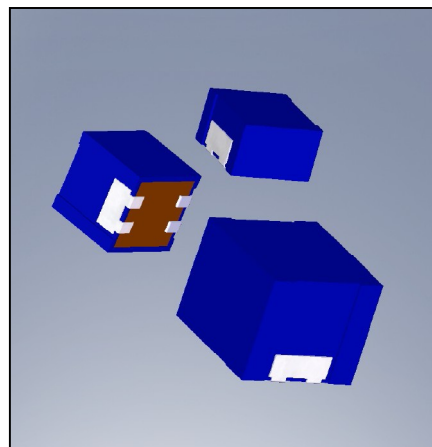
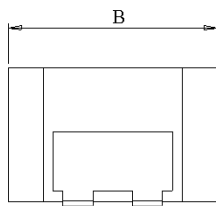
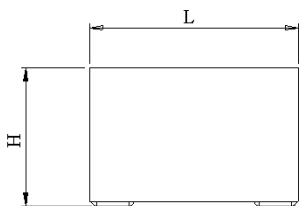
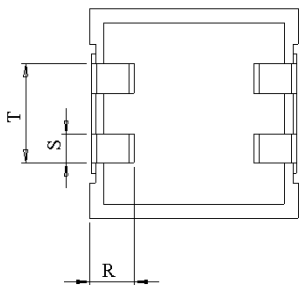
faisab5811.XLS

#5808

Power Electronics Capacitors

MKT 10-10.0 SMD M

PRELIMINARY



Surface mount device - Self-extinguishing plastic housing
Dielectric metallized polyester - Epoxy resin sealing UL 94-V0

Parameter	Symbol	Value	Unit	Condition
Capacitance	C	10	μF	1 V / 1 kHz
Tolerance		± 20	%	
Rated voltage	Un DC	100	VDC	
Rated voltage	Un AC	30	Veff	50 Hz
RMS current	I RMS max.	6.4	Aeff	300 kHz / 105 °C
Tangent delta	tg δ	≤ 90	10^{-4}	1 kHz
Equivalent serie resistance	ESR	≤ 4.8	m Ω	300 kHz
Stray inductance	ESL	≤ 5	nH	
Insulation resistance	Ri	> 125	M Ω	100 VDC - 1 min
Test voltage between terminals	U T1	160	VDC	10 s
Climatic category		55/125/21		
Dimension	Symbol	Value	Unit	Conditions
Width	B max	17	mm	
Height	H max	12	mm	
Length	L max	18.5	mm	
Terminals				
	R	2.25 ± 0.25	mm	
	S	2 ± 0.2	mm	
	T	7.0 ± 0.2	mm	
	M1			
	M0			
	Modification	Date	Visa émetteur	

Condensateurs CH 1400 Yverdon-les-Bains
Kondensatoren Tel.: ++41 24 445 66 88
Capacitors Fax: ++41 24 445 66 89

Le lanché
Capacitors
A FISCHER & FAUSCHÉ COMPANY

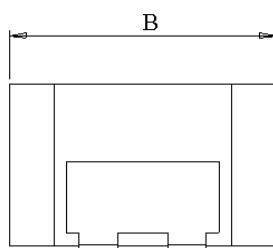
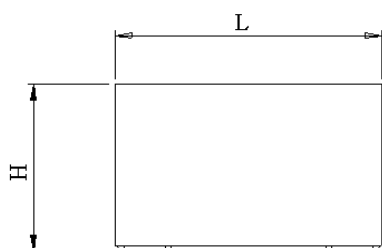
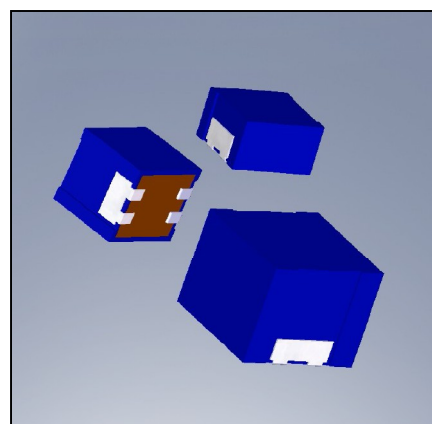
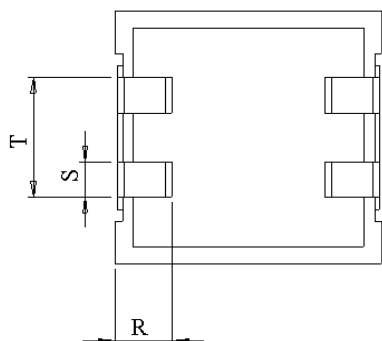
HJJ

30.04.2009

faisab5808.XLS

Power Electronics Capacitors

MKT 30-5.0 SMD K



Surface mount device - Self-extinguishing plastic housing
Dielectric metallized polyester - Epoxy resin sealing UL 94-V0

Parameter	Symbol	Value	Unit	Condition
Capacitance	C	5	μF	1 V / 1 kHz
Tolerance		± 10	%	
Rated voltage	Un DC	300	VDC	
Rated voltage	Un DC	50	VDC	at 125°C
Test Voltage	Ut DC	500	VDC	10s / 23°C
RMS current	I RMS max.			
Tangent delta	tg δ			
Equivalent serie resistance	ESR			
Stray inductance	ESL			
Insulation resistance	Ri			
Test voltage between terminals	U T1			
Climatic category				
Dimension	Symbol		Unit	Conditions
Width	B max	17	mm	
Height	H max	17	mm	
Length	L max	18.5	mm	
Terminals				
	R	2.25 \pm 0.25	mm	
	S	2 \pm 0.2	mm	
	T	7.0 \pm 0.2	mm	
	M1			
	MO			
Modification	Date	Visa émetteur		

Condensateurs CH 1400 Yverdon, Switzerland
Kondensatoren Tel.: ++41 24 445 66 88
Capacitors Fax: ++41 24 445 66 89

LeJanché
Capacitors
A FREUDEN & WÜLCHER COMPANY

FS

16.09.2009

capinfo@lcap.ch