

**Vorne** manufacturing improvement made easy



## XL Seamlessly Scales from Machine to Enterprise

One of the truly unique features of the [Vorne XL Productivity Appliance](#) is how easily it scales from a single machine to your entire enterprise. This is really important because it enables you to scale on your timeline - as your resources and your budget allow. The two most important elements of scalability are **incremental expansion** and **anytime integration**.

### Incremental Expansion


Our customers love that with XL they can expand at their own pace. Most start with a trial, then expand to similar assets in their department, then roll out to the plant, and then expand to other plants. This enables them to expand as their budget allows and as their XL experience and confidence grow. It increases flexibility and reduces risks tremendously.
















































- Want to monitor another machine? Add another XL.
- Want to monitor a department or plant? Add more XLs.
- Want to monitor multiple plants? Add XL to your VLAN.

We call it **incremental expansion**. And it's all possible because of patented XL technology. Each XL seamlessly rolls up information from the others giving you a complete view of production. No servers. No software to install. No complex projects. Your data stays safe behind your firewalls. And every line gets a scoreboard. Simple. Effective. Powerful.

## All Production

**THIS SHIFT**   
Multiple Devices (Open)

Efficiency Overview   ACME     Built-In Page

Asset Name	Process State	Down Time	Efficiency	Target Count	Good Count
 ACME	Multiple (6)	4:43:05	99.0%	43,576	43,120
 Los Angeles	Multiple (3)	0:49:20	102.3%	6,790	6,947
 Stamping	Multiple (3)	0:23:08	103.0%	4,836	4,982
 Stamping 1	 Running	0:03:13	105.4%	1,209	1,274
 Stamping 2	 Down	0:09:02	100.3%	1,209	1,213
 Stamping 3	 Running	0:00:00	107.2%	1,209	1,296
 Stamping 4	 Running Slow	0:10:53	99.2%	1,209	1,199
 Painting	 Running	0:26:12	100.6%	1,954	1,965
 Paint Line 1	 Running	0:13:55	100.3%	977	980
 Paint Line 2	 Running	0:12:17	100.8%	977	985
 Chicago	Multiple (4)	1:45:56	99.4%	23,272	23,138
 Stamping	Multiple (4)	1:42:02	94.4%	15,432	14,561
 Stamping 1	 Running	0:10:36	102.4%	3,148	3,224
 Stamping 2	 Changeover	0:15:27	100.2%	4,568	4,575
 Stamping 3	 Running	0:19:37	91.9%	3,148	2,893
 Stamping 4	 Running Slow	0:56:22	84.7%	4,568	3,869
 Painting	Multiple (2)	0:03:54	109.4%	7,840	8,577
 Paint Line 1	 Running	0:03:54	109.4%	7,840	8,577
 Paint Line 2	 No Production	0:00:00	—	0	0
 New York	Multiple (3)	2:07:49	96.5%	13,514	13,035
 Stamping	Multiple (2)	1:58:31	94.2%	9,400	8,856
 Stamping 1	 Running	0:16:07	102.7%	2,418	2,484
 Stamping 2	 Running Poor Quality	1:26:17	74.5%	2,418	1,801
 Stamping 3	 Running	0:16:07	94.5%	2,418	2,284
 Stamping 4	 Meal/Break	0:00:00	106.6%	2,146	2,287
 Painting	Multiple (2)	0:09:18	101.6%	4,114	4,179
 Paint Line 1	 Running	0:06:01	100.9%	2,756	2,780
 Paint Line 2	 Running	0:03:17	103.0%	1,358	1,399

## Anytime Integration

Somewhere along the path to an enterprise deployment, integration to other systems inevitably becomes a focus. Some companies start early, while others prefer to wait until much later. Either way, XL supports a veritable alphabet soup of integration: ERP, PLC, SQL, MES, OPC, SMS. XL has been integrated:

- With dozens of applications
- At hundreds of customers

- Across thousands of assets

We call it **anytime integration**. The key is a set of integration tools developed by the [Vetii|GROUP](#) that can be used at any time to build bridges to other systems. Common integrations include starting XL part runs with ERP data, transferring job metrics to ERP systems, capturing down reasons from PLCs, and creating enterprise SQL reporting databases.



Choosing XL is even easier knowing that you are covered to enterprise scale. The next step is a webinar where I or one of my colleagues will show you XL, go over your application in detail, and answer your questions. **Why wait?**

[Book XL Webinar](#)

Dierik Rotsaert

Snr. consultant

0032/474/33.73.47

[info@tgm.be](mailto:info@tgm.be)

[www.tgm.be](http://www.tgm.be)

<https://trs-logiciel.fr/>

<https://oee-tracking.nl/>