

# Summer New Items 2018



# You should have been there!

## Celebrate the LGB anniversary year with us!

At Pentecost in 2018, we will celebrate the anniversary with the Pressnitz Valley Railroad in Jöhstadt. Look forward to exciting attractions and days of total adventure.

The plant in Hungary is also celebrating 25 years of production and manufacture of cars, locomotives, and products for our LGB brand!

Don't forget the Open House Day in Göppingen. In September of 2018, many exciting highlights and a big LGB celebration await you there.

We look forward to your visit!

Further information about the events can be found at:  
[www.lgb.com/50years](http://www.lgb.com/50years)



25 years of production in Győr

Open House Day in Göppingen

Anniversary with the Pressnitz Valley Railroad

## Editorial

Dear Märklin Fans,

We are starting off the summer season for 2018 full of zeal for model railroading and we are presenting you with concentrated model railroad fun on the following 32 pages.

We are also continuing our new MHI special series "Museum Locomotives" for all collectors with a splendid wine red specimen that is a tribute to the prototype of the E 19 12 in Nürnberg. No less interesting is the gem in H0 of the class 724 maintenance unit that has been realized in its gold yellow paint scheme as an inductive measurement car in loving detail and with a crew.

This year's anniversary "70 Years of Porsche Sports Cars" is also an occasion for a special series, and we are dedicating eight auto transport cars with excellent Porsche models to it.

Read more starting on page 13.

Our title locomotive comes into its own in an immensely impressive way on pages 16 and 17. For this steam locomotive giant in the Fifties version has been prototypically realized for model railroad layouts.

Many model highlights in H0, Z, and 1 Gauge are waiting to be discovered by you.

We hope you have a lot of fun discovering our Summer New Items for 2018.

**Your Märklin Team**

## Contents

MHI Exclusive H0.....	4
H0 .....	10
Start up Club .....	20
Märklin Magazin Annual H0 Car .....	21
Märklin Magazin Annual Z Gauge Car .....	21
MHI Exclusive Z Gauge .....	22
Z Gauge .....	22
1 Gauge .....	26
Explanations of Symbols .....	31
Index to the Item Numbers .....	31
Warranty Conditions .....	31
Imprint .....	32







# 3 in the Front and 5 in the Back



## 37110 Class 110.1 Electric Locomotive

The class E 10 (class 110) locomotives were anything but standardized. Although conceived as a standard design electric locomotive, these powerhouses surprised people with numerous differences and thus made these locomotives popular models for railroad fans.

**Prototype:** German Federal Railroad (DB) class 110.1 electric locomotive. Three lamps included at Locomotive End 1 and five lamps at Locomotive End 2. "Klatte" ventilation grills and one-piece engine room windows with rounded corners included. Continuous rain gutter not included. No skirting and buffer cladding. Ocean blue / ivory paint scheme. Road number 110 116-1. The locomotive looks as it did in 1982.

**Model:** The locomotive has an mfx+ digital decoder and extensive sound functions. It also has controlled high-efficiency propulsion. Four axles powered. Traction tires. Triple headlights and dual red marker lights change over with the direction of travel, will work in conventional operation, and can be controlled digitally. The headlights at Locomotive End 2 and 1 can be turned off separately in digital operation. When the headlights at both ends are turned off, then the "Double 'A' Light" function is on at both ends. Maintenance-free warm white and red LEDs are used for the lighting. The pantographs can be raised and lowered as a separate digital function. The locomotive has separately applied metal grab irons. There is a locomotive figure in Cab 1. Length over the buffers approximately 18.9 cm / 7-7/16".


### Highlights:

- **Prototypical tooling changes such as different lamp arrangement and one-piece engine room windows with rounded corners.**
- **Pantographs that can be raised and lowered, digitally controlled.**
- **mfx+ digital decoder.**

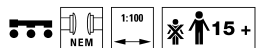
One-time series.

Digital Functions	CU	MS	MS 2	CS 1	CS 2-3	CS 2-3
Headlight(s)						Warning announcement
Pantograph control						Station Announcements
Electric locomotive op. sounds						Station Announcements
Locomotive whistle						Train radio
Pantograph control						Doors Closing
Sound of squealing brakes off						Operating sounds
Headlight(s): Cab2 End						Operating sounds
Whistle for switching maneuver						Blower motors
Headlight(s): Cab1 End						Blower motors
Direct control						Sound of Relays Clicking
Blower motors						
Conductor's Whistle						
Compressor						
Letting off Air						
Sanding						
Switching maneuver						

*Different lamp arrangements included*







## 42999 "Auto Train" Car Set

**Prototype:** German Federal Railroad (DB) type Bcm 243 slumber coach, two type WLABsm 166 sleeping cars, and a type DDm 915 auto transport car. The cars look as they did starting in 1981.

**Model:** The auto transport car is loaded with 6 model autos from the firm. Total length over the buffers approximately 107.5 cm / 42-5/16". DC wheel set E700580.

One-time series.



**Note:** The images are samples. The colors of the model autos may vary.



42999

37110

This model is being produced in a one-time series only for the Märklin Dealer Initiative (MHI). 5 years warranty on all MHI/Exclusiv items and club items (Märklin Insider and Trix Club) starting in 2012. See page 31 for warranty terms, age information, and warnings.

# Impressive Series!



## 39193 Class E 19.1 Electric Locomotive

**Prototype:** Class E 19.1 electric locomotive in a crimson basic paint scheme. Design in the museum version of the DB Museum in Nürnberg. Lettered as E 19 12 of the former German State Railroad (DR), Era II. The locomotive looks as it did in Eras II/VI.

**Model:** The locomotive has an mfx+ digital decoder and extensive sound functions. It also has controlled high-efficiency propulsion with a flywheel. 2 axles powered. Traction tires. Triple headlights and dual red marker lights change over with the direction of travel, will work in conventional operation, and can be controlled digitally. The headlights at Locomotive End 2 and 1 can be turned off separately in digital operation. The locomotive has the "Double ‚A‘ Light" function. Maintenance-free warm white and red LEDs are used for the lighting. The engineer's cabs and the engine room have interior details. A locomotive figure is included for installation in the cab. The locomotive body has numerous separately applied details. The locomotive has prototypical double arm pantographs. The locomotive running gear is finely detailed and has prototypical modelling of the quill drive wheels. The buffers are constructed of metal separately applied in convex and flat versions. A booklet gives information about the history of the locomotive. Length over the buffers 19.5 cm / 7-11/16".


### Highlights:

- **Highly detailed metal body with a glossy paint scheme.**
- **Locomotive figure included for installation in the cab.**
- **Booklet about the history of the locomotive included.**

2nd locomotive of a 5-part series of museum locomotives.

One-time series.

Digital Functions	CU	MS	MS 2	CS 1	CS 2-3	CS 2-3
Headlight(s)						Station Announcements
Pantograph Sounds						Doors Closing
Electric locomotive op. sounds						Sanding
Locomotive whistle						Sound of Couplers Engaging
Direct control						Rail Joints
Sound of squealing brakes off						
Headlight(s): Cab2 End						
Whistle for switching maneuver						
Headlight(s): Cab1 End						
Special Function						
Special Function						
Blower Drive						
Blower Drive						
Letting off Air						
Replenishing fuel						
Conductor's Whistle						



Lovingly modelled down to the details





### E 19 12 Museum Locomotive

*"The fast E 19 pulling FD express trains in five hours and 50 minutes from Munich to Berlin", read the euphoric announcement from the president of the Erfurt Region, Offenberg District, at that time for the opening of electric operation between Nürnberg and Saalfeld on May 13, 1939. The DRG had planned continuous electric operation between Munich and Berlin, the line Nürnberg – Halle being run at 150 km/h / 94 mph and between Halle and Berlin, the plan even being to reach a continuous speed of 180 km/h / 113 mph.*

*The DRG had two each test locomotives developed starting in 1937 by AEG (E 19 01 and 02) and by Henschel/SSW (E 19 11 and 12) for express train service on this main line. Both firms went back to the concept of the successful E 18, but all four E 19 units*

*were equipped with considerably more powerful motors, sturdier drive gear elements, as well as pilot wheels of larger diameter. The electrical part of both designs differed considerably. The AEG units had four newly developed AC series-wound motors and the SSW locomotives had four eight-pole double motors. In addition, the E 19 units had electric resistance brakes for running in test operation at speeds of up to 225 km/h / 141 mph. The four E 19 units were delivered between January 1939 and July 1940 with an exclusive, wine-red paint scheme. The outbreak of World War II however prevented extensive testing. After the end of the war, all four units remained in the western zones and were downgraded by the DB by the beginning of the Fifties to 140 km/h / 88 mph. Still, road number E 19 12 carried out extensive test runs after the electrification of the line Nürnberg – Regensburg, and on May 15, 1950 even pulled the opening train decorated and with*

*honored guests to Regensburg. With one exception, the E 19 units (starting in 1968: 119) spent their lives stationed at Nürnberg Main Station. Between 1968 and spring of 1970 these "Race Horses" had to shift their service to Hagen-Eckesey. From there, they went back to Nürnberg in 1970 in very poor condition where the staff was familiar with them and achieved better performance again thanks to good maintenance. Road number 119 011 was the first to be retired in 1975 due to transformer damage. The other three units also followed between 1977 and 1978. Two of the "Race Horses" were preserved for the future: Road number E 19 12 stands as a DB museum locomotive in the original wine red paint scheme in the Nürnberg Transportation Museum and the AEG museum locomotive, road number E 19 01 also in the original paint scheme is on loan to the German Technology Museum in Berlin.*



MHI Special Series: Museum Locomotives



37212



## 39957 Class 724 Powered Rail Car

**Prototype:** German Federal Railroad (DB) class 724 (former VT 95.9) railroad maintenance car as an inductive test car. Golden yellow basic paint scheme. Based at the signal maintenance facility in Wuppertal. Powered rail car road number 724 002-1. The unit looks as it did around 1980.

**Model:** The car has an mfx+ digital decoder and extensive sound functions. It also has controlled high-efficiency propulsion with a flywheel. 2 axles powered. Traction tires. The car has factory-installed interior lighting. The triple headlights and dual red marker lights change over with the direction of travel, will work in conventional operation, and can be controlled digitally. The headlights at both ends can be turned off separately in digital operation. The car has the double "A" light function. Maintenance-free warm white and red LEDs are used for the lighting. The car has interior details with several figures. There is an additional powered rail car driver in the cab. Length over the buffers 16 cm / 6-5/16".

### Highlights:

- Tooling variation based on the VT 95.9 rail bus.
- 6 Figures installed at the factory, including a powered rail car driver.

This model can be found in a DC version in the Trix H0 assortment under item number 22657.

One-time series.

Digital Functions	CU	MS	MS 2	CS 1	CS 2-3	CS 2-3
Headlight(s)						
Interior lights						Replenishing fuel
Diesel locomotive op. sounds						Sanding
Horn						
Direct control						
Sound of squealing brakes off						
Rear Headlights off						
Conductor's Whistle						
Front Headlights off						
Doors Closing						
Rail Joints						
Letting off Air						
Train radio						
Dialog						
Dialog						
Toilet being flushed						



Pure operating enjoyment:  
The set of figures is like having the original testing team







🚂 This model is being produced in a one-time series only for the Märklin Dealer Initiative (MHI). 5 years warranty on all MHI/Exclusiv items and club items (Märklin Insider and Trix Club) starting in 2012. See page 31 for warranty terms, age information, and warnings.

# Pure Power with Six Axles



## 37855 Class E 50 Electric Locomotive

**Prototype:** German Federal Railroad (DB) class E 50 heavy freight locomotive. Chrome oxide green basic paint scheme. The largest class of the standard design electric locomotives from the new construction program of the Fifties. Includes double lamps, multiple forced air vents, and a continuous rain gutter. Locomotive road number E 50 065. The locomotive looks as it did around 1962.

**Model:** The locomotive has an mfx+ digital decoder and extensive sound functions. It also has controlled high-efficiency propulsion with a flywheel, centrally mounted. 4 axles powered by means of cardan shafts. Traction tires. The triple headlights and dual red marker lights change over with the direction of travel, will work in conventional operation, and can be controlled digitally. The headlights at Locomotive End 2 and 1 can be turned off separately in digital operation. When the headlights are turned off at both ends, the double "A" light function is on. Maintenance-free

warm white and red LEDs are used for the lighting. The locomotive has separately applied metal grab irons on the sides and ends. The engineer's cabs and the engine room have interior details in relief. Brake hoses and coupler hoses are included as detail parts that can be mounted on the locomotive.

Length over the buffers 22.4 cm / 8-13/16".

### Highlights:

- **World of Operation mfx+ digital decoder and extensive operation and sound functions included.**
- **Warm white and red LEDs used for lighting.**
- **Locomotive includes a metal body.**

This model can be found in a DC version in the Trix H0 assortment under item number 22177.

Digital Functions	CU	MS	MS 2	CS1	CS2-3	CS2-3
Headlight(s)						Rail Joints
Electric locomotive op. sounds						Switching maneuver
Locomotive whistle						Pantograph Sounds
Direct control						Station Announcements
Sound of squealing brakes off						
Headlight(s): Cab2 End						
Whistle for switching maneuver						
Headlight(s): Cab1 End						
Compressor						
Letting off Air						
Blower motors						
Sound of Couplers Engaging						
Operating Sounds 1						
Sanding						
Conductor's Whistle						
Doors Closing						





# Indispensable in Local Freight Service



## 39227 Class E 94 Electric Locomotive


**Prototype:** German Federal Railroad (DB) class E 94 heavy freight train electric locomotive. Chrome oxide green basic paint scheme. Roof extension included. Locomotive road number E 94 062. The locomotive looks as it did around 1962.

**Model:** The locomotive has an mfx+ digital decoder and extensive sound functions. It has controlled high efficiency propulsion. 3 axles powered. Traction tires. The locomotive has an articulated frame to allow it to negotiate curves better. The triple headlights and dual red marker lights change over with the direction of travel, will work in conventional operation, and can be controlled digitally. The headlights at Locomotive End 2 and 1 can be turned off separately in digital operation. When the headlights are turned off at both ends, the double "A" light function is on. Maintenance-free warm white and red LEDs are used for the lighting. The locomotive has separately applied grab irons. Length over the buffers 21 cm / 8-1/4".

### Highlights:

- **World of Operation mfx+ digital decoder and extensive operation and sound functions included.**
- **Locomotive constructed mostly of metal.**

Digital Functions	CU	MS	MS 2	CS1	CS2-3	CS2-3
Headlight(s)						Operating Sounds 1
Sound of Couplers Engaging						Conductor's Whistle
Electric locomotive op. sounds						Doors Closing
Warning Sound						Compressor
Direct control						Blower motors
Sound of squealing brakes off						Operating Sounds 3
Headlight(s): Cab2 End						Station Announcements
Whistle for switching maneuver						Station Announcements
Headlight(s): Cab1 End						Warning announcement
Station Announcements						
Sanding						
Blower motors						
Blower motors						
Pantograph Sounds						
Brake Compressor						
Letting off Air						



# In Light Switching Service



## 26605 "Switching Service" Train Set

**Prototype:** German Federal Railroad (DB) class 323 (Köf II) diesel locomotive, one type Tbis 871 sliding roof / sliding wall car, and one type Kbs 443 stake car. The Köf II is in a reddish brown paint scheme and has an enclosed cab. Locomotive road number 323 781-5. The locomotive and cars look as they did in the mid-Seventies.

**Model:** The diesel locomotive has an mfx+ digital decoder and extensive sound functions. 2 axles powered. Track adhesion magnets are included for improved pulling power. The locomotive has Telex couplers front and rear that can be controlled separately in digital operation. Triple headlights and dual red marker lights change over with the direction of travel, will work in conventional operation, and can be controlled digitally. The headlights at Locomotive End 1 and 2 can be turned off separately in digital operation. When the switching range is activated or when the headlights at both ends are turned off, then the "Double ‚A‘ Light" function is on at both ends. The locomotive has separately applied metal grab irons. The sliding roof / sliding wall car has separately applied end platforms. The type Kbs car has a load and removable stakes. The stakes are included. Total length over the buffers approximately 39.5 cm / 15-9/16".

### Highlights:

- Köf includes an mfx+ digital decoder and extensive sound functions.
- Type Kbs car includes a load and removable stakes.

Digital Functions	CU	MS	MS 2	CS 1	CS 2-3
Headlight(s)					
Telex coupler on the rear					
Diesel locomotive op. sounds					
Horn					
Telex coupler on the front					
Direct control					
Headlight(s): Cab2 End					
Whistle for switching maneuver					
Headlight(s): Cab1 End					
Sound of squealing brakes off					
Switching maneuver					
Brake Compressor					
Replenishing fuel					
Train radio					
Coupler procedure for uncoupling					

*Extensive sound functions included*





# 70 Years of Porsche Sports Cars



PORSCHE

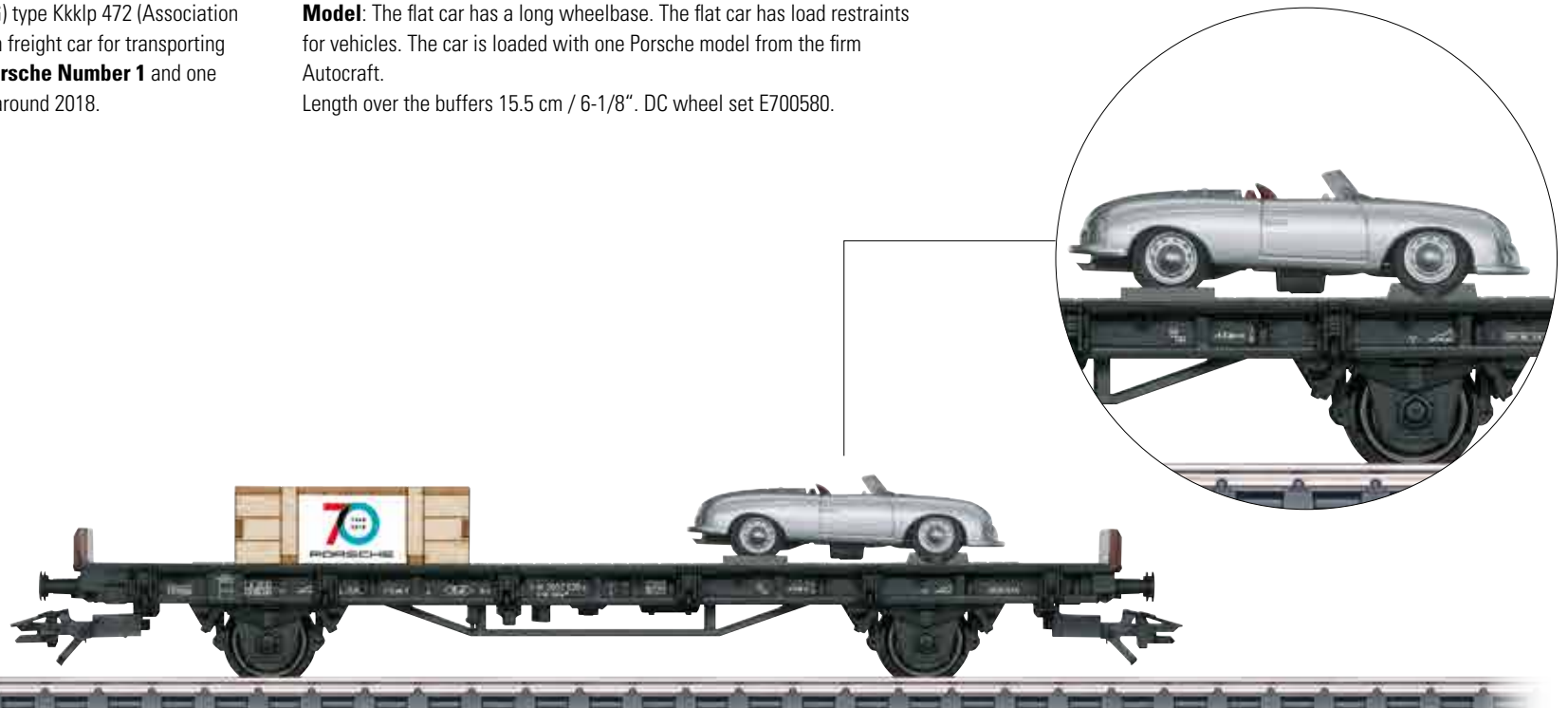
For 70 years, the sports cars of the Porsche marque have fascinated and thrilled fans and automobile enthusiasts around the world: On June 8, 1948, the Porsche No. 1 was approved in Gmünd. An occasion to celebrate this special anniversary of the marque appropriately also on model railroad rails.



## 45051 "70 Years of Porsche Sports Cars 1" Auto Transport Car

**Prototype:** German Railroad, Inc. (DB AG) type Kkklp 472 (Association design, former Sm 24) flat car, as an open freight car for transporting vehicles. Flat car is loaded with a one **Porsche Number 1** and one **transport crate**. The car looks as it did around 2018.

**Model:** The flat car has a long wheelbase. The flat car has load restraints for vehicles. The car is loaded with one Porsche model from the firm Autocraft. Length over the buffers 15.5 cm / 6-1/8". DC wheel set E700580.



# 70 Years of Porsche Sports Cars




## 45052 "70 Years of Porsche Sports Cars 2" Auto Transport Car

**Prototype:** German Federal Railroad (DB) type Sm Augsburg (Interchange design) flat car, as an open freight car for transporting vehicles. Flat car is loaded with a one **Porsche 356 A** and one **Porsche 550 Spyder**. The car looks as it did around 1955.

**Model:** The flat car has a long wheelbase. The flat car has load restraints for vehicles. The car is loaded with one Porsche model from the firm Schuco and one Porsche model from the firm Wiking. Length over the buffers 15.5 cm / 6-1/8". DC wheel set E700580.



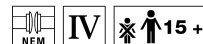
PORSCHE



## 45053 "70 Years of Porsche Sports Cars 3" Auto Transport Car

**Prototype:** German Federal Railroad (DB) type Sm 24 (Interchange design) flat car, as an open freight car for transporting vehicles. Flat car is loaded with a one **Porsche 911** and one **Porsche 904 GTS**. The car looks as it did around 1967.

**Model:** The flat car has a long wheelbase. The flat car has load restraints for vehicles. The car is loaded with one Porsche model from the firm Schuco and one Porsche model from the firm Wiking. Length over the buffers 15.5 cm / 6-1/8". DC wheel set E700580.



## 45054 "70 Years of Porsche Sports Cars 4" Auto Transport Car

**Prototype:** German Federal Railroad (DB) type Klp 472 (Interchange design, former Sm 24) flat car, as an open freight car for transporting vehicles. Flat car is loaded with a one **Porsche 928** and one **Porsche 911 RS 2.7**. The car looks as it did around 1972.

**Model:** The flat car has a long wheelbase. The flat car has load restraints for vehicles. The car is loaded with one Porsche model from the firm Herpa and one Porsche model from the firm Schuco. Length over the buffers 15.5 cm / 6-1/8". DC wheel set E700580.



45058

45057

45056

45055

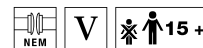




### 45055 "70 Years of Porsche Sports Cars 5" Auto Transport Car

**Prototype:** German Federal Railroad (DB) type Kkk1p 472 (Interchange design, former Sm 24) flat car, as an open freight car for transporting vehicles. Flat car is loaded with a one **Porsche 911 SC Cabrio** and one **Porsche 959**. The car looks as it did around 1986.

**Model:** The flat car has a long wheelbase. The flat car has load restraints for vehicles. The car is loaded with one Porsche model from the firm Wiking and one Porsche model from the firm Herpa. Length over the buffers 15.5 cm / 6-1/8". DC wheel set E700580.



### 45056 "70 Years of Porsche Sports Cars 6" Auto Transport Car

**Prototype:** German Railroad, Inc. (DB AG) type Kkk1p 472 (Interchange design, former Sm 24) flat car, as an open freight car for transporting vehicles. Flat car is loaded with a one **Porsche 993** and one **Porsche Boxter**. The car looks as it did around 1996.

**Model:** The flat car has a long wheelbase. The flat car has load restraints for vehicles. The car is loaded with two Porsche models from the firm Herpa. Length over the buffers 15.5 cm / 6-1/8". DC wheel set E700580.



### 45057 "70 Years of Porsche Sports Cars 7" Auto Transport Car

**Prototype:** German Railroad, Inc. (DB AG) type Kkk1p 472 (Interchange design, former Sm 24) flat car, as an open freight car for transporting vehicles. Flat car is loaded with a one **Porsche 996 4S** and one **Porsche 997 GT3 RS**. The car looks as it did around 2003.

**Model:** The flat car has a long wheelbase. The flat car has load restraints for vehicles. The car is loaded with one Porsche model from the firm Herpa and one Porsche model from the firm Schuco. Length over the buffers 15.5 cm / 6-1/8". DC wheel set E700580.



### 45058 "70 Years of Porsche Sports Cars 8" Auto Transport Car

**Prototype:** German Railroad, Inc. (DB AG) type Kkk1p 472 (Interchange design, former Sm 24) flat car, as an open freight car for transporting vehicles. Flat car is loaded with a one **Porsche 991 Targa 4S** and one **Porsche 918 WP**. The car looks as it did around 2013.

**Model:** The flat car has a long wheelbase. The flat car has load restraints for vehicles. The car is loaded with two Porsche models from the firm Schuco. Length over the buffers 15.5 cm / 6-1/8". DC wheel set E700580.



45054

45053

45052

45051

See page 31 for age information, and warnings.

# USA – Giant of the Fifties



## 39912 Class 3900 Steam Locomotive

**Prototype:** Union Pacific Railroad (UP) class 3900 “Challenger” heavy American freight steam locomotive, with a coal tender. Locomotive road number 3969. The locomotive looks as it did in the Fifties.

**Model:** The locomotive has an mfx+ digital decoder and extensive sound functions. Different operation sounds such as coal and water being replenished or the sounds of opening and closing the sliding windows and the ventilation hatch on the cab can be controlled digitally. The locomotive also has controlled high-efficiency propulsion with a flywheel, mounted in the boiler. 6 axles powered. Traction tires. The locomotive has an articulated frame enabling it to negotiate sharp curves. It also has Boxpok driving wheels. The headlight, backup light on the tender, and the number board and marker lights are maintenance-free, warm white LEDs. 2 smoke generators (7226) can be installed in the locomotive; the contacts for them are on constantly. The headlight, backup light on the tender, and the contact for the smoke unit will work in conventional operation and can be controlled digitally. The cab lighting and the number board and marker lights can be controlled separately in digital operation. There is a powerful speaker in the tender. An imitation coupler in a standard pocket can be mounted on the pilot at the front of the locomotive. There is a close coupling with a guide mechanism between the locomotive and tender. Steam lines on the front group of driving wheels are mounted to swing out and back with the cylinders. The locomotive has separately applied

metal grab irons. There are many other separately applied details. Figures of a locomotive engineer and fireman for the engineer’s cab are included. Length over the couplers 42.5 cm / 16-3/4”.

The locomotive comes in a wooden case.

### Highlights:

- Locomotive constructed mostly of metal.
- Many separately applied details.

**Notes for operating this locomotive:** The locomotive can be used on curved track with a radius of 360 mm / 14-3/16” or more, however we recommend larger radii. Due to the overhang of the long boiler, signals, catenary masts, bridge railings, tunnel portals, etc. must be installed for sufficient clearance on curves. The track must be well mounted due to the heavy weight of the locomotive. The locomotive can only be run through a turntable or transfer table.

This model can be found in a DC version in the Trix H0 assortment under item number 22940.



*The locomotive comes in a wooden case*



Products bearing “Union Pacific” are made under trademark license from the Union Pacific Railroad Company.







### 48436 "Ore Transport" Freight Car Set

**Prototype:** Three type Fad four-axle ore cars (Mineraliers). Privately owned cars, used on the French State Railways (SNCF). The cars look as they did starting in 2002.

**Model:** The cars have load inserts to look like ore. The cars have different car numbers and come individually packaged and marked. Length over the buffers per car approximately 12.8 cm / 5". DC wheel set E700580.







## 72794 Building Kit of the Kreuztal (Kn) Gantry-Style Signal Tower

**Prototype:** Kreuztal North gantry-style signal tower, situated on the Ruhr-Sieg route at the Kreuztal passenger station, an electro-mechanical signal tower built in 1931 and currently under historic preservation.

**Model:** This model is very intricate and detailed, precision laser cut with numerous details. The model's frame, interior, and superstructure are made of graphics card stock. Window material is included.

Signal tower dimensions: approximately 135 mm x 50 mm x 147 mm / 5-5/16" x 2" x 5-3/4" (L x B x H) H = ridge height.

### Highlights:

- Suitable for many eras (II-VI).
- Intricate, detailed model.



Back page

*Intricate, detailed model*



Front page



## 60974 Buffer Capacitor with Built-In Load Circuit for mLD3 and mSD3

This is a circuit board with 2 buffer capacitors with each 1 Farad for connection to the mLD3 und mSD3, item numbers 60972, 60975, 60976, and 60977. The buffer capacitor prevents light flickering and sound dropout from dirty track sections.



*Ideal Helper*

# Jim Button and Luke the engine driver



## 48618 Märklin Start up Club Annual Car for 2018

**Model:** This is a great freight car in a design for the theme "Jim Button and Luke the engine driver". The car has Relex couplers.

Length over the buffers 11.5 cm / 4-1/2".

DC wheel set E700580.

Annual model for members of the Märklin Start up Club and Märklin Insider Club.

The trip begins... The Start up Club Annual Car for 2018 in the Jim Button design to go with the other products from the theme world "Jim Button and Luke the engine driver".

One-time series.

### Highlights:

- Car in a custom design for the theme "Jim Button and Luke the engine driver".



## DIE REISE BEGINNT...



© (2018): Rat Pack Filmproduktion GmbH / Malao Film Inc. / Warner Bros. Entertainment GmbH  
www.jimknopf.de





## 48518 Märklin Magazin Annual Car in H0 for 2018

**Prototype:** Type Tad-u 961 four-axle dump car with a roof with hinged hatches. Privately owned car of the Märklin Magazin, Göppingen, used on the German Federal Railroad (DB). Brakeman's platforms included at the ends. The car looks as it did around 1990.

**Model:** All of the hinged hatches can be opened. Length over the buffers 13.3 cm / 5-1/4". DC wheel set E700280.

One-time series.



## 80828 Märklin Magazin Annual Car in Z Gauge for 2018

**Prototype:** Type Zans four-axle funnel-flow tank car. Privately owned car of the Märklin Magazin. The car looks as it did around 2018.

**Model:** The car body is made of highly detailed plastic and is finely imprinted. The car has black nickel-plated solid wheels. Length over the buffers 77.5 mm / 3-1/16".

One-time series.



# At a Speed of 300 down the Track



## 88715 ICE 3 406 MF High Speed Powered Rail Car Train



**Prototype:** German Railroad, Inc. (DB AG) class 406 InterCityExpress (ICE 3). Multiple system version for cross-border service. 1 type 406.0 end car, 1st class. 1 type 406.3 dining car. 1 type 406.8 intermediate car, 2nd class. 1 type 406.5 end car, 2nd class.



**Model:** The train is a 4-part unit. The intermediate car serving as a dining car has a new generation motor (motor with a bell-shaped armature). The air conditioning housings on the roof are modelled. Warm white and red LEDs are used for the headlights and marker lights that change over with the direction of travel. The two end cars and the 2nd class inter-



## 87715 ICE 3 406 MF Add-On Car Set 1

**Prototype:** 1 type 406.1 transformer car, 1st class, and 1 type 406.6 transformer car, 2nd class, both painted and lettered for the German Railroad, Inc. (DB AG).

**Model:** The set has 2 intermediate cars to add to the model of the ICE 3 powered rail car train (Märklin item number 88715 with 87716). Maintenance-free warm white LEDs are used for the lighting. The cars have

current-conducting special couplings and the models have been updated. Length 230 mm / 9-1/16".



88715

87715

88715



mediate car have lighting with maintenance-free warm white LEDs. The train has new current-conducting couplings and car diaphragms for a prototypical close coupled train. The minimum radius for operation is 195 mm / 7-11/16".  
Train length 465 mm / 18-5/16".

The 87716 and 87715 add-on sets can be added to 88715 for a prototypical 8-part train consist.

**Highlights:**

- **Motor with a bell-shaped armature.**
- **Air conditioning housings modelled on the roof.**
- **New close couplings and car diaphragms.**



**87716 ICE 3 406 MF Add-On Car Set 2**

**Prototype:** 1 type 406.2 power converter car, 2nd class, and 1 type 406.7 power converter car, 2nd class, both painted and lettered for the German Railroad, Inc. (DB AG).

**Model:** The set has 2 intermediate cars to add to the model of the ICE 3 powered rail car train (Märklin item number 88715 with 87715). Maintenance-free warm white LEDs are used for the lighting. The cars have

current-conducting special couplings and the models have been updated. Length 230 mm / 9-1/16".



87716

88715

This model is being produced in a one-time series only for the Märklin Dealer Initiative (MHI). 5 years warranty on all MHI/Exclusiv items and club items (Märklin Insider and Trix Club) starting in 2012. See page 31 for warranty terms, age information, and warnings.

# Motive Power with 360 HP



## 88771 Class 103 Diesel Locomotive

**Prototype:** East German State Railroad (DR) class 103 (former V 36) diesel locomotive in a green/red paint scheme in Era IV.

**Model:** The frame and body are largely constructed of metal. The locomotive has a motor with a bell-shaped armature. All axles powered. The

triple headlights and dual red marker lights change over with the direction of travel. Maintenance-free warm white LEDs are used for the lighting. The locomotive has a high level of detailing and includes a finely done extensive paint scheme and lettering. Length over the buffers approximately 42 mm / 1-5/8".

### Highlights:

- Motor with a bell-shaped armature.
- Warm white LED headlights.
- Frame and body constructed of metal.



## 82802 "DR" Hopper Car Set

**Prototype:** 5 German State Railroad (DR) type 00tu 6778 hopper cars, as they looked at the start of Era IV.

**Model:** The set has 5 type 00tu four-axle hopper cars. The car bodies are made of plastic and are prototypically lettered. The cars have close coupler hooks and solid wheels. Length over the buffers approximately 235 mm / 9-1/4".



82802

88771





### **89601 Building Kit of the Kreuztal (Kn) Gantry-Style Signal Tower**

**Prototype:** Kreuztal North gantry-style signal tower, situated on the Ruhr-Sieg route at the Kreuztal passenger station, an electro-mechanical signal tower built in 1931 and currently under historic preservation.

**Model:** This model is very intricate and detailed, precision laser cut with numerous details. The model's frame, interior, and superstructure are made of graphics card stock. Window material is included.

Signal tower dimensions: approximately 135 mm x 50 mm x 147 mm / 5-5/16" x 2" x 5-3/4" (L x B x H) H = ridge height.

**Highlights:**

- **Suitable for many eras (II-VI).**
- **Intricate, detailed model.**



Back page



Front page

See page 31 for age information, and warnings.

# Sturdy and Reliable



## 55382 Class 38.10-40 Steam Locomotive

**Prototype:** German State Railroad Company (DRG) class 38.10-40 steam locomotive with a box-style tender and Wagner smoke deflectors. Former Prussian P8. Road number 38 1791, RTbd. Schwerin, Bw Schwerin, assigned to Schwerin.

**Model:** The locomotive has a frame, superstructure, tender, and applied parts constructed mostly of metal. This is a highly detailed model with many separately applied parts and a detailed engineer's cab. The buffer warning stripes are modelled on the locomotive. The locomotive has an mfx digital decoder, controlled high efficiency propulsion, and a sound generator with operating sounds synchronized with the wheels as well as extensive sound functions. It can be operated with AC power, DC power, Märklin Digital, and DCC. 3 axles powered. The locomotive has a built-in smoke unit with smoke exhaust and cylinder steam synchronized with the wheels. The dual headlights have a light color correct for the era and change over with the direction of travel. The headlights and the smoke generator will work in conventional operation and can be controlled digitally. Maintenance-free, warm white LEDs are used for the lighting. The locomotive has engine cab and firebox lights. The locomotive has a reproduction of the prototype coupler on the front and a system coupler on the rear of the tender. An accessory package with a reproduction of the prototype coupler, a claw coupler, a figure of a locomotive engineer and a fireman is included with the locomotive. Minimum radius for operation 1,020 mm / 40-3/16". Length over the buffers 58.1 cm / 22-7/8".

### Highlights:

- **Highly detailed metal construction of die-cast zinc with separately applied spun brass parts.**
- **A smoke generator with smoke exhaust and cylinder steam synchronized with the wheels included.**
- **Operating sounds synchronized with the wheels and controlled by the load.**
- **Smoke box door with many original details can be opened.**
- **Headlights with a light color correct for the era and warm white LEDs.**
- **Two-color fire box flickering light.**
- **Running gear lights included.**
- **Engine cab lighting included.**
- **mfx decoder for operation with AC power, DC power, Märklin Digital, and DCC.**



Locomotive engineer and fireman in action

Digital Functions	CU	MS	MS 2	CS 1	CS 2-3
Headlight(s)					
Smoke generator					
Steam locomotive op. sounds					
Locomotive whistle					
Direct control					
Engineer's cab lighting					
Sound of coal being shoveled					
Bell					
Whistle for switching maneuver					
Sound of squealing brakes off					
Letting off Steam					
Running gear lights					
Water Pump					
Generator Sounds					
Injectors					
Grate Shaken					







## 55292 Class E 44 Electric Locomotive

The German State Railroad (DRG) had a great success with the E 44. This locomotive had power trucks but no pilot wheels and quickly developed into an “All Purpose Weapon” that turned in the best results in light and medium duty service. This did not change on DB up to the start of the Sixties. This model of road number E 44 046 from the Breslau District is presented in the prime of its years, as it looked in the “Blue Gray” basic paint scheme around 1936.

**Prototype:** German State Railroad (DRB) class E 44 passenger locomotive. The locomotive looks as it did around 1936 in blue gray. Road number E 44 046, Rbd. Breslau, assigned to Breslau.

**Model:** The locomotive is constructed of metal with applied plastic parts. It has an mfx digital decoder, controlled high-efficiency propulsion, and a sound effects generator. The locomotive can be operated with AC, DC, Märklin Digital, and DCC. It has 2 powerful motors. 2 axles powered. The locomotive has warm white LED headlights that will work in conventional operation and can be controlled digitally. Red marker lights can be turned off. The wheel treads have been refined.

The locomotive has individually digitally controlled Telex couplers at both ends that can be replaced by reproduction prototype couplers. Reproduction prototype couplers are included with the locomotive. The engineer’s cabs have interior details, interior lighting that can be controlled, and doors that can be opened. The locomotive has separately applied metal grab irons. It also has sprung buffers. Different sound functions can be activated such as the locomotive whistle, running sound, compressed air being released, and the clicking of the relay.

Length over the buffers 47.8 cm / 18-13/16”.

### Highlights:

- Digitally controlled Telex couplers at both ends.
- Cab lighting.
- Sprung buffers.
- Warm white LED headlights.
- Red marker lights that can be controlled.
- Different sound functions.
- Cab doors that can be opened.

Digital Functions	CU	MS	MS 2	CS 1	CS 2-3
Headlight(s)					
Pantograph Sounds					
Electric locomotive op. sounds					
Sanding					
Engineer’s cab lighting					
Telex coupler on the front					
Front Headlights off					
Telex coupler on the rear					
Rear Headlights off					
Sound of squealing brakes off					
Direct control					
Main Relay					
Locomotive whistle					
Letting off Air					
Compressor					
Sound of Relays Clicking					







144 021-3





## 55291 Class 144 Electric Locomotive

**Prototype:** German Federal Railroad (DB) class 144 passenger locomotive. The locomotive looks as it did around 1979 in the “Ocean Blue / Ivory” basic paint scheme. Road number 144 021-3, Bw Stuttgart, BD Stuttgart, assigned to Stuttgart.

**Model:** All other information can be found in the model description for 55292.



## 55293 Class 144 Electric Locomotive

**Prototype:** German Federal Railroad (DB) class 144 passenger locomotive. The locomotive looks as it did around 1983 in chrome oxide green. Road number 144 025-4, Bw Rosenheim, BD München, assigned to Rosenheim.

**Model:** All other information can be found in the model description for 55292.





## 58272 Type Rlmms 56 Stake Car

**Prototype:** German Federal Railroad (DB) type Rlmms 56. Used for freight not susceptible to moisture.

**Model:** The body comes on a standard frame with truss rods. The wheels have dark nickel-plated treads. The stakes can be removed and are included. The minimum radius for operation is 600 mm / 23-5/8". Length over the buffers 31.5 cm / 12-1/2".



## 58274 Type Kbs 443 Stake Car

**Prototype:** German Federal Railroad (DB) type Kbs 443. Used for freight not susceptible to moisture.

**Model:** The body comes on a standard frame with truss rods. The wheels have dark nickel-plated treads. The stakes can be removed and are included. The minimum radius for operation is 600 mm / 23-5/8". Length over the buffers 31.5 cm / 12-1/2".







## 47690 Type Lgnss Container Transport Car

**Prototype:** Type Lgnss container transport car. "Traffic Red" basic paint scheme in a fictitious design as a privately owned car. Loaded with 2 each 20-foot box containers. The car looks as it did around 2017.

**Model:** The transport car has a prototypical partially open floor. It also has separately applied axle journals. It is loaded with two 20-foot box containers with different registration numbers. The containers are removable and can be stacked.

Length over the buffers 19.1 cm / 7-1/2".

DC wheel set E700580.

### Highlights:

➤ **Special model – only available in the Märklin Stores (Germany: Mainz, Essen, Stuttgart, Neustadt/Donau, Mühlheim/Main, Munich, Hamburg, Metzingen. Netherlands: Utrecht. Italy: Bergamo. Japan: Osaka).**

The class G 2000 BB diesel locomotive to go with this car can be found in the Märklin H0 assortment under item number 37217.

Limited edition. Exclusive series in 2018 for the Märklin Stores.

Item no.	Page	Item no.	Page
26605	12	55292	27
37110	4	55293	29
37217	32	55382	26
37855	10	58272	30
39193	6	58274	30
39227	11	60974	19
39912	16	72794	19
39957	8	80828	21
42999	5	82802	24
45051	13	87715	22
45052	14	87716	23
45053	14	88715	22
45054	14	88771	24
45055	15	89601	25
45056	15		
45057	15		
45058	15		
47690	31		
48436	18		
48518	21		
48618	20		
55291	29		



### Märklin MHI Guarantee conditions

When you buy these Märklin MHI products (these products are identified with the pictogram), the firm Gebr. Märklin & Cie. GmbH will also grant you independent of the legal, national warranty rights available to you in regard to your Märklin MHI specialty dealer as your contracting partner or your rights from product liability a manufacturer's warranty of 60 months from the date of purchase under the terms given below. This allows you independent of the location of the purchase the possibility to claim defects or malfunctions directly from the firm of Märklin as the manufacturer of the product. The Märklin manufacturer's warranty only applies to the technology of the models. Visual defects or incomplete products can be claimed within the framework of the warranty obligations of the seller of the product.

### Warranty Conditions

This warranty applies to Märklin assortment products and individual parts that are purchased by a Märklin MHI specialty dealer worldwide. Either the warranty form filled out in full by the Märklin MHI specialty dealer or the purchase receipt will serve as proof of purchase. We therefore recommend that this warranty form should be kept safe along with the purchase receipt. Contents of the Warranty /

Exclusions: This warranty includes as selected by the manufacturer correction of any possible defects at no charge or replacement of defective parts at no charge that can be proven to result from design, manufacturing, or material defects, including service performed that is linked to this situation. Other claims outside of the manufacturer's warranty are excluded.

### The terms of the warranty do not apply

- In the case of malfunctioning of the product due to wear and tear or in the case of parts that wear out in normal use.
- If the installation of certain electronic elements contrary to the manufacturer's specifications was carried out by individuals not authorized to do such installations.
- In the case of use of the product for a purpose other than that specified by the manufacturer.
- If the references and notes from the manufacturer in the operating instructions were not followed.
- Any and all claims arising from the warranty implied or otherwise or replacement for damages are excluded, if other makes of parts not authorized

by Märklin have been installed in Märklin products, and have hereby caused malfunctions or damages. The same applies to conversions that were carried out by neither by Märklin nor by repair centers authorized by Märklin. The irrefutable assumption that the aforementioned non-Märklin parts or conversions are the cause for the malfunction or damages works fundamentally in Märklin's favor.

- The warranty period is not extended by repair or replacement of the product covered under warranty. Warranty claims can be submitted directly to the seller or by sending the claimed item/part together with the warranty card or the proof of purchase and a summary of the defects directly to the firm Märklin. In accepting the product for repair, Märklin and the seller assume no liability for data or settings stored on the product by the consumer. Warranty claims sent shipping collect cannot be accepted.

Our address: Gebr. Märklin & Cie. GmbH • Reparatur-Service  
Stuttgarter Straße 55 - 57 • 73033 Göppingen • Germany  
E-mail: service@maerklin.de • Internet: www.maerklin.de

### Age Information and Warnings.



**WARNING!** Not suitable for children under 3 years. Sharp edges and points required for operation. Danger of choking due to detachable small parts that may be swallowed.



For adults only.



## 37217 Class G 2000 BB Diesel Locomotive

**Prototype:** Class G 2000 BB Vossloh heavy diesel locomotive with symmetrical cabs. Locomotive in a fictitious black basic paint scheme as a private railroad locomotive. Locomotive road number 2018. The locomotive looks as it did in around 2017.


**Model:** The locomotive has an mfx+ digital decoder and extensive sound and light functions. It also has controlled high-efficiency propulsion with a flywheel, centrally mounted. All 4 axles powered by means of cardan shafts. Traction tires. The triple headlights and dual red marker lights change over with the direction of travel, will work in conventional operation, and can be controlled digitally. The headlights at Locomotive Ends 2 and 1 can be turned off separately in digital operation. When the headlights are off at both ends, the double "A" light function is on at both ends. The cabs have lighting and it can be controlled separately at both ends in digital operation. Maintenance-free warm white and red LEDs are used for the lighting. The locomotive has many separately applied details. The side handrails on the frame are constructed of metal. The locomotive has detailed buffer beams. Brake hoses that can be mounted on the end of the locomotive are included. End covers are included and can be mounted on the buffer beam. Length over the buffers 20 cm / 7-7/8".

### Highlights:

- **Model comes with collector's display case and a certificate of authenticity.**
- **Special model – only available in the Märklin Stores (Germany: Mainz, Essen, Stuttgart, Neustadt/Donau, Mühlheim/Main, Munich, Hamburg, Metzingen. Netherlands: Utrecht. Italy: Bergamo. Japan: Osaka).**
- **Frame and parts of the body constructed of metal.**
- **Cab lighting can be controlled separately in digital operation.**

Limited edition. Exclusive series in 2018 for the Märklin Stores.

Digital Functions	CU	MS	MS 2	MS 1	CS 1	CS 2-3	CS 2-3
Headlight(s)							Sound of Couplers Engaging
Engineer's cab lighting							Operating sounds
Diesel locomotive op. sounds							Conductor's Whistle
Warning Sound							Switching maneuver
Engineer's cab lighting							"Switcher Double "A" Light"
Sound of squealing brakes off							
Headlight(s): Cab2 End							
Whistle for switching maneuver							
Headlight(s): Cab1 End							
Direct control							
Sanding							
Sound of Couplers Engaging							
Blower motors							
Letting off Air							
Operating sounds							
Replenishing fuel							



**Gebr. Märklin & Cie. GmbH**  
**Stuttgarter Straße 55–57**  
**73033 Göppingen**  
**Germany**

[www.maerklin.de](http://www.maerklin.de)

**Service:**  
**Telephone: 650-569-1318**  
**E-mail: [digital@maerklin.com](mailto:digital@maerklin.com)**

We reserve the right to make changes and delivery is not guaranteed. Pricing, data, and measurements may vary. We are not liable for mistakes and printing errors.

Prices are current as of the print date for this catalog – we reserve the right to change prices between years – prices are in effect until the release of the next price list / next catalog. Some of the images are hand samples, retouched images, and renderings. The regular production models may vary in details from the models shown.

**If these edition of the presentation book does not have prices, please ask your authorized dealers for the current price list.**

All rights reserved.  
 Copying in whole or part prohibited.

A current explanation of the pictograms can be found on the Internet at [www.maerklin.de](http://www.maerklin.de) or in the current Märklin main catalog.



© Copyright by Gebr. Märklin & Cie. GmbH.

Printed in Germany.

**319800 – 04 2018**

Visit us:  
[www.facebook.com/maerklin](http://www.facebook.com/maerklin)