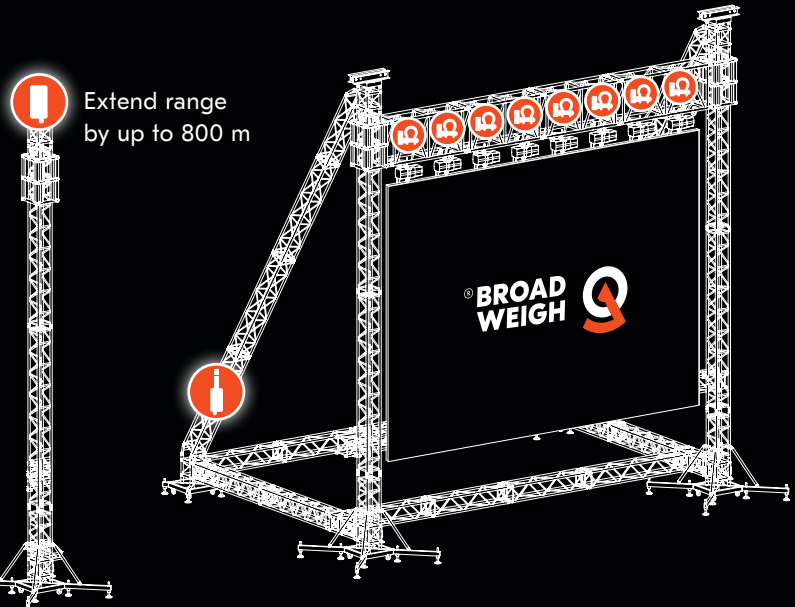
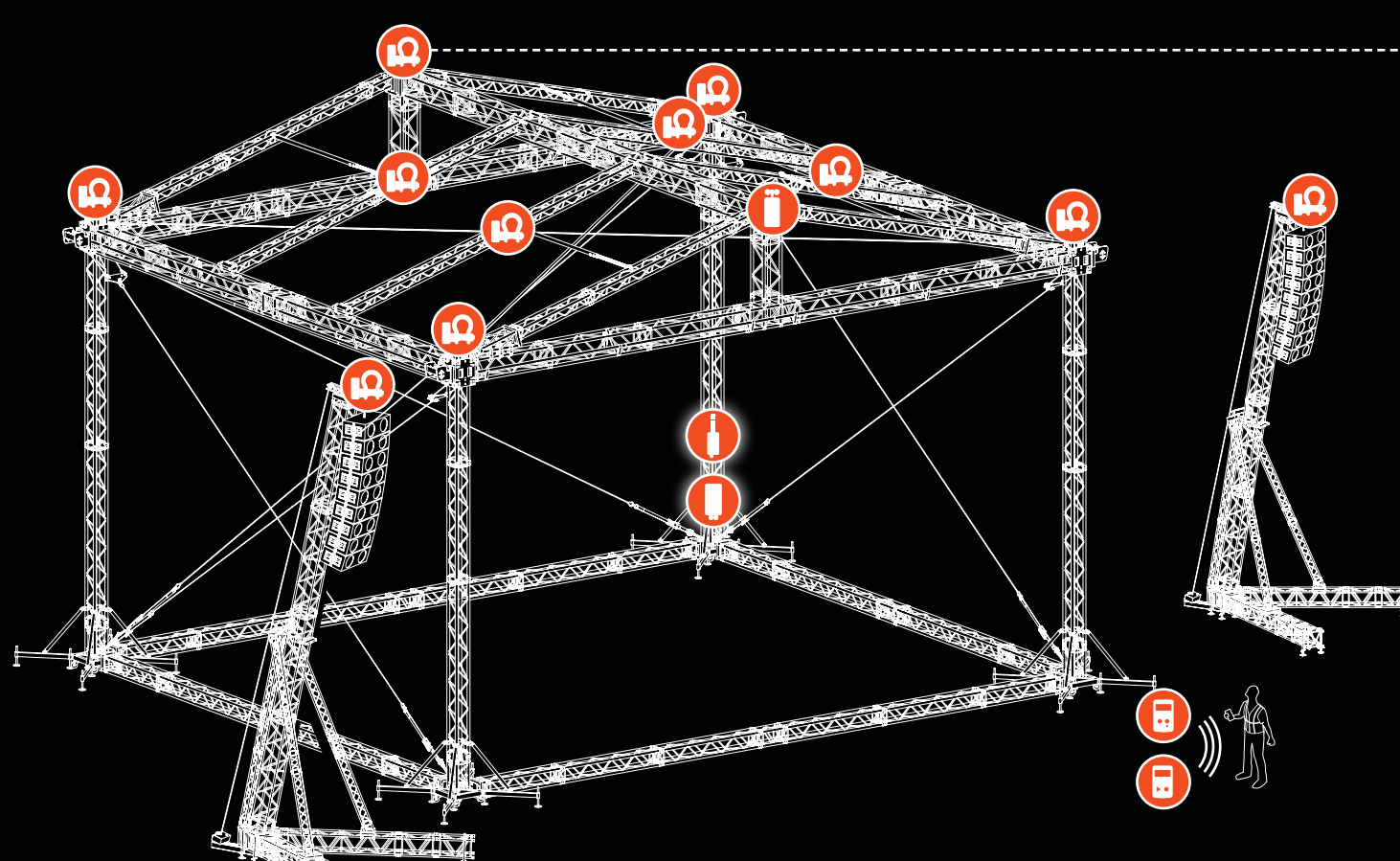


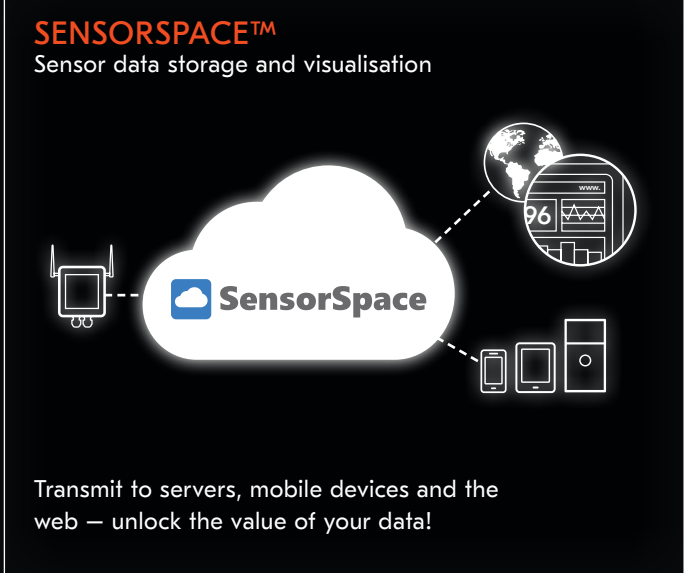
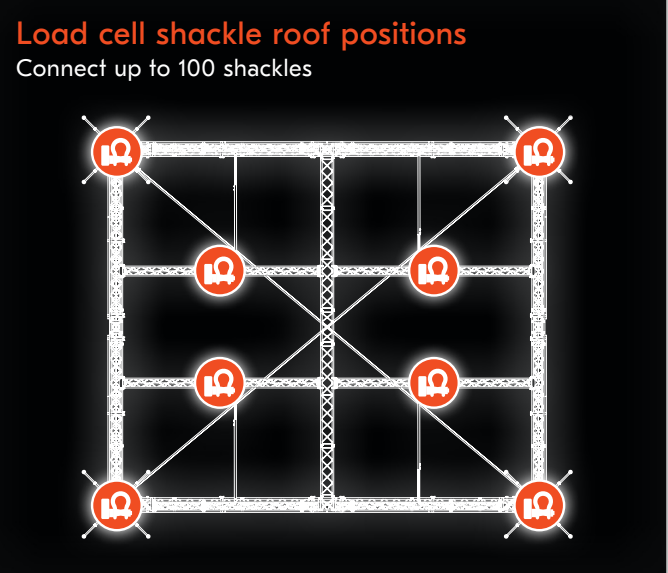
# BROAD WEIGH® WIRELESS 2.4 GHz MODULAR ECOSYSTEM

One to Many, Many to One

<b>Sensors</b>			<b>Software</b>	<b>Base stations</b>			<b>Handhelds</b>		<b>Accessories &amp; transportation</b>				
Load Shackle BW-S325	TwistLink Load Shackle BW-S475-TL	Wireless Anemometer BW-WSS	Toolkit & Logging Software BW-LOG100	USB Dongle Base Station BW-BSD	Base Station Interface BW-BSI	USB Base Station BW-BSue	Handheld Display BW-HR	Advanced Display BW-HA	Warning Module BW-WM1	Active Repeater BW-AR	Relay Module BW-RM1	Flight Case A	Flight Case B



"We can't say enough great things about Broadweigh. It is wireless, dependable, intuitive, accurate, cost effective and removes all the objections we've faced in using load cells. Having Broadweigh on tour has become one of the best tools we have."  
Chris Wilson, Head Rigger for Starboy World Tour



**Discover Broadweigh Bluetooth®**

Our Bluetooth® system sends data straight to your **iOS** or **Android** device, bringing affordable wireless load monitoring to smaller scale rigging applications.

Compared to the original 2.4GHz Broadweigh® it delivers:

- Simpler, lower cost system
- Sends (multi-point real-time) data straight to your smart device
- Shorter range
- Transmits up to 90 m (compared to 800 m)
- A maximum of 12 load shackles (compared to 100)

Discover more at:  
[broadweigh.com/bluetooth-wireless-load-monitoring](http://broadweigh.com/bluetooth-wireless-load-monitoring)

Bluetooth®

Download on the App Store | GET IT ON Google Play

Truss structure images reproduced with kind permission of PROLYTE: www.prolyte.com