

Technical data sheet - Espace 628T



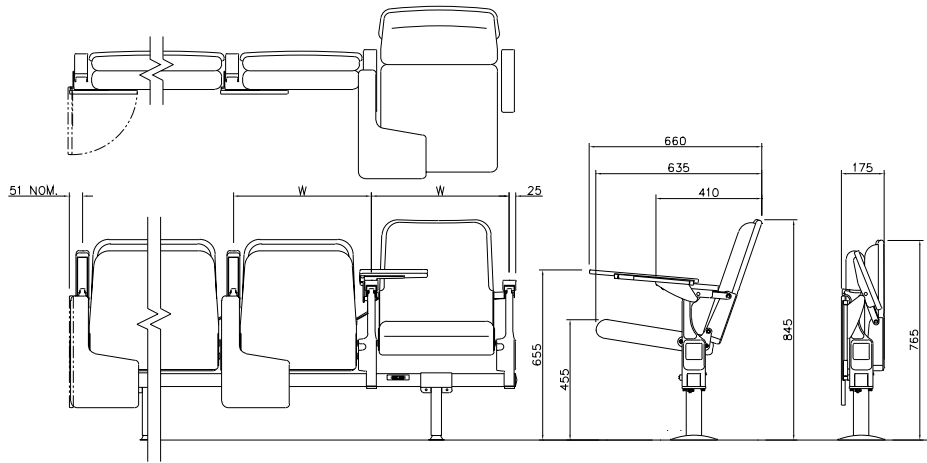
Description

Designed for both fixed seating and telescopic platform installations, the Espace 628T is ideal for multipurpose conference, lecture and educational facilities. With a unique tipping action, the chair has extremely compact dimensions when closed, creating wide, safe seatways. The writing tablet folds away when not in use, allowing the seating to be used for a wide variety of functions, from formal lectures to conferences and shows.

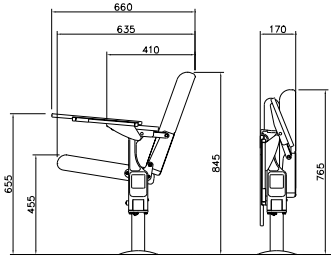
Features

- Anti-panic tablet system - the tablet returns automatically to its rest position when the seat is vacated
- Self tipping design, the backrest acts as a counterweight
- Optional protective plastic outer back panels for superb wear resistance
- Nylon bushes/spacers avoid metal-to-metal contact
- Compact dimensions in closed position

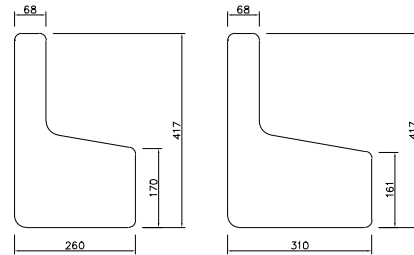
Photographs: Top Row: 628T with semi-rigid polyurethane arm and melamine writing tablet. Second Row: Fully upholstered model with custom foot detail; 628T with plastic panel to back. Please note: Second row photos show chairs with timber armrests (previous standard specification).



Plastic protection panel to outer back. Available with timber (628T.11) or sprung (628T.10) seat core.



Available with timber (628T.01) or sprung (628T.00) seat core. All drawings show beam mounted (tread fixed) chair. Height measurements are taken at seat centre. All dimensions are nominal.



The larger size tablet can only be used with fixed chairs over 840mm row depth. For all other applications the standard size tablet will be used.

Seat widths

628T.00/01: 500, 510, 520, 530, 540, 550mm

628T.10/11: 510, 530, 550mm

Fixing methods

Beam mounted (tread or riser fixed), fold-down (for TX Telescopic Platforms) or matrix (for flat floor configurations).

Telescopic System Parameters

When mounted on a telescopic (retractable) system:

Minimum row depth = 800mm (850mm recommended for comfort or if platforms have front fascias)

Minimum row rise = 280mm (add 20mm for a timber back)

Options and accessories

- Seat damper for soft action seat closing
- Timber outer back
- Protective plastic outer back
- Seat numbers
- Aisle letters
- High back version - see separate datasheet

Specification

Seat

50mm polyurethane CMHR/CME foam on 12mm plywood core (628T.01/11) OR sprung core (628T.00/10), all fully upholstered in fabric to customer choice and availability,

Backrest

45mm polyurethane fabricated CMHR/CME foam on 12mm thick preformed plywood, upholstered in fabric to customer choice and availability. Protection panel to the outer back (628T.10/11) is injection moulded black polypropylene.

Chair frame

Die cast one piece aluminium arm stanchion incorporating seat pivot assembly clamped to 50 x 50 x 2.5mm steel tube cross beam. Frame finish: epoxy powder coat, matt black RAL 9005.

Armrest and Writing Tablet

Armrest in black semi-rigid polyurethane foam. Pressed steel bracket in epoxy powder coat, black RAL 9005. Tablet in 16mm birch plywood with melamine finish, colour: Windsor Oak. Edges in natural plywood with oiled finish.

Seat tip up mechanism

Counterweight tip up.

Tube end plugs

Injection moulded low density polyethylene.

Standards

Strength and stability

The chair satisfies the requirements of BS EN 12727:2000.

Flammability

Upholstery fabric and foam comply with BS 5852 1990 (sources BS EN 1021-1, 0; BS EN 1021-2, 1 and 5) or European or other standards as specified.