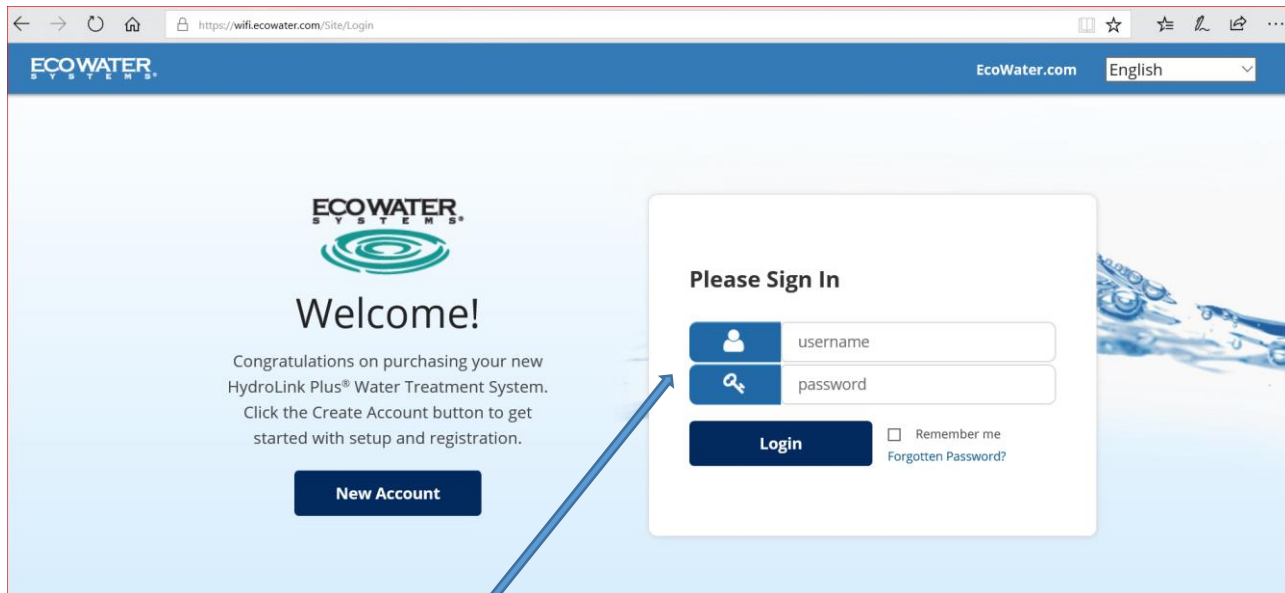
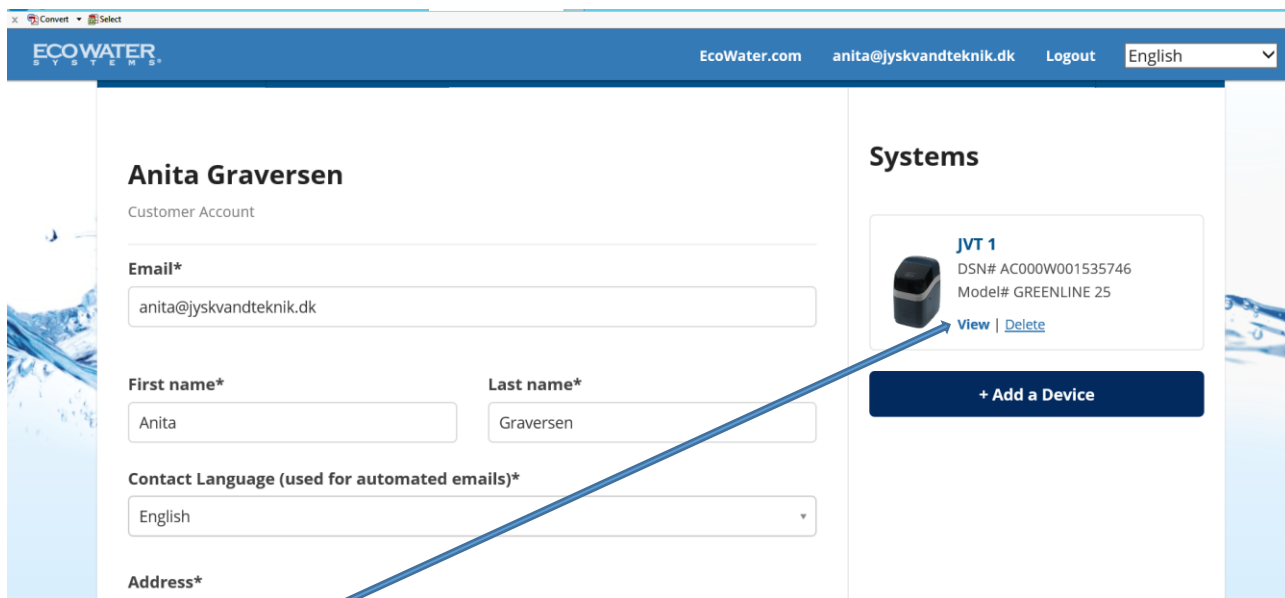


Ændring af tid på alarm for service (service overdue alerts)

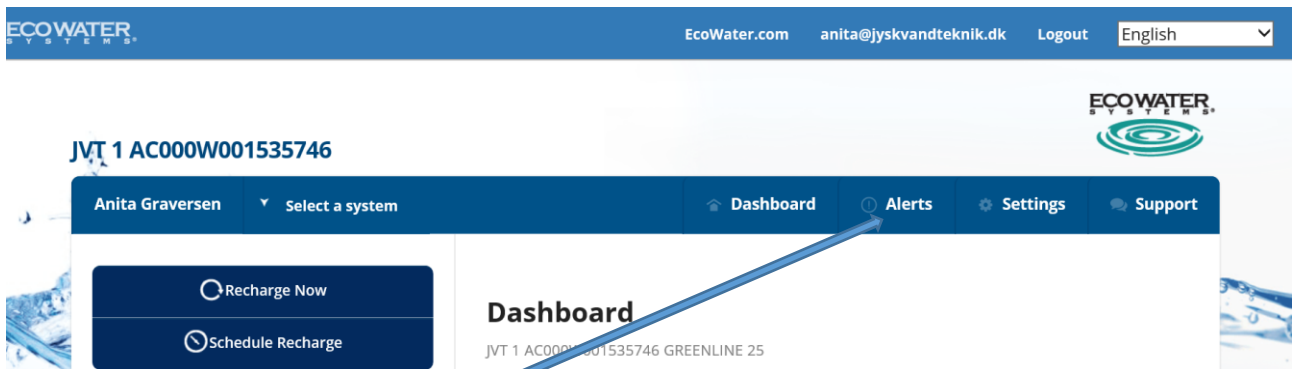
Gå på www.wifi.ecowater.com



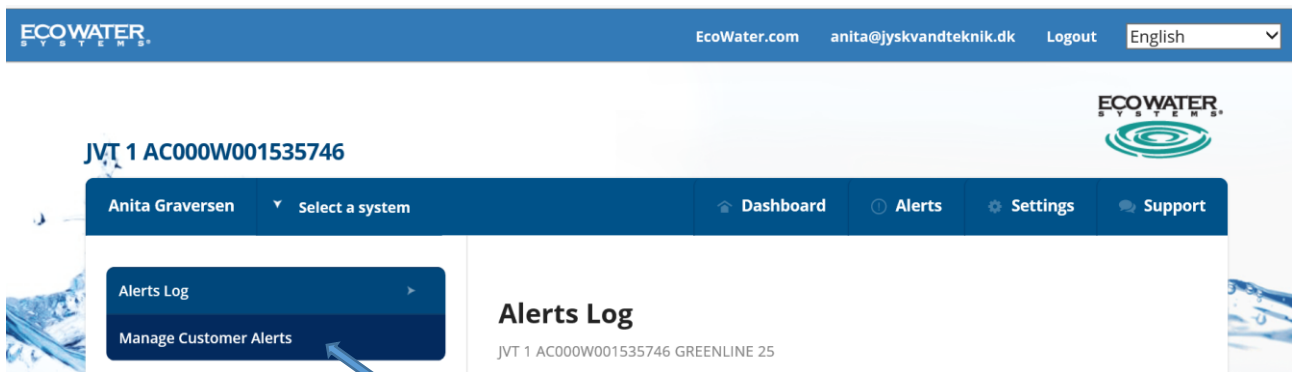
Log på med din mail adresse og det password du bruger på din app.



Klik på view



Derefter klik på alerts



Klik på manage Customer alerts

Niels Graversen JVT Select a system Dashboard Alerts Settings Support

Alerts Log
Manage Dealer Alerts

Manage Dealer Alerts

HNA 6 AC000W000243105 eVOLUTION 300 BOOST

Preferred Contact

In order to receive email or text message notifications about this system, you must enter a valid cell phone or email address. Check the boxes below to receive a text message or email when your system experiences the following situations.

Cell Phone(s) *

45 71924141

+1

* Required to receive text message alerts, and does not need to match the user account.

Email Address(es) ^

^ Required for email alerts, and does not need to match the user account.

Alert Preferences

Check the boxes below to receive a text message or email when your system experiences the following situations.

EMAIL TEXT **Low Salt Warning**
 Receive notifications when your system is running low on salt.

Low Salt Trip Level: (Days)

Off 20 120

EMAIL TEXT **Flow Monitor**
 Notifies you when water continuously flows through your system for an extended period of time.

Time (Minutes) Flow Rate (LPM)

20 0.4

EMAIL TEXT **Excessive Water Use**
 Notifies you when a higher than normal volume of water passes through the system.

Scroll helt ned i bunden af siden.

EMAIL TEXT **Error Messages**
Notifies you when an error has occurred with your system.

EMAIL TEXT **Service Reminder**
Notifies you when your system is due for service.

Type of Service Reminder
Service

Months Remaining Until Service Reminder
Off 24

EMAIL TEXT **System Lost Internet Connection**
Notifies you when your system is not connected to the internet.

Lost Connection Alert Threshold: (Minutes)
5 20

Save Changes

Her kan du se at service vil stå på off, derfor får du alarmer.

Træk nu curser op til det antal af måneder der er til du skal have service.

Klik derefter på save changes i bunden af siden.

Nu er ændringen trådt i kraft.