

PETER-HOLMBERG

LEADING IN GARDEN PRODUCTS

LEADING IN GARDEN PRODUCTS



førende grossist af have-træ, hytter, sommerhuse og andre haveprodukter. Vi gør stort set alt selv og garanterer derfor høj kvalitet, store lagerbeholdninger og hurtig levering. Vores 135 medarbejdere sørger for, at dette sker hver dag. Vi opererer i hele Europa med et internationalt netværk af autoriserede forhandlere.



VORES STYRKE

- Største lager i Europa
- Indkøbssteder i Europa og Asien
- Distribution center med 200.000 m² lager
 - Egne savværker inklusive impregnering under KOMO-certifikat
 - Egen automatiseret produktion af haveafskærmning
 - Egen betonfabrik
 - Mulighed for drop shipment i hele Europa



PREMIUM LOG CABINS

Dette katalog indeholder et eksklusivt udvalg af træhytter, der passer til Vort sortimentet, som findes i den almindelige katalog. Udvalget er blevet nøje sammensat. Fra side 83 og frem kan du finde muligheder og tilbehør til at fuldføre din træhytte. Kan du stadig ikke finde det, du leder efter? Så kan specialfremstillede være det perfekte alternativ.



KUNDE PRODUCERET HYTTER

Vi kan tilbyde en individuelt tilpasset træhytte, garage, chalet eller (lille) feriehus. Individuelt tilpassede løsninger kan laves i 28, 40, 44, 50, 58, 70 og 92 mm profillængder. Du laver en skitse af dine ønsker, og så vil vi trin for trin hjælpe dig med at realisere dit drømmeresultat. Bed din forhandler om eksempler på tidligere gennemførte projekter. Det er også muligt at tilpasse eksisterende modeller fra en af vores kataloger. Vi vil med glæde udarbejde et tilpasset tilbud til dig.





LOG CABIN MAYNOOTH



LOG CABIN BRIDGEND



5.1m²



7.1m²



10.6m²



28mm



4mm



LIANNE LOG CABIN

SPECIFICATIONS

Article no 40.7275

Wall thickness 28mm

Wood type untreated, planed spruce

Dimensions 300x200cm

Foundation dimensions 282x182cm

Ridge height approx. 208cm

Number of windows (fixed) 1

Glass single glass

Roof covering included Optional

Type of door single door

SURCHARGE ROOF COVERING

EPDM (incl. adhesive for 1-sided adhesion) (1)

Easy-roofing (3)

Roofing felt (1)

OPTIONAL TREATMENT

Carefree protect (4)

Impregnating liquid (to treat your log cabin yourself) (2)

Impregnation (pre-impregnate, see colors on the left) (1)

Stain (4)

OPTIONAL ACCESSORIES

Additional wall layer (1)

Aluminium roof trim set (1)

Anthracite aluminium roof trim set (1)

Bitumen Kit 0.31ltr (3)

EPDM Contact Adhesive Aerosol 0.75ltr (2)

Galvanised roof gutter set (1)

Glazing Sealant 0.29ltr (1)

Impregnated Floor Pack 18mm (3)

Impregnated Floor Pack 26mm (4)

Plastic roof gutter Set 100mm (1)

Plastic roof gutter set 65mm (1)

Round Terminal (1)

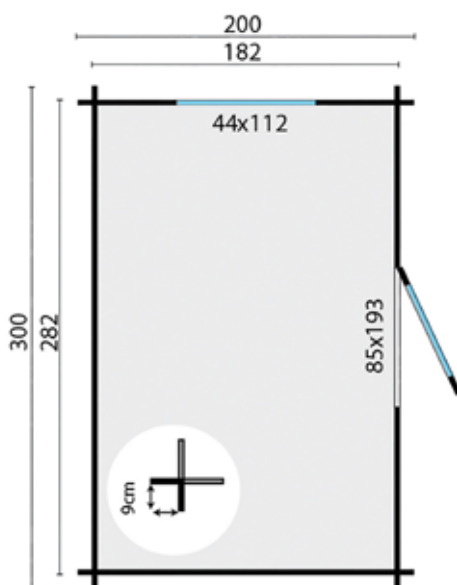
Standard pine foundation beam (4)

Standard plastic foundation beam (4)

Starter set 1 (1)

Wooden floor 18mm (3)

Wooden floor 26mm (4)



The side window can be positioned either left or right.

The basic model excludes roof covering and excludes home delivery. Please contact your dealer for the prices for roof covering, any optional extras and home delivery.

All options can be found from page 83 onwards. ►



8.8m²



10.8m²



19.8m³



28mm



4mm



UDEL LOG CABIN

SPECIFICATIONS

Article no 40.7198

Wall thickness 28mm

Wood type untreated, planed spruce

Dimensions 380x260cm

Foundation dimensions 362x242cm

Ridge height approx. 225cm

Number of windows (fixed) 1

Glass single glass

Roof covering included Optional

Type of door double door

SURCHARGE ROOF COVERING

EPDM (incl. adhesive for 1-sided adhesion) (1)

Easy-roofing (4)

Roofing felt (1)

OPTIONAL TREATMENT

Carefree protect (4)

Impregnating liquid (to treat your log cabin yourself) (2)

Impregnation (pre-impregnate, see colors on the left) (1)

Stain (4)

OPTIONAL ACCESSORIES

Additional wall layer (1)

Aluminium roof trim set (1)

Anthracite aluminium roof trim set (1)

Bitumen Kit 0.31ltr (3)

EPDM Contact Adhesive Aerosol 0.75ltr (2)

Galvanised roof gutter set (1)

Glazing Sealant 0.29ltr (1)

Impregnated Floor Pack 18mm (5)

Impregnated Floor Pack 26mm (7)

Plastic roof gutter Set 100mm (1)

Plastic roof gutter set 65mm (1)

Round Terminal (1)

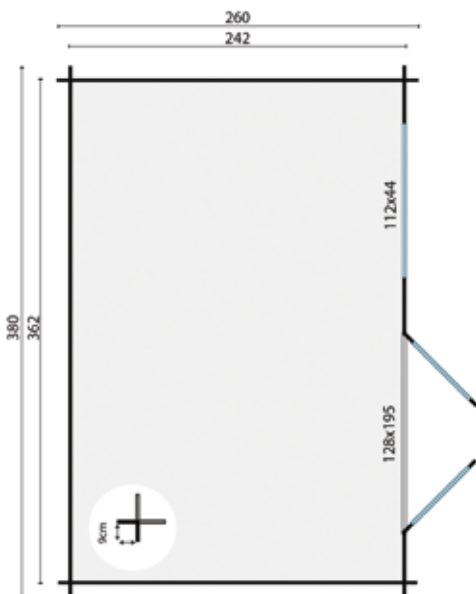
Standard pine foundation beam (4)

Standard plastic foundation beam (4)

Starter set 1 (1)

Wooden floor 18mm (5)

Wooden floor 26mm (7)



Doors and windows can be positioned both left and right.

The basic model excludes roof covering and excludes home delivery. Please contact your dealer for the prices for roof covering, any optional extras and home delivery.

All options can be found from page 83 onwards. ▶



13.4m²



17.3m²



30.2m²



28mm



4mm



ZUTPHEN LOG CABIN

SPECIFICATIONS

Article no 40.7195

Wall thickness 28mm

Wood type untreated, planed spruce

Dimensions 498x298cm

Foundation dimensions 480x280cm

Ridge height approx. 225cm

Number of windows (fixed) 2

Glass single glass

Roof covering included Optional

Type of door double door

SURCHARGE ROOF COVERING

EPDM (incl. adhesive for 1-sided adhesion) (1)

Easy-roofing (6)

Roofing felt (1)

OPTIONAL TREATMENT

Carefree protect (6)

Impregnating liquid (to treat your log cabin yourself) (3)

Impregnation (pre-impregnate, see colors on the left) (1)

Stain (6)

OPTIONAL ACCESSORIES

Additional wall layer (1)

Aluminium roof trim set (1)

Anthracite aluminium roof trim set (1)

Bitumen Kit 0.31ltr (4)

EPDM Contact Adhesive Aerosol 0.75ltr (3)

Galvanised roof gutter set (1)

Glazing Sealant 0.29ltr (1)

Impregnated Floor Pack 18mm (7)

Impregnated Floor Pack 26mm (10)

Plastic roof gutter Set 100mm (1)

Plastic roof gutter set 65mm (1)

Round Terminal (1)

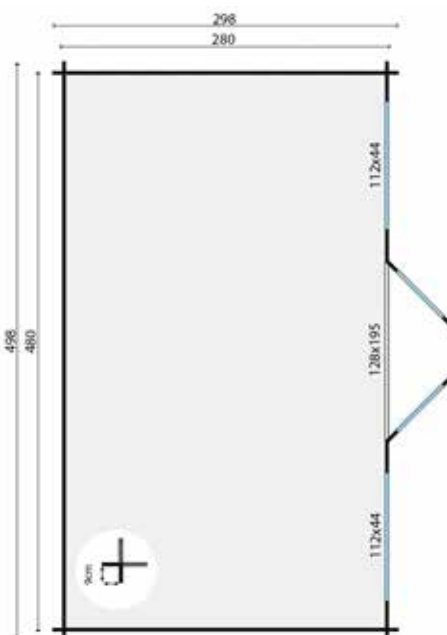
Standard pine foundation beam (6)

Standard plastic foundation beam (6)

Starter set 1 (1)

Wooden floor 18mm (7)

Wooden floor 26mm (10)



The basic model excludes roof covering and excludes home delivery. Please contact your dealer for the prices for roof covering, any optional extras and home delivery.

All options can be found from page 83 onwards. ▶



13.4m²
9.6m²



25.5m²



30.1m³



28mm



4mm



ETTEN-LEUR LOG CABIN

SPECIFICATIONS

Article no 40.7199
 Wall thickness 28mm
 Wood type untreated, planed spruce
 Dimensions 498x300cm
 Awning size 200cm
 Foundation dimensions 480x280cm
 Ridge height approx. 225cm
 Number of windows (fixed) 2
 Glass single glass
 Roof covering included Optional
 Type of door double door

SURCHARGE ROOF COVERING

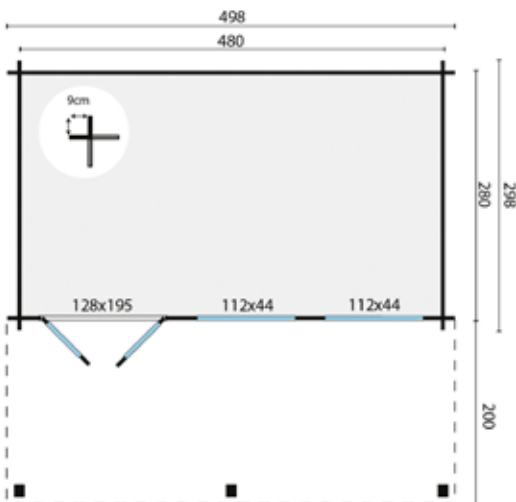
EPDM (incl. adhesive for 1-sided adhesion) (1)
 Easy-roofing (7)
 Roofing felt (1)

OPTIONAL TREATMENT

Carefree protect (6)
 Impregnating liquid (to treat your log cabin yourself) (3)
 Impregnation (pre-impregnate, see colors on the left) (1)
 Stain (6)

OPTIONAL ACCESSORIES

Additional wall layer (1)
 Aluminium roof trim set (1)
 Anthracite aluminium roof trim set (1)
 Bitumen Kit 0.31ltr (5)
 EPDM Contact Adhesive Aerosol 0.75ltr (4)
 Galvanised roof gutter set (1)
 Glazing Sealant 0.29ltr (1)
 Impregnated Floor Pack 18mm (7)
 Impregnated Floor Pack 26mm (10)
 Plastic roof gutter Set 100mm (1)
 Plastic roof gutter set 65mm (1)
 Round Terminal (1)
 Standard pine foundation beam (6)
 Standard plastic foundation beam (6)
 Starter set 1 (1)
 Wooden floor 18mm (7)
 Wooden floor 26mm (10)



Doors and windows can be positioned both left and right.

The basic model excludes roof covering and excludes home delivery. Please contact your dealer for the prices for roof covering, any optional extras and home delivery.

All options can be found from page 83 onwards. ►



7.6m²
2.8m²



13.1m²



17.2m³



19mm



4mm



ROTTERDAM LOG CABIN

SPECIFICATIONS

Article no 40.7097
 Wall thickness 19mm
 Wood type untreated, planed spruce
 Dimensions 300x300cm
 Awning size 103cm
 Foundation dimensions 280x280cm
 Ridge height approx. 228cm
 Number of windows (fixed) 1
 Glass single glass
 Roof covering included Optional
 Type of door double door
 Foundation included Yes

SURCHARGE ROOF COVERING

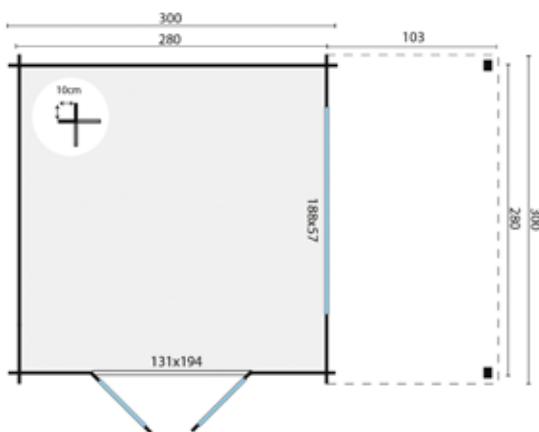
EPDM (incl. adhesive for 1-sided adhesion) (1)
 Easy-roofing (4)
 Roofing felt (1)

OPTIONAL TREATMENT

Carefree protect (4)
 Impregnating liquid (to treat your log cabin yourself) (2)
 Impregnation (pre-impregnate, see colors on the left) (1)
 Stain (4)

OPTIONAL ACCESSORIES

Additional wall layer (1)
 Aluminium roof trim set (1)
 Anthracite aluminium roof trim set (1)
 Bitumen Kit 0.31ltr (2)
 EPDM Contact Adhesive Aerosol 0.75ltr (2)
 Galvanised roof gutter set (1)
 Glazing Sealant 0.29ltr (1)
 Plastic roof gutter Set 100mm (1)
 Plastic roof gutter set 65mm (1)
 Round Terminal (1)
 Standard pine foundation beam (4)
 Standard plastic foundation beam (4)
 Starter set 1 (1)



The side window can be positioned either left or right.

The basic model excludes roof covering and excludes home delivery. Please contact your dealer for the prices for roof covering, any optional extras and home delivery.

All options can be found from page 83 onwards. ▶



5.3m²
5.3m²



13.2m²



12m³



28mm



4mm

ELBURG LOG CABIN

SPECIFICATIONS

Article no 40.7186
 Wall thickness 28mm
 Wood type untreated, planed spruce
 Dimensions 250x248cm
 Awning size 248cm
 Foundation dimensions 480x230cm
 Ridge height approx. 225cm
 Glass single glass
 Roof covering included Optional
 Type of door double door

SURCHARGE ROOF COVERING

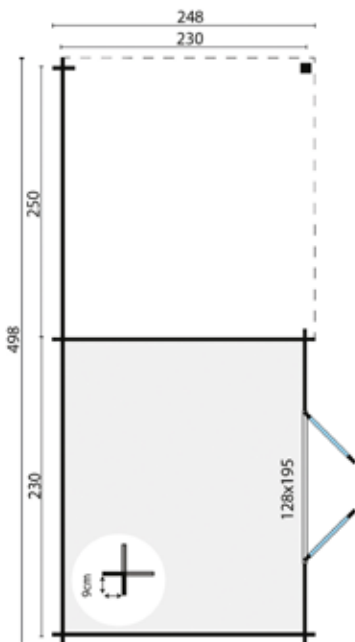
EPDM (incl. adhesive for 1-sided adhesion) (1)
 Easy-roofing (4)
 Roofing felt (1)

OPTIONAL TREATMENT

Carefree protect (4)
 Impregnating liquid (to treat your log cabin yourself) (2)
 Impregnation (pre-impregnate, see colors on the left) (1)
 Stain (4)

OPTIONAL ACCESSORIES

Additional wall layer (1)
 Aluminium roof trim set (1)
 Anthracite aluminium roof trim set (1)
 Bitumen Kit 0.31ltr (2)
 EPDM Contact Adhesive Aerosol 0.75ltr (2)
 Galvanised roof gutter set (1)
 Glazing Sealant 0.29ltr (1)
 Impregnated Floor Pack 18mm (3)
 Impregnated Floor Pack 26mm (4)
 Plastic roof gutter Set 100mm (1)
 Plastic roof gutter set 65mm (1)
 Round Terminal (1)
 Standard pine foundation beam (5)
 Standard plastic foundation beam (5)
 Starter set 1 (1)
 Wooden floor 18mm (3)
 Wooden floor 26mm (4)



Mirrored construction is also possible.

The basic model excludes roof covering and excludes home delivery. Please contact your dealer for the prices for roof covering, any optional extras and home delivery.

All options can be found from page 83 onwards. ▶



7.8m²
7.8m²



17.8m²



17.5m³



28mm



4mm



HATTEM LOG CABIN

SPECIFICATIONS

Article no 40.7197

Wall thickness 28mm

Wood type untreated, planed spruce

Dimensions 298x298cm

Awning size 284cm

Foundation dimensions 564x280cm

Ridge height approx. 225cm

Glass single glass

Roof covering included Optional

Type of door double door

SURCHARGE ROOF COVERING

EPDM (incl. adhesive for 1-sided adhesion) (1)

Easy-roofing (6)

Roofing felt (1)

OPTIONAL TREATMENT

Carefree protect (6)

Impregnating liquid (to treat your log cabin yourself) (3)

Impregnation (pre-impregnate, see colors on the left) (1)

Stain (6)

OPTIONAL ACCESSORIES

Additional wall layer (1)

Aluminium roof trim set (1)

Anthracite aluminium roof trim set (1)

Bitumen Kit 0.31ltr (4)

EPDM Contact Adhesive Aerosol 0.75ltr (3)

Galvanised roof gutter set (1)

Glazing Sealant 0.29ltr (1)

Impregnated Floor Pack 18mm (4)

Impregnated Floor Pack 26mm (6)

Plastic roof gutter Set 100mm (1)

Plastic roof gutter set 65mm (1)

Round Terminal (1)

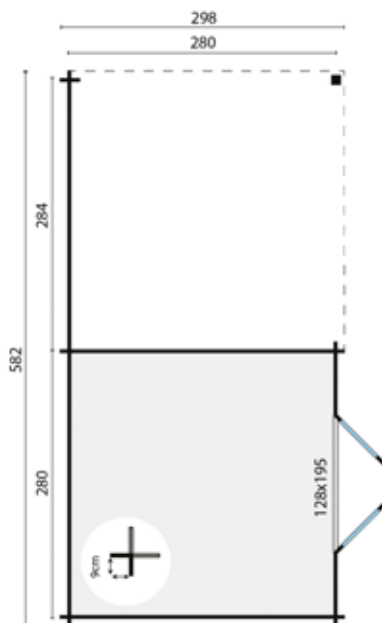
Standard pine foundation beam (5)

Standard plastic foundation beam (5)

Starter set 1 (1)

Wooden floor 18mm (4)

Wooden floor 26mm (6)



Mirrored construction is also possible.

The basic model excludes roof covering and excludes home delivery. Please contact your dealer for the prices for roof covering, any optional extras and home delivery.

All options can be found from page 83 onwards. ▶



10.3m²
8.7m²



21.0m²



22.1m³



28mm



4mm



ORLANDO LOG CABIN

SPECIFICATIONS

Article no 40.7308G
Wall thickness 28mm
Wood type green pressure treated, planed spruce
Dimensions 400x300cm
Awning size 300cm
Foundation dimensions 680x280cm
Ridge height approx. 217cm
Glass single glass
Roof covering included Optional
Type of door double door

SURCHARGE ROOF COVERING

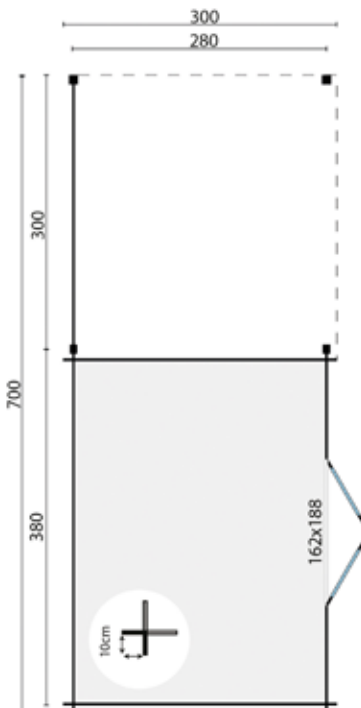
EPDM (incl. adhesive for 1-sided adhesion) (1)
 Easy-roofing (8)
 Roofing felt (1)

OPTIONAL TREATMENT

Carefree protect (5)
 Stain (5)

OPTIONAL ACCESSORIES

Additional wall layer (1)
 Aluminium roof trim set (1)
 Anthracite aluminium roof trim set (1)
 Bitumen Kit 0.31ltr (4)
 EPDM Contact Adhesive Aerosol 0.75ltr (3)
 Galvanised roof gutter set (1)
 Glazing Sealant 0.29ltr (1)
 Impregnated Floor Pack 18mm (5)
 Impregnated Floor Pack 26mm (7)
 Plastic roof gutter Set 100mm (1)
 Standard pine foundation beam (6)
 Standard plastic foundation beam (6)
 Starter set 1 (1)
 Wooden floor 18mm (5)
 Wooden floor 26mm (7)



Mirrored construction is also possible.

The basic model excludes roof covering and excludes home delivery. Please contact your dealer for the prices for roof covering, any optional extras and home delivery.

All options can be found from page 83 onwards. ▶



7.5m²
12.6m²



22.5m²



16.1m³



28mm



4mm

RAY LOG CABIN

SPECIFICATIONS

Article no 40.7307G
 Wall thickness 28mm
 Wood type green pressure treated, planed spruce
 Dimensions 300x300cm
 Awning size 450cm
 Foundation dimensions 730x280cm
 Ridge height approx. 217cm
 Glass single glass
 Roof covering included Optional
 Type of door double door

SURCHARGE ROOF COVERING

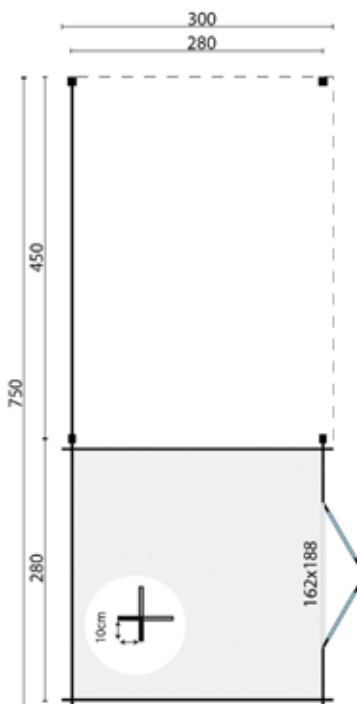
EPDM (incl. adhesive for 1-sided adhesion) (1)
 Easy-roofing (8)
 Roofing felt (1)

OPTIONAL TREATMENT

Carefree protect (5)
 Stain (5)

OPTIONAL ACCESSORIES

Additional wall layer (1)
 Aluminium roof trim set (1)
 Anthracite aluminium roof trim set (1)
 Bitumen Kit 0.31ltr (4)
 EPDM Contact Adhesive Aerosol 0.75ltr (3)
 Galvanised roof gutter set (1)
 Glazing Sealant 0.29ltr (1)
 Impregnated Floor Pack 18mm (4)
 Impregnated Floor Pack 26mm (5)
 Plastic roof gutter Set 100mm (1)
 Standard pine foundation beam (6)
 Standard plastic foundation beam (6)
 Starter set 1 (1)
 Wooden floor 18mm (4)
 Wooden floor 26mm (5)



Mirrored construction is also possible.

The basic model excludes roof covering and excludes home delivery. Please contact your dealer for the prices for roof covering, any optional extras and home delivery.

All options can be found from page 83 onwards. ▶



10.3m²
18.5m²



31.5m²



22.1m³



28mm



4mm

DAVE LOG CABIN

SPECIFICATIONS

Article no 40.7309G
Wall thickness 28mm
Wood type green pressure treated, planed spruce
Dimensions 400x300cm
Awning size 650cm
Foundation dimensions 1030x280cm
Ridge height approx. 217cm
Glass single glass
Roof covering included Optional
Type of door double door

SURCHARGE ROOF COVERING

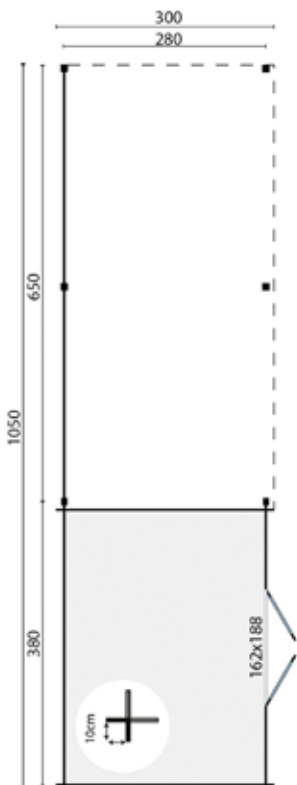
EPDM (incl. adhesive for 1-sided adhesion) (1)
 Easy-roofing (9)
 Roofing felt (1)

OPTIONAL TREATMENT

Carefree protect (11)
 Stain (11)

OPTIONAL ACCESSORIES

Additional wall layer (1)
 Aluminium roof trim set (1)
 Anthracite aluminium roof trim set (1)
 Bitumen Kit 0.31ltr (6)
 EPDM Contact Adhesive Aerosol 0.75ltr (4)
 Galvanised roof gutter set (1)
 Glazing Sealant 0.29ltr (1)
 Impregnated Floor Pack 18mm (5)
 Impregnated Floor Pack 26mm (7)
 Plastic roof gutter Set 100mm (1)
 Standard pine foundation beam (7)
 Standard plastic foundation beam (7)
 Starter set 1 (1)
 Wooden floor 18mm (5)
 Wooden floor 26mm (7)



Mirrored construction is also possible.

The basic model excludes roof covering and excludes home delivery. Please contact your dealer for the prices for roof covering, any optional extras and home delivery.

All options can be found from page 83 onwards. ►



7.8m²
4.0m²



15.0m²



16.8m³



34mm



4mm



RHÖN PLOG CABIN

SPECIFICATIONS

Article no 40.7259

Wall thickness 34mm

Wood type untreated, planed spruce

Dimensions 450x300cm

Foundation dimensions 432x282cm

Ridge height approx. 216cm

Number of opening windows 1

Glass single glass

Roof covering included Optional

Type of door double door

SURCHARGE ROOF COVERING

EPDM (incl. adhesive for 1-sided adhesion) (1)

Easy-roofing (4)

Roofing felt (1)

OPTIONAL TREATMENT

Carefree protect (5)

Impregnating liquid (to treat your log cabin yourself) (3)

Impregnation (pre-impregnate, see colors on the left) (1)

Stain (5)

OPTIONAL ACCESSORIES

Additional wall layer (1)

Aluminium roof trim set (1)

Anthracite aluminium roof trim set (1)

Bitumen Kit 0.31ltr (4)

EPDM Contact Adhesive Aerosol 0.75ltr (3)

Galvanised roof gutter set (1)

Glazing Sealant 0.29ltr (1)

Impregnated Floor Pack 18mm (6)

Impregnated Floor Pack 26mm (8)

Plastic roof gutter Set 100mm (1)

Plastic roof gutter set 65mm (1)

Round Terminal (1)

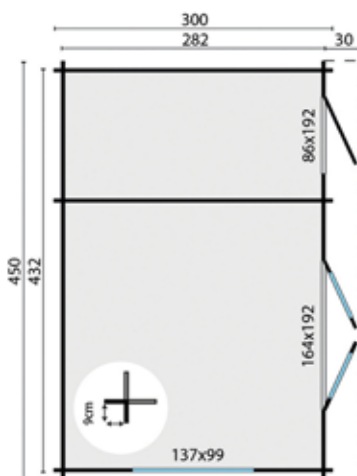
Standard pine foundation beam (5)

Standard plastic foundation beam (5)

Starter set 1 (1)

Wooden floor 18mm (6)

Wooden floor 26mm (8)



Comes with loose rods for the doors and windows.

Mirrored construction is also possible.

The side window can be positioned either left or right.

The basic model excludes roof covering and excludes home delivery. Please contact your dealer for the prices for roof covering, any optional extras and home delivery.

All options can be found from page 83 onwards. ►



10.1m²



13.0m²



22.2m³



40mm



3-6-3mm

MAGGIE LOG CABIN

SPECIFICATIONS

Article no 40.7333

Wall thickness 40mm

Wood type untreated, planed spruce

Dimensions 400x300cm

Foundation dimensions 380x280cm

Ridge height approx. 222cm

Number of opening windows 2

Glass insulating glass

Roof covering included Optional

Type of door double door

SURCHARGE ROOF COVERING

EPDM (incl. adhesive for 1-sided adhesion) (1)

Easy-roofing (4)

Roofing felt (1)

OPTIONAL TREATMENT

Carefree protect (5)

Impregnating liquid (to treat your log cabin yourself) (3)

Impregnation (1)

Stain (5)

OPTIONAL ACCESSORIES

Additional wall layer (1)

Aluminium roof trim set (1)

Anthracite aluminium roof trim set (1)

Bitumen Kit 0.31ltr (3)

EPDM Contact Adhesive Aerosol 0.75ltr (1)

Galvanised roof gutter set (1)

Glazing Sealant 0.29ltr (1)

Impregnated Floor Pack 18mm (5)

Impregnated Floor Pack 26mm (7)

Plastic roof gutter Set 100mm (1)

Plastic roof gutter set 65mm (1)

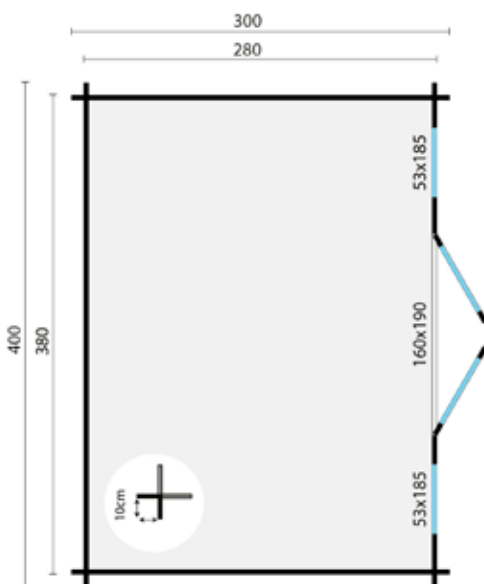
Standard pine foundation beam (5)

Standard plastic foundation beam (5)

Starter set 1 (1)

Wooden floor 18mm (5)

Wooden floor 26mm (7)



The basic model excludes roof covering and excludes home delivery. Please contact your dealer for the prices for roof covering, any optional extras and home delivery.

All options can be found from page 83 onwards. ►



10.2m²



13.8m²



23.5m²



58mm



3-6-3mm



VICTORIA LOG CABIN

SPECIFICATIONS

Article no 40.7360

Wall thickness 58mm

Wood type untreated, planed spruce

Dimensions 410x300cm

Foundation dimensions 390x280cm

Ridge height approx. 243cm

Number of opening windows 2

Number of windows (fixed) 2

Glass insulating glass

Roof covering included Optional

Type of door double door

SURCHARGE ROOF COVERING

EPDM (incl. adhesive for 1-sided adhesion) (1)

Easy-roofing (4)

Roofing felt (1)

OPTIONAL TREATMENT

Carefree protect (5)

Impregnating liquid (to treat your log cabin yourself) (3)

Impregnation (pre-impregnate, see colors on the left) (1)

Stain (5)

OPTIONAL ACCESSORIES

Additional wall layer (1)

Aluminium roof trim set (1)

Anthracite aluminium roof trim set (1)

Bitumen Kit 0.31ltr (3)

EPDM Contact Adhesive Aerosol 0.75ltr (1)

Galvanised roof gutter set (1)

Glazing Sealant 0.29ltr (1)

Impregnated Floor Pack 18mm (6)

Impregnated Floor Pack 26mm (7)

Plastic roof gutter Set 100mm (1)

Plastic roof gutter set 65mm (1)

Standard pine foundation beam (5)

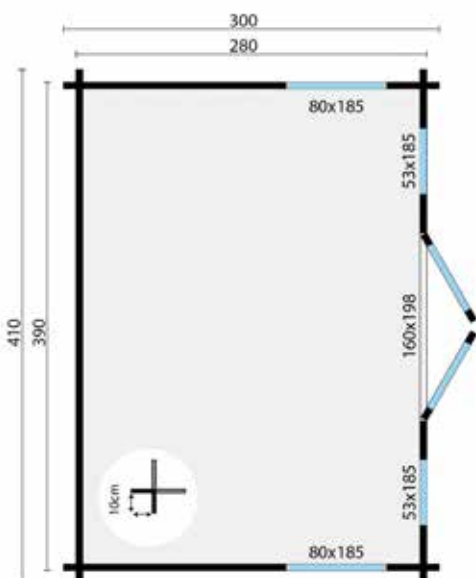
Starter set 1 (1)

Sturdy hardwood foundation beam (5)

Sturdy plastic foundation beam (5)

Wooden floor 18mm (6)

Wooden floor 26mm (7)



The basic model excludes roof covering and excludes home delivery. Please contact your dealer for the prices for roof covering, any optional extras and home delivery.

All options can be found from page 83 onwards. ►



16.1m²



27.3m²



33.8m³



70mm



4-6-4mm

MIA LOG CABIN

SPECIFICATIONS

Article no 40.7365
 Wall thickness 70mm
 Wood type untreated, planed spruce
 Dimensions 500x380cm
 Awning size 120cm
 Foundation dimensions 480x360cm
 Ridge height approx. 230cm
 Number of opening windows 2
 Number of windows (fixed) 2
 Glass insulating glass
 Roof covering included Optional
 Type of door double door
 Foundation included Yes

SURCHARGE EXTERIOR DOORS AND WINDOWS

PVC windows and doors (1)
 Standard windows and doors (1)

SURCHARGE ROOF COVERING

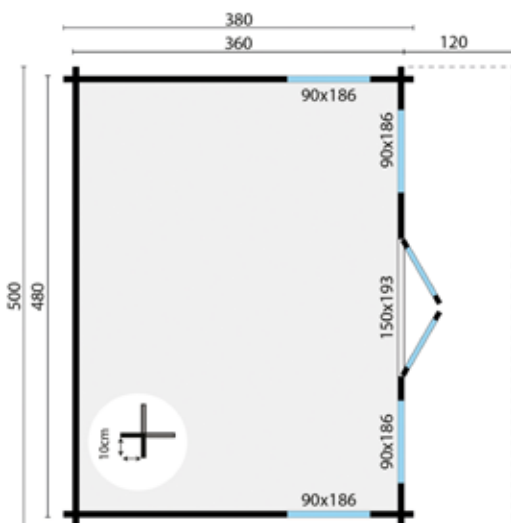
EPDM (incl. adhesive for 1-sided adhesion) (1)
 Easy-roofing (8)
 Roofing felt (1)

OPTIONAL TREATMENT

Carefree protect (6)
 Impregnating liquid (to treat your log cabin yourself) (3)
 Impregnation (pre-impregnate, see colors on the left) (1)
 Stain (6)

OPTIONAL ACCESSORIES

Additional wall layer (1)
 Aluminium roof trim set (1)
 Anthracite aluminium roof trim set (1)
 Bitumen Kit 0.31ltr (5)
 EPDM Contact Adhesive Aerosol 0.75ltr (3)
 Galvanised roof gutter set (1)
 Glazing Sealant 0.29ltr (2)
 Impregnated Floor Pack 18mm (8)
 Impregnated Floor Pack 26mm (11)
 Plastic roof gutter Set 100mm (1)
 Standard pine foundation beam (6)
 Standard plastic foundation beam (6)
 Starter set 1 (1)
 Wooden floor 18mm (8)
 Wooden floor 26mm (11)



The basic model excludes roof covering and excludes home delivery. Please contact your dealer for the prices for roof covering, any optional extras and home delivery.

All options can be found from page 83 onwards. ▶



13.6m²



16.9m²



28.6m³



40mm



3-6-3mm



CHARLIE LOG CABIN

SPECIFICATIONS

Article no 40.7363

Wall thickness 40mm

Wood type untreated, planed spruce

Dimensions 450x350cm

Foundation dimensions 430x330cm

Ridge height approx. 228cm

Number of windows (fixed) 1

Glass insulating glass

Roof covering included Optional

Type of door double door

SURCHARGE ROOF COVERING

EPDM (incl. adhesive for 1-sided adhesion) (1)

Easy-roofing (5)

Roofing felt (1)

OPTIONAL TREATMENT

Carefree protect (5)

Impregnating liquid (to treat your log cabin yourself) (3)

Impregnation (pre-impregnate, see colors on the left) (1)

Stain (5)

OPTIONAL ACCESSORIES

Additional wall layer (1)

Aluminium roof trim set (1)

Anthracite aluminium roof trim set (1)

Bitumen Kit 0.31ltr (4)

EPDM Contact Adhesive Aerosol 0.75ltr (2)

Galvanised roof gutter set (1)

Glazing Sealant 0.29ltr (1)

Impregnated Floor Pack 18mm (7)

Impregnated Floor Pack 26mm (9)

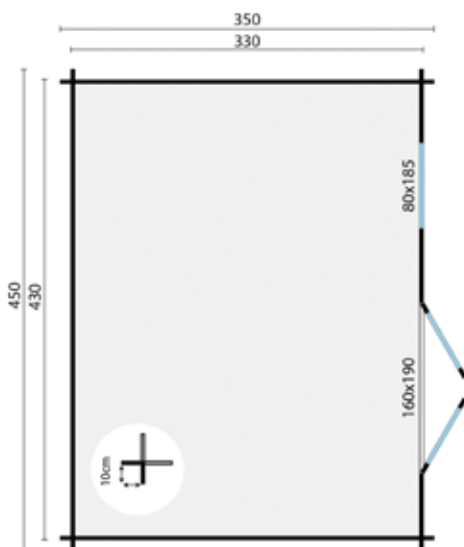
Standard pine foundation beam (6)

Standard plastic foundation beam (6)

Starter set 1 (1)

Wooden floor 18mm (7)

Wooden floor 26mm (9)



The basic model excludes roof covering and excludes home delivery. Please contact your dealer for the prices for roof covering, any optional extras and home delivery.

All options can be found from page 83 onwards. ►



21.8m²



25.2m²



49.2m³



58mm



3-6-3mm



GABRIELLA LOG CABIN

SPECIFICATIONS

Article no 40.7364

Wall thickness 58mm

Wood type untreated, planed spruce

Dimensions 595x400cm

Foundation dimensions 575x380cm

Ridge height approx. 230cm

Number of windows (fixed) 3

Glass insulating glass

Roof covering included Optional

Type of door double door

SURCHARGE ROOF COVERING

Easy-roofing (5)

Roofing felt (1)

OPTIONAL TREATMENT

Carefree protect (6)

Impregnating liquid (to treat your log cabin yourself) (3)

Impregnation (pre-impregnate, see colors on the left) (1)

Stain (6)

OPTIONAL ACCESSORIES

Additional wall layer (1)

Aluminium roof trim set (1)

Anthracite aluminium roof trim set (1)

Bitumen Kit 0.31ltr (4)

Galvanised roof gutter set (1)

Glazing Sealant 0.29ltr (2)

Impregnated Floor Pack 18mm (10)

Impregnated Floor Pack 26mm (13)

Plastic roof gutter Set 100mm (1)

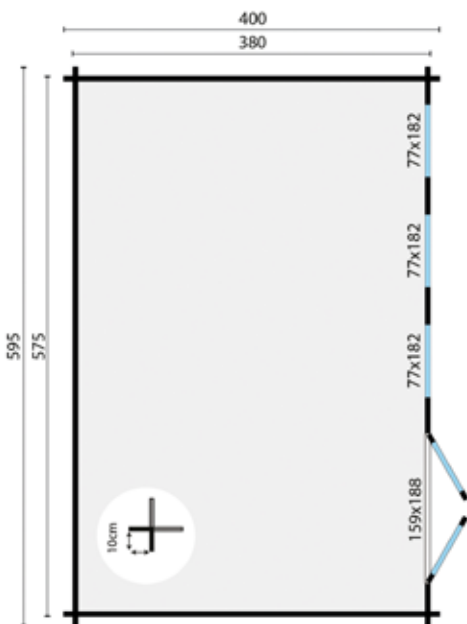
Starter set 1 (1)

Sturdy hardwood foundation beam (7)

Sturdy plastic foundation beam (7)

Wooden floor 18mm (10)

Wooden floor 26mm (13)



Mirrored construction is also possible.

Doors and windows can be positioned both left and right.

The basic model excludes roof covering and excludes home delivery. Please contact your dealer for the prices for roof covering, any optional extras and home delivery.

All options can be found from page 83 onwards. ▶



16.0m²
4.8m²



25.9m²



36.8m³



44mm



3-6-3mm



MEG LOG CABIN

SPECIFICATIONS

Article no 40.7361

Wall thickness 44mm

Wood type untreated, planed spruce

Dimensions 595x400cm

Foundation dimensions 578x380cm

Ridge height approx. 249cm

Number of windows (fixed) 2

Glass insulating glass

Roof covering included Optional

Type of door sliding door

SURCHARGE ROOF COVERING

EPDM (incl. adhesive for 1-sided adhesion) (1)

Easy-roofing (6)

Roofing felt (1)

OPTIONAL TREATMENT

Carefree protect (7)

Impregnating liquid (to treat your log cabin yourself) (3)

Impregnation (pre-impregnate, see colors on the left) (1)

Stain (7)

OPTIONAL ACCESSORIES

Additional wall layer (1)

Aluminium roof trim set (1)

Anthracite aluminium roof trim set (1)

Bitumen Kit 0.31ltr (4)

EPDM Contact Adhesive Aerosol 0.75ltr (3)

Galvanised roof gutter set (1)

Glazing Sealant 0.29ltr (1)

Impregnated Floor Pack 18mm (12)

Impregnated Floor Pack 26mm (14)

Plastic roof gutter Set 100mm (1)

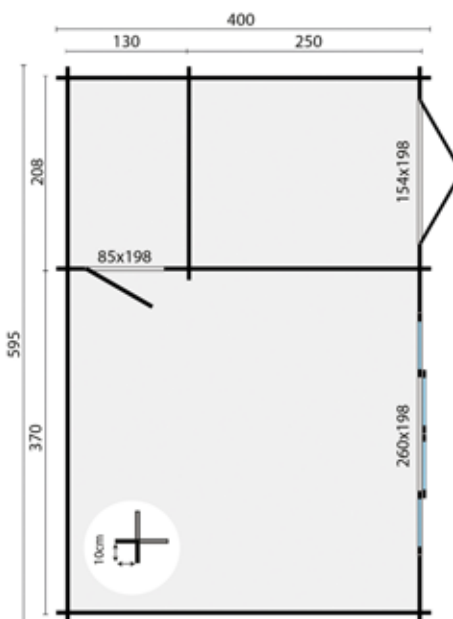
Standard pine foundation beam (10)

Standard plastic foundation beam (10)

Starter set 1 (1)

Wooden floor 18mm (12)

Wooden floor 26mm (14)



Mirrored construction is also possible.

The basic model excludes roof covering and excludes home delivery. Please contact your dealer for the prices for roof covering, any optional extras and home delivery.

All options can be found from page 83 onwards. ▶



2.8m²



5.0m²



6.2m³



28mm



4mm



PETIT LOG CABIN

SPECIFICATIONS

Article no 40.7063

Wall thickness 28mm

Wood type untreated, planed spruce

Dimensions 200x200cm

Foundation dimensions 180x180cm

Ridge height approx. 232cm

Number of opening windows 2

Glass single glass

Roof covering included Optional

Type of door single door

SURCHARGE ROOF COVERING

Roof shingles, beavertail (3)

Roof shingles, hexagonal (3)

Roof shingles, straight (3)

OPTIONAL TREATMENT

Carefree protect (3)

Impregnating liquid (to treat your log cabin yourself) (2)

Impregnation (pre-impregnate, see colors on the left) (1)

Stain (3)

OPTIONAL ACCESSORIES

Additional wall layer (1)

Bitumen Kit 0.31ltr (2)

Brass Finial (1)

Cover Cap (Without Brass Finial) for Square Roof (1)

Galvanised roof gutter set (1)

Glazing Sealant 0.29ltr (1)

Impregnated Floor Pack 18mm (2)

Impregnated Floor Pack 26mm (3)

Plastic roof gutter Set 100mm (1)

Plastic roof gutter set 65mm (1)

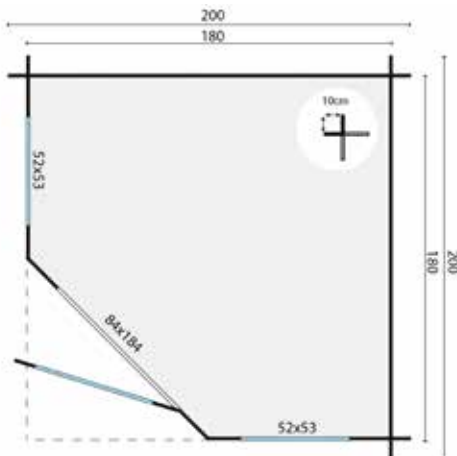
Standard pine foundation beam (3)

Standard plastic foundation beam (3)

Starter set 2 (1)

Wooden floor 18mm (2)

Wooden floor 26mm (3)



Comes with loose rods for the doors.

The basic model excludes roof covering and excludes home delivery. Please contact your dealer for the prices for roof covering, any optional extras and home delivery.

All options can be found from page 83 onwards. ►



5.3m²
5.3m²



20.0m²



13.2m³



28mm



4mm



RIANNE LOG CABIN

SPECIFICATIONS

Article no 40.7027

Wall thickness 28mm

Wood type untreated, planed spruce

Dimensions 250x250cm

Awning size 250cm

Foundation dimensions 480x230cm

Ridge height approx. 265cm

Number of opening windows 2

Glass single glass

Roof covering included Optional

Type of door double door

SURCHARGE ROOF COVERING

Roof shingles, beavertail (9)

Roof shingles, hexagonal (9)

Roof shingles, straight (9)

OPTIONAL TREATMENT

Carefree protect (5)

Impregnating liquid (to treat your log cabin yourself) (3)

Impregnation (pre-impregnate, see colors on the left) (1)

Stain (5)

OPTIONAL ACCESSORIES

Additional wall layer (1)

Bitumen Kit 0.31ltr (6)

Galvanised roof gutter set incl. gutter board (1)

Glazing Sealant 0.29ltr (1)

Impregnated Floor Pack 18mm (3)

Impregnated Floor Pack 26mm (4)

Plastic roof gutter Set 100mm incl. gutter board (1)

Plastic roof gutter set 65mm incl. gutter board (1)

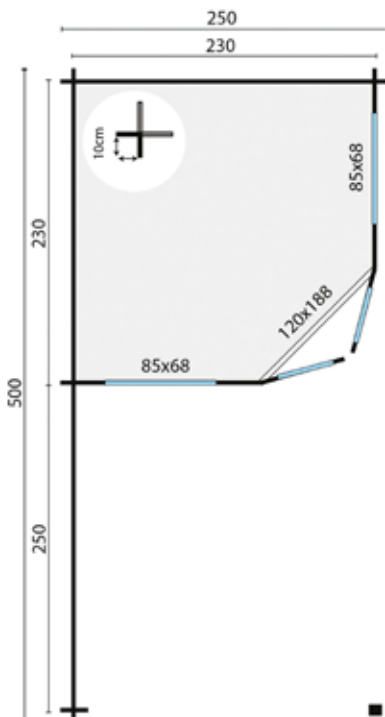
Standard pine foundation beam (5)

Standard plastic foundation beam (5)

Starter set 2 (1)

Wooden floor 18mm (3)

Wooden floor 26mm (4)



Comes with fixed rods for the doors and windows.

Mirrored construction is also possible.

The basic model excludes roof covering and excludes home delivery. Please contact your dealer for the prices for roof covering, any optional extras and home delivery.

All options can be found from page 83 onwards. ▶



7.0m²
7.4m²



20.0m²



17.5m³



44mm



3-6-3mm



JANNIE LOG CABIN

SPECIFICATIONS

Article no 40.7028
 Wall thickness 44mm
 Wood type untreated, planed spruce
 Dimensions 303x303cm
 Awning size 270cm
 Foundation dimensions 556x283cm
 Ridge height approx. 270cm
 Number of windows (fixed) 2
 Glass insulating glass
 Roof covering included Optional
 Type of door double door

SURCHARGE ROOF COVERING

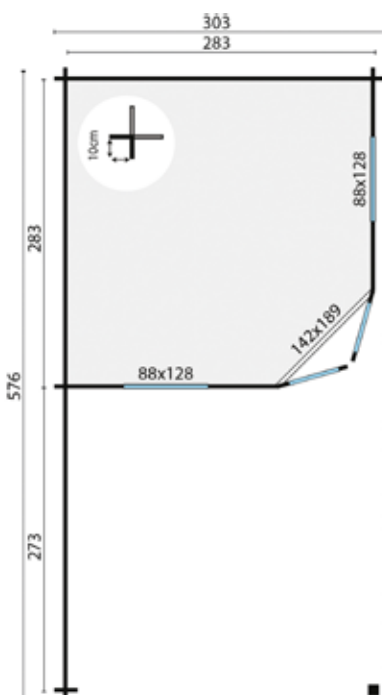
Roof shingles, beavertail (10)
 Roof shingles, hexagonal (10)
 Roof shingles, straight (10)

OPTIONAL TREATMENT

Carefree protect (7)
 Impregnating liquid (to treat your log cabin yourself) (4)
 Impregnation (pre-impregnate, see colors on the left) (1)
 Stain (7)

OPTIONAL ACCESSORIES

Additional wall layer (1)
 Bitumen Kit 0.31ltr (6)
 Galvanised roof gutter set incl. gutter board (1)
 Glazing Sealant 0.29ltr (1)
 Impregnated Floor Pack 18mm (4)
 Impregnated Floor Pack 26mm (6)
 Plastic roof gutter Set 100mm incl. gutter board (1)
 Plastic roof gutter set 65mm incl. gutter board (1)
 Starter set 2 (1)
 Sturdy hardwood foundation beam (6)
 Sturdy plastic foundation beam (6)
 Wooden floor 18mm (4)
 Wooden floor 26mm (6)



Comes with loose rods for the doors and windows.
 Mirrored construction is also possible.

The basic model excludes roof covering and excludes home delivery. Please contact your dealer for the prices for roof covering, any optional extras and home delivery.

All options can be found from page 83 onwards. ▶



9.4m²



12.4m²



20.7m³



40mm



3-6-3mm



MARIA LOG CABIN

SPECIFICATIONS

Article no 40.7349

Wall thickness 40mm

Wood type untreated, planed spruce

Dimensions 450x250cm

Foundation dimensions 430x230cm

Ridge height approx. 233cm

Number of opening windows 2

Glass insulating glass

Roof covering included Optional

Type of door double door

SURCHARGE ROOF COVERING

EPDM (incl. adhesive for 1-sided adhesion) (1)

Easy-roofing (4)

Roofing felt (1)

OPTIONAL TREATMENT

Carefree protect (5)

Impregnating liquid (to treat your log cabin yourself) (3)

Impregnation (pre-impregnate, see colors on the left) (1)

Stain (5)

OPTIONAL ACCESSORIES

Additional wall layer (1)

Aluminium roof trim set (1)

Anthracite aluminium roof trim set (1)

Bitumen Kit 0.31ltr (3)

EPDM Contact Adhesive Aerosol 0.75ltr (1)

Galvanised roof gutter set (1)

Glazing Sealant 0.29ltr (1)

Impregnated Floor Pack 18mm (5)

Impregnated Floor Pack 26mm (6)

Plastic roof gutter Set 100mm (1)

Plastic roof gutter set 65mm (1)

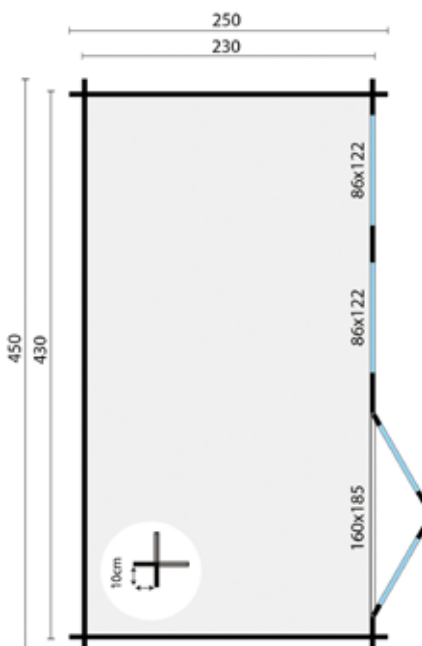
Standard pine foundation beam (5)

Standard plastic foundation beam (5)

Starter set 1 (1)

Wooden floor 18mm (5)

Wooden floor 26mm (6)



Comes with loose rods for the doors and windows.

Doors and windows can be positioned both left and right.

The basic model excludes roof covering and excludes home delivery. Please contact your dealer for the prices for roof covering, any optional extras and home delivery.

All options can be found from page 83 onwards. ▶



12.8m²



16.1m²



28.1m³



40mm



3-6-3mm

SADIE LOG CABIN

SPECIFICATIONS

Article no 40.7348
 Wall thickness 40mm
 Wood type untreated, planed spruce
 Dimensions 500x300cm
 Foundation dimensions 480x280cm
 Ridge height approx. 234cm
 Number of opening windows 2
 Glass insulating glass
 Roof covering included Optional
 Type of door double door

SURCHARGE ROOF COVERING

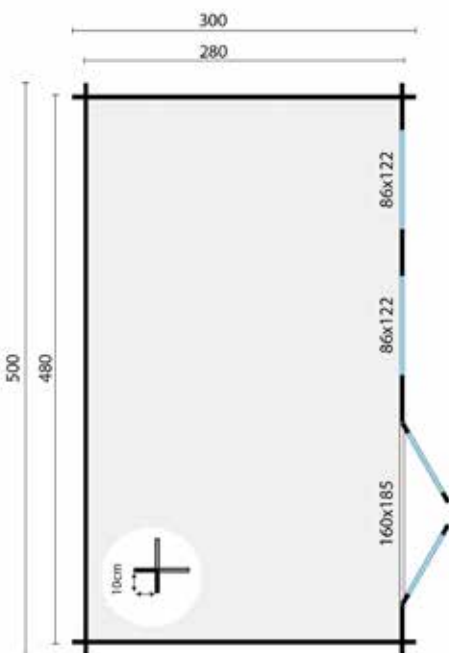
EPDM (incl. adhesive for 1-sided adhesion) (1)
 Easy-roofing (5)
 Roofing felt (1)

OPTIONAL TREATMENT

Carefree protect (5)
 Impregnating liquid (to treat your log cabin yourself) (3)
 Impregnation (pre-impregnate, see colors on the left) (1)
 Stain (5)

OPTIONAL ACCESSORIES

Additional wall layer (1)
 Aluminium roof trim set (1)
 Anthracite aluminium roof trim set (1)
 Bitumen Kit 0.31ltr (3)
 EPDM Contact Adhesive Aerosol 0.75ltr (2)
 Galvanised roof gutter set (1)
 Glazing Sealant 0.29ltr (1)
 Impregnated Floor Pack 18mm (7)
 Impregnated Floor Pack 26mm (9)
 Plastic roof gutter Set 100mm (1)
 Plastic roof gutter set 65mm (1)
 Standard pine foundation beam (6)
 Standard plastic foundation beam (6)
 Starter set 1 (1)
 Wooden floor 18mm (7)
 Wooden floor 26mm (9)



Comes with loose rods for the doors and windows.
 Doors and windows can be positioned both left and right.
 The basic model excludes roof covering and excludes home delivery. Please contact your dealer for the prices for roof covering, any optional extras and home delivery.

All options can be found from page 83 onwards. ►



7.4m²
4.0m²



16.7m²



15.5m³



40mm



3-6-3mm

ELLIE LOG CABIN

SPECIFICATIONS

Article no 40.7396

Wall thickness 40mm

Wood type untreated, planed spruce

Dimensions 450x300cm

Awning size 30cm

Foundation dimensions 430x280cm

Ridge height approx. 217cm

Number of opening windows 1

Glass insulating glass

Roof covering included Optional

Type of door double door

SURCHARGE ROOF COVERING

EPDM (incl. adhesive for 1-sided adhesion) (1)

Easy-roofing (4)

Roofing felt (1)

OPTIONAL TREATMENT

Carefree protect (5)

Impregnating liquid (to treat your log cabin yourself) (3)

Impregnation (pre-impregnate, see colors on the left) (1)

Stain (5)

OPTIONAL ACCESSORIES

Additional wall layer (1)

Aluminium roof trim set (1)

Anthracite aluminium roof trim set (1)

Bitumen Kit 0.31ltr (3)

EPDM Contact Adhesive Aerosol 0.75ltr (3)

Glazing Sealant 0.29ltr (1)

Impregnated Floor Pack 18mm (6)

Impregnated Floor Pack 26mm (8)

Round Terminal (2)

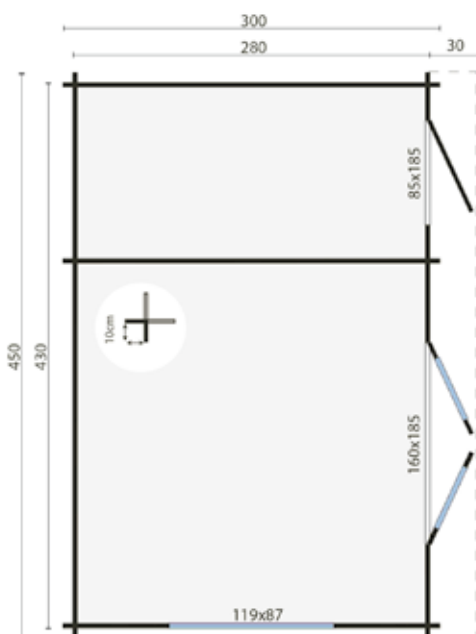
Standard pine foundation beam (7)

Standard plastic foundation beam (7)

Starter set 3 (1)

Wooden floor 18mm (6)

Wooden floor 26mm (8)



Comes with loose rods for the doors and windows.

Mirrored construction is also possible.

The side window can be positioned either left or right.

The basic model excludes roof covering and excludes home delivery. Please contact your dealer for the prices for roof covering, any optional extras and home delivery.

All options can be found from page 83 onwards. ▶



34.9m²



43.7m²



87.3m³



44mm



3-6-3mm



MODERNA LOG CABIN

SPECIFICATIONS

Article no 40.7397

Wall thickness 44mm

Wood type untreated, planed spruce

Dimensions 702x532cm

Foundation dimensions 682x512cm

Number of opening windows 3

Glass insulating glass

Roof covering included Optional

Type of door double door

Foundation included Yes

SURCHARGE ROOF COVERING

EPDM (incl. adhesive for 1-sided adhesion) (1)

Roofing felt (1)

OPTIONAL TREATMENT

Carefree protect (13)

Impregnating liquid (to treat your log cabin yourself) (7)

Impregnation (pre-impregnate, see colors on the left) (1)

Stain (13)

OPTIONAL ACCESSORIES

Additional wall layer (1)

Aluminium roof trim set (1)

Anthracite aluminium roof trim set (1)

Bitumen Kit 0.31ltr (7)

EPDM Contact Adhesive Aerosol 0.75ltr (6)

Glazing Sealant 0.29ltr (1)

Impregnated Floor Pack 18mm (18)

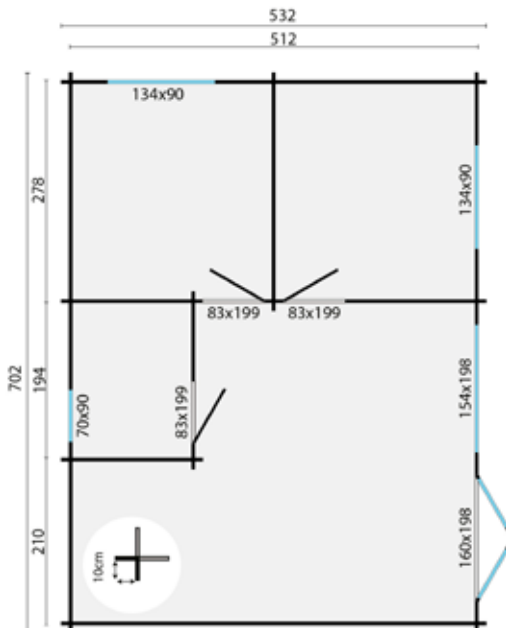
Impregnated Floor Pack 26mm (23)

Round Terminal (1)

Starter set 2 (1)

Wooden floor 18mm (18)

Wooden floor 26mm (23)



Comes with loose rods for the doors and windows.

The basic model excludes roof covering and excludes home delivery. Please contact your dealer for the prices for roof covering, any optional extras and home delivery.

All options can be found from page 83 onwards. ►



9.4m²



14.6m²



20.6m³



40mm



3-6-3mm



SHANNON LOG CABIN

SPECIFICATIONS

Article no 40.7353

Wall thickness 40mm

Wood type untreated, planed spruce

Dimensions 450x250cm

Foundation dimensions 430x230cm

Ridge height approx. 239cm

Number of opening windows 2

Glass insulating glass

Roof covering included Optional

Type of door double door

SURCHARGE ROOF COVERING

Aquapan (1)

Roof shingles, beavertail (6)

Roof shingles, hexagonal (6)

Roof shingles, straight (6)

Roof tile profile panels (1)

Roofing felt (1)

OPTIONAL TREATMENT

Carefree protect (4)

Impregnating liquid (to treat your log cabin yourself) (3)

Impregnation (pre-impregnate, see colors on the left) (1)

Stain (4)

OPTIONAL ACCESSORIES

Additional wall layer (1)

Bitumen Kit 0.31ltr (2)

Galvanised roof gutter set (1)

Glazing Sealant 0.29ltr (1)

Impregnated Floor Pack 18mm (5)

Impregnated Floor Pack 26mm (6)

Plastic roof gutter Set 100mm (1)

Plastic roof gutter set 65mm (1)

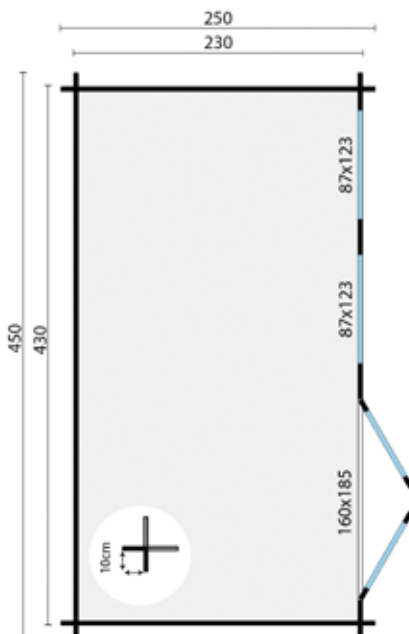
Standard pine foundation beam (5)

Standard plastic foundation beam (5)

Starter set 2 (1)

Wooden floor 18mm (5)

Wooden floor 26mm (6)



Doors and windows can be positioned both left and right.

An extra wall layer is required for the application of a gutter.

Tip: when fitting roof tile profile boards we recommend that you also order wider wind stops. You can order 4 pieces of article 45.1640P for this.

The basic model excludes roof covering and excludes home delivery. Please contact your dealer for the prices for roof covering, any optional extras and home delivery.

All options can be found from page 83 onwards. ▶



14.2m²



19.2m²



31.2m³



40mm



3-6-3mm



JENNY LOG CABIN

SPECIFICATIONS

Article no 40.7269

Wall thickness 40mm

Wood type untreated, planed spruce

Dimensions 450x350cm

Foundation dimensions 430x330cm

Ridge height approx. 243cm

Number of opening windows 2

Glass insulating glass

Roof covering included Optional

Type of door double door

SURCHARGE ROOF COVERING

Aquapan (1)

Easypan (1)

Roof shingles, beavertail (8)

Roof shingles, hexagonal (8)

Roof shingles, straight (8)

Roof tile profile panels (1)

OPTIONAL TREATMENT

Carefree protect (7)

Impregnating liquid (to treat your log cabin yourself) (4)

Impregnation (pre-impregnate, see colors on the left) (1)

Stain (7)

OPTIONAL ACCESSORIES

Additional wall layer (1)

Galvanised roof gutter set incl. gutter board (1)

Glazing Sealant 0.29ltr (1)

Impregnated Floor Pack 18mm (7)

Impregnated Floor Pack 26mm (10)

Plastic roof gutter Set 100mm incl. gutter board (1)

Plastic roof gutter set 65mm incl. gutter board (1)

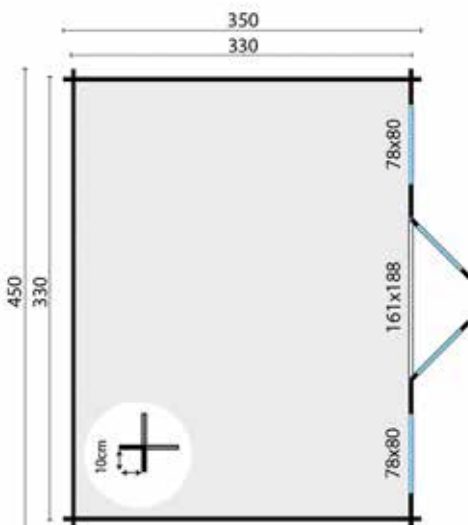
Standard pine foundation beam (6)

Standard plastic foundation beam (6)

Starter set 2 (1)

Wooden floor 18mm (7)

Wooden floor 26mm (10)



An extra wall layer is required for the application of a gutter.

Tip: when fitting roof tile profile boards we recommend that you also order wider wind stops. You can order 8 pieces of article 45.1640P for this.

The basic model excludes roof covering and excludes home delivery. Please contact your dealer for the prices for roof covering, any optional extras and home delivery.

All options can be found from page 83 onwards. ▶



18.6m²



21.4m²



42.5m³



40mm



3-6-3mm



MEAGHAN LOG CABIN

SPECIFICATIONS

Article no 40.7286

Wall thickness 40mm

Wood type untreated, planed spruce

Dimensions 450x450cm

Foundation dimensions 430x430cm

Ridge height approx. 243cm

Number of opening windows 2

Glass insulating glass

Roof covering included Optional

Type of door double door

SURCHARGE ROOF COVERING

Aquapan (1)

Easypan (1)

Roof shingles, beavertail (10)

Roof shingles, hexagonal (10)

Roof shingles, straight (10)

Roof tile profile panels (1)

OPTIONAL TREATMENT

Carefree protect (9)

Impregnating liquid (to treat your log cabin yourself) (5)

Impregnation (pre-impregnate, see colors on the left) (1)

Stain (9)

OPTIONAL ACCESSORIES

Additional wall layer (1)

Bitumen Kit 0.31ltr (5)

Galvanised roof gutter set (1)

Glazing Sealant 0.29ltr (1)

Impregnated Floor Pack 18mm (8)

Impregnated Floor Pack 26mm (11)

Plastic roof gutter Set 100mm (1)

Plastic roof gutter set 65mm (1)

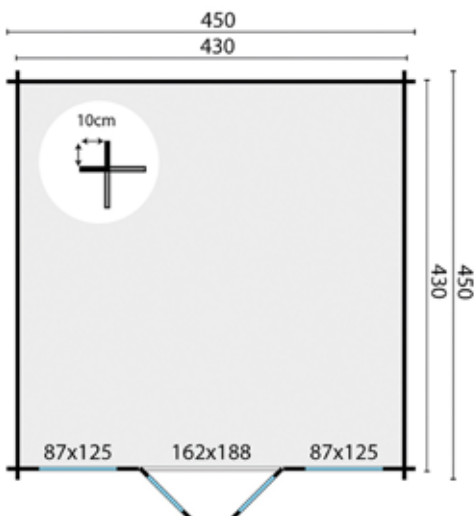
Standard pine foundation beam (6)

Standard plastic foundation beam (6)

Starter set 2 (1)

Wooden floor 18mm (8)

Wooden floor 26mm (11)



An extra wall layer is required for the application of a gutter.

Tip: when fitting roof tile profile boards we recommend that you also order wider wind stops. You can order 8 pieces of article 45.1640P for this.

The basic model excludes roof covering and excludes home delivery. Please contact your dealer for the prices for roof covering, any optional extras and home delivery.

All options can be found from page 83 onwards. ►



16.0m²



23.2m²



35.2m³



40mm



3-6-3mm

SOPHIE LOG CABIN

SPECIFICATIONS

Article no 40.7352

Wall thickness 40mm

Wood type untreated, planed spruce

Dimensions 550x350cm

Foundation dimensions 530x330cm

Ridge height approx. 239cm

Number of opening windows 2

Glass insulating glass

Roof covering included Optional

Type of door double door

SURCHARGE ROOF COVERING

Aquapan (1)

Easypan (1)

Roof shingles, beavertail (9)

Roof shingles, hexagonal (9)

Roof shingles, straight (9)

Roof tile profile panels (1)

Roofing felt (1)

OPTIONAL TREATMENT

Carefree protect (3)

Impregnating liquid (to treat your log cabin yourself) (2)

Impregnation (pre-impregnate, see colors on the left) (1)

Stain (3)

OPTIONAL ACCESSORIES

Additional wall layer (1)

Bitumen Kit 0.31ltr (3)

Galvanised roof gutter set (1)

Glazing Sealant 0.29ltr (1)

Impregnated Floor Pack 18mm (8)

Impregnated Floor Pack 26mm (11)

Plastic roof gutter Set 100mm (1)

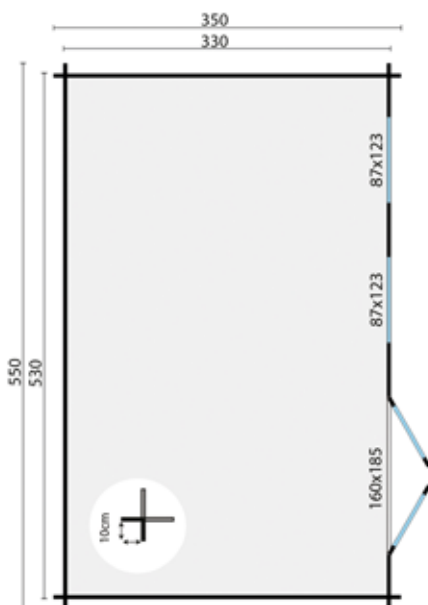
Standard pine foundation beam (7)

Standard plastic foundation beam (7)

Starter set 2 (1)

Wooden floor 18mm (8)

Wooden floor 26mm (11)



Doors and windows can be positioned both left and right.

An extra wall layer is required for the application of a gutter.

Tip: when fitting roof tile profile boards we recommend that you also order wider wind stops. You can order 8 pieces of article 45.1640P for this.

The basic model excludes roof covering and excludes home delivery. Please contact your dealer for the prices for roof covering, any optional extras and home delivery.

All options can be found from page 83 onwards. ►



4.7m²



6.9m²



9.6m³



28mm



4mm



SOMO LOG CABIN

SPECIFICATIONS

Article no 40.7304

Wall thickness 28mm

Wood type untreated, planed spruce

Dimensions 298x198cm

Foundation dimensions 278x178cm

Ridge height approx. 238cm

Glass single glass

Roof covering included Optional

Type of door double door

SURCHARGE ROOF COVERING

Aquapan (1)

Easypan (1)

Roof shingles, beavertail (3)

Roof shingles, hexagonal (3)

Roof shingles, straight (3)

Roof tile profile panels (1)

Roofing felt (1)

OPTIONAL TREATMENT

Carefree protect (3)

Impregnating liquid (to treat your log cabin yourself) (2)

Stain (3)

OPTIONAL ACCESSORIES

Additional wall layer (1)

Bitumen Kit 0.31ltr (3)

Galvanised roof gutter set incl. gutter board (1)

Glazing Sealant 0.29ltr (1)

Impregnated Floor Pack 18mm (3)

Impregnated Floor Pack 26mm (4)

Plastic roof gutter Set 100mm incl. gutter board (1)

Plastic roof gutter set 65mm incl. gutter board (1)

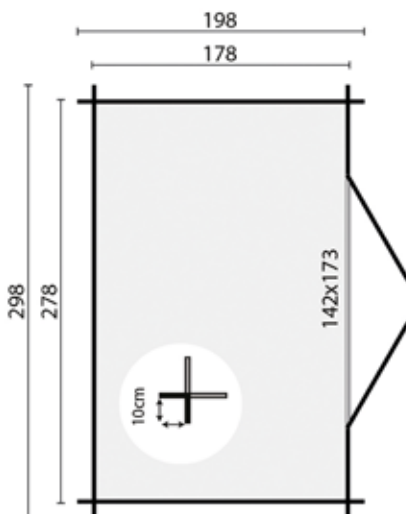
Standard pine foundation beam (4)

Standard plastic foundation beam (4)

Starter set 1 (1)

Wooden floor 18mm (3)

Wooden floor 26mm (4)



Comes with fixed rods for the doors.

Tip: when fitting roof tile profile boards we recommend that you also order wider wind stops. You can order 4 pieces of article 45.1640P for this.

The basic model excludes roof covering and excludes home delivery. Please contact your dealer for the prices for roof covering, any optional extras and home delivery.

All options can be found from page 83 onwards. ►



7.4m²



10.4m²



16m³



28mm



4mm



NOJA LOG CABIN

SPECIFICATIONS

Article no 40.7305

Wall thickness 28mm

Wood type untreated, planed spruce

Dimensions 298x298cm

Foundation dimensions 278x278cm

Ridge height approx. 238cm

Glass single glass

Roof covering included Optional

Type of door double door

SURCHARGE ROOF COVERING

Aquapan (1)

Easypan (1)

Roof shingles, beavertail (4)

Roof shingles, hexagonal (4)

Roof shingles, straight (4)

Roof tile profile panels (1)

Roofing felt (1)

OPTIONAL TREATMENT

Carefree protect (4)

Impregnating liquid (to treat your log cabin yourself) (2)

Stain (4)

OPTIONAL ACCESSORIES

Additional wall layer (1)

Bitumen Kit 0.31ltr (3)

Galvanised roof gutter set incl. gutter board (1)

Glazing Sealant 0.29ltr (1)

Impregnated Floor Pack 18mm (4)

Impregnated Floor Pack 26mm (5)

Plastic roof gutter Set 100mm incl. gutter board (1)

Plastic roof gutter set 65mm incl. gutter board (1)

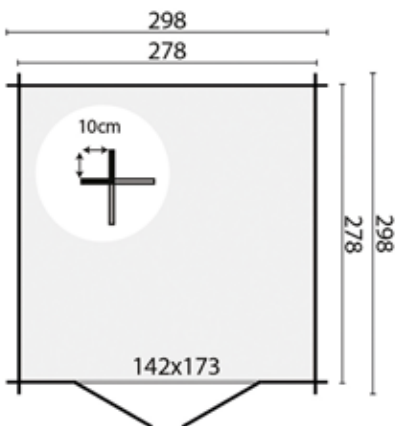
Standard pine foundation beam (4)

Standard plastic foundation beam (4)

Starter set 1 (1)

Wooden floor 18mm (4)

Wooden floor 26mm (5)



Comes with fixed rods for the doors.

Tip: when fitting roof tile profile boards we recommend that you also order wider wind stops. You can order 4 pieces of article 45.1640P for this.

The basic model excludes roof covering and excludes home delivery. Please contact your dealer for the prices for roof covering, any optional extras and home delivery.

All options can be found from page 83 onwards. ►



10.2m²



13.4m²



21.7m³



28mm



4mm



GORLIZ LOG CABIN

SPECIFICATIONS

Article no 40.7306

Wall thickness 28mm

Wood type untreated, planed spruce

Dimensions 400x298cm

Foundation dimensions 380x278cm

Ridge height approx. 238cm

Number of windows (fixed) 1

Glass single glass

Roof covering included Optional

Type of door double door

SURCHARGE ROOF COVERING

Aquapan (1)

Easypan (1)

Roof shingles, beavertail (6)

Roof shingles, hexagonal (6)

Roof shingles, straight (6)

Roof tile profile panels (1)

Roofing felt (1)

OPTIONAL TREATMENT

Carefree protect (4)

Impregnating liquid (to treat your log cabin yourself) (2)

Stain (4)

OPTIONAL ACCESSORIES

Additional wall layer (1)

Bitumen Kit 0.31ltr (3)

Galvanised roof gutter set incl. gutter board (1)

Glazing Sealant 0.29ltr (1)

Impregnated Floor Pack 18mm (5)

Impregnated Floor Pack 26mm (7)

Plastic roof gutter Set 100mm incl. gutter board (1)

Plastic roof gutter set 65mm incl. gutter board (1)

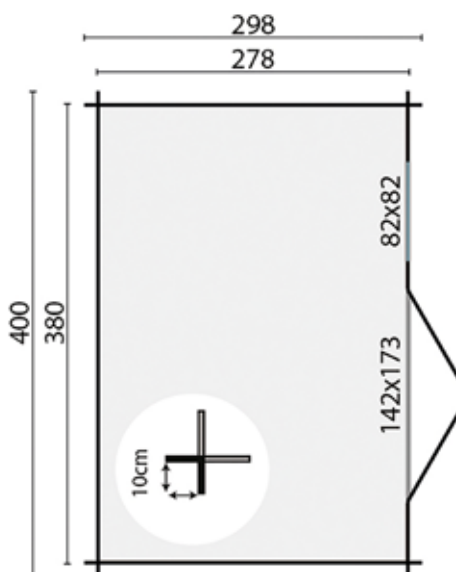
Standard pine foundation beam (5)

Standard plastic foundation beam (5)

Starter set 1 (1)

Wooden floor 18mm (5)

Wooden floor 26mm (7)



Comes with fixed rods for the doors and windows.

Doors and windows can be positioned both left and right.

Tip: when fitting roof tile profile boards we recommend that you also order wider wind stops. You can order 8 pieces of article 45.1640P for this.

The basic model excludes roof covering and excludes home delivery. Please contact your dealer for the prices for roof covering, any optional extras and home delivery.

All options can be found from page 83 onwards. ▶



4.7m²



7.4m²



10.3m³



28mm



4mm



ONYX LOG CABIN

SPECIFICATIONS

Article no 40.7091
 Wall thickness 28mm
 Wood type untreated, planed spruce
 Dimensions 260x220cm
 Awning size 30cm
 Foundation dimensions 242x202cm
 Ridge height approx. 236cm
 Number of opening windows 1
 Glass single glass
 Roof covering included Optional
 Type of door single door

SURCHARGE ROOF COVERING

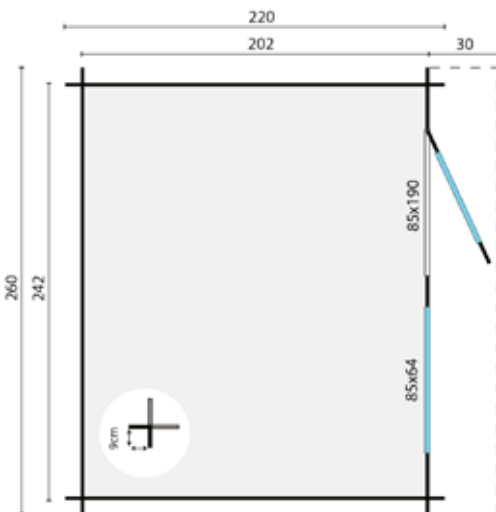
Aquapan (1)
 Easypan (1)
 Roof shingles, beavertail (3)
 Roof shingles, hexagonal (3)
 Roof shingles, straight (3)
 Roof tile profile panels (1)
 Roofing felt (1)

OPTIONAL TREATMENT

Carefree protect (4)
 Impregnating liquid (to treat your log cabin yourself) (2)
 Impregnation (pre-impregnate, see colors on the left) (1)
 Stain (4)

OPTIONAL ACCESSORIES

Additional wall layer (1)
 Bitumen Kit 0.31ltr (3)
 Galvanised roof gutter set incl. gutter board (1)
 Glazing Sealant 0.29ltr (1)
 Impregnated Floor Pack 18mm (3)
 Impregnated Floor Pack 26mm (4)
 Plastic roof gutter Set 100mm incl. gutter board (1)
 Plastic roof gutter set 65mm incl. gutter board (1)
 Standard pine foundation beam (4)
 Standard plastic foundation beam (4)
 Starter set 1 (1)
 Wooden floor 18mm (3)
 Wooden floor 26mm (4)



Comes with fixed rods for the doors and windows.

Doors and windows can be positioned both left and right.

Tip: when fitting roof tile profile boards we recommend that you also order wider wind stops. You can order 4 pieces of article 45.1640P for this.

The basic model excludes roof covering and excludes home delivery. Please contact your dealer for the prices for roof covering, any optional extras and home delivery.

All options can be found from page 83 onwards. ►



6.3m²



10.0m²



14.1m³



28mm



4mm



BRITT LOG CABIN

SPECIFICATIONS

Article no 40.7080

Wall thickness 28mm

Wood type untreated, planed spruce

Dimensions 300x250cm

Awning size 40cm

Foundation dimensions 280x230cm

Ridge height approx. 248cm

Glass single glass

Roof covering included Optional

Type of door double door

SURCHARGE ROOF COVERING

Aquapan (1)

Easypan (1)

Roof shingles, beavertail (4)

Roof shingles, hexagonal (4)

Roof shingles, straight (4)

Roof tile profile panels (1)

Roofing felt (1)

OPTIONAL TREATMENT

Carefree protect (4)

Impregnating liquid (to treat your log cabin yourself) (2)

Impregnation (pre-impregnate, see colors on the left) (1)

Stain (4)

OPTIONAL ACCESSORIES

Additional wall layer (1)

Bitumen Kit 0.31ltr (3)

Galvanised roof gutter set incl. gutter board (1)

Glazing Sealant 0.29ltr (1)

Impregnated Floor Pack 18mm (4)

Impregnated Floor Pack 26mm (6)

Plastic roof gutter Set 100mm incl. gutter board (1)

Plastic roof gutter set 65mm incl. gutter board (1)

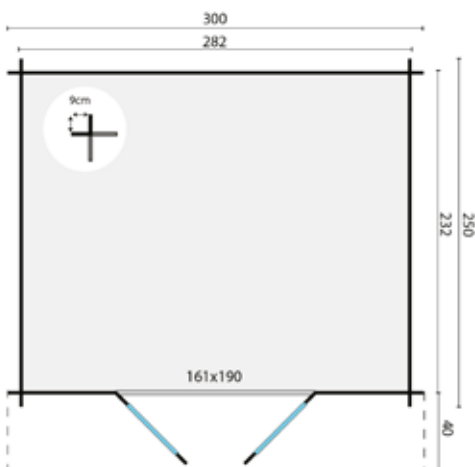
Standard pine foundation beam (4)

Standard plastic foundation beam (4)

Starter set 1 (1)

Wooden floor 18mm (4)

Wooden floor 26mm (6)



Comes with fixed rods for the doors.

Tip: when fitting roof tile profile boards we recommend that you also order wider wind stops. You can order 4 pieces of article 45.1640P for this.

The basic model excludes roof covering and excludes home delivery. Please contact your dealer for the prices for roof covering, any optional extras and home delivery.

All options can be found from page 83 onwards. ►



9.5m²



14.9m²



20.9m³



28mm



4mm



MAX LOG CABIN

SPECIFICATIONS

Article no 40.7060
 Wall thickness 28mm
 Wood type untreated, planed spruce
 Dimensions 380x290cm
 Awning size 70cm
 Foundation dimensions 362x272cm
 Ridge height approx. 259cm
 Number of windows (fixed) 2
 Glass single glass
 Roof covering included Optional
 Type of door double door

SURCHARGE ROOF COVERING

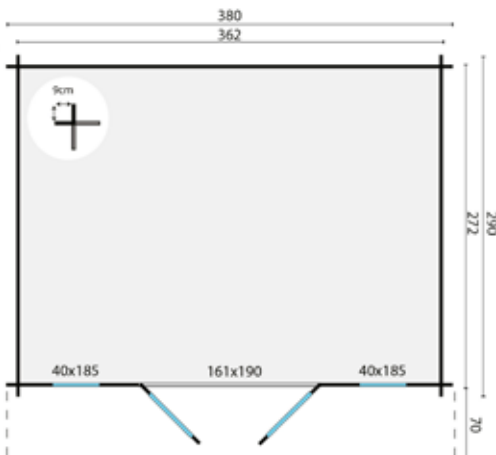
Aquapan (1)
 Easypan (1)
 Roof shingles, beavertail (6)
 Roof shingles, hexagonal (6)
 Roof shingles, straight (6)
 Roof tile profile panels (1)
 Roofing felt (1)

OPTIONAL TREATMENT

Carefree protect (6)
 Impregnating liquid (to treat your log cabin yourself) (3)
 Impregnation (pre-impregnate, see colors on the left) (1)
 Stain (6)

OPTIONAL ACCESSORIES

Additional wall layer (1)
 Bitumen Kit 0.31ltr (3)
 Galvanised roof gutter set incl. gutter board (1)
 Glazing Sealant 0.29ltr (1)
 Impregnated Floor Pack 18mm (5)
 Impregnated Floor Pack 26mm (6)
 Plastic roof gutter Set 100mm incl. gutter board (1)
 Plastic roof gutter set 65mm incl. gutter board (1)
 Standard pine foundation beam (5)
 Standard plastic foundation beam (5)
 Starter set 2 (1)
 Wooden floor 18mm (5)
 Wooden floor 26mm (6)



Comes with loose rods for the doors and windows.

Tip: when fitting roof tile profile boards we recommend that you also order wider wind stops. You can order 6 pieces of article 45.1640P for this.

The basic model excludes roof covering and excludes home delivery. Please contact your dealer for the prices for roof covering, any optional extras and home delivery.

All options can be found from page 83 onwards. ▶



10.6m²



15.2m²



23.4m³



40mm



3-6-3mm



PEGGIE LOG CABIN

SPECIFICATIONS

Article no 40.7284

Wall thickness 40mm

Wood type untreated, planed spruce

Dimensions 300x400cm

Awning size 50cm

Foundation dimensions 280x380cm

Ridge height approx. 243cm

Number of opening windows 1

Glass insulating glass

Roof covering included Optional

Type of door double door

SURCHARGE ROOF COVERING

Aquapan (1)

Easypan (1)

Roof shingles, beavertail (6)

Roof shingles, hexagonal (6)

Roof shingles, straight (6)

Roof tile profile panels (1)

OPTIONAL TREATMENT

Carefree protect (6)

Impregnating liquid (to treat your log cabin yourself) (3)

Impregnation (pre-impregnate, see colors on the left) (1)

Stain (6)

OPTIONAL ACCESSORIES

Additional wall layer (1)

Bitumen Kit 0.31ltr (3)

Galvanised roof gutter set incl. gutter board (1)

Glazing Sealant 0.29ltr (1)

Impregnated Floor Pack 18mm (6)

Impregnated Floor Pack 26mm (8)

Plastic roof gutter Set 100mm incl. gutter board (1)

Plastic roof gutter set 65mm incl. gutter board (1)

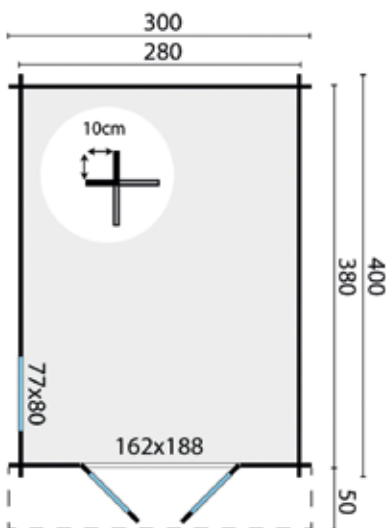
Standard pine foundation beam (5)

Standard plastic foundation beam (5)

Starter set 2 (1)

Wooden floor 18mm (6)

Wooden floor 26mm (8)



Comes with loose rods for the doors and windows.

The side window can be positioned either left or right.

Tip: when fitting roof tile profile boards we recommend that you also order wider wind stops. You can order 4 pieces of article 45.1640P for this.

The basic model excludes roof covering and excludes home delivery. Please contact your dealer for the prices for roof covering, any optional extras and home delivery.

All options can be found from page 83 onwards. ▶



16.1m²



20.6m²



36.2m²



40mm



3-6-3mm

RICK LOG CABIN

SPECIFICATIONS

Article no 40.7285
 Wall thickness 40mm
 Wood type untreated, planed spruce
 Dimensions 300x595cm
 Awning size 50cm
 Foundation dimensions 280x575cm
 Ridge height approx. 243cm
 Number of opening windows 3
 Glass insulating glass
 Roof covering included Optional
 Type of door double door

SURCHARGE ROOF COVERING

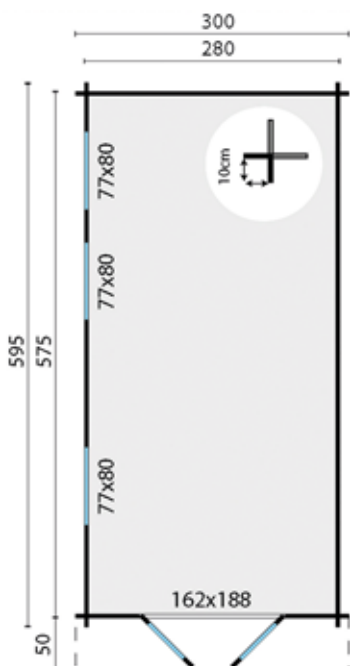
Aquapan (1)
 Easypan (1)
 Roof shingles, beavertail (9)
 Roof shingles, hexagonal (9)
 Roof shingles, straight (9)
 Roof tile profile panels (1)

OPTIONAL TREATMENT

Carefree protect (9)
 Impregnating liquid (to treat your log cabin yourself) (5)
 Impregnation (pre-impregnate, see colors on the left) (1)
 Stain (9)

OPTIONAL ACCESSORIES

Additional wall layer (1)
 Bitumen Kit 0.31ltr (5)
 Galvanised roof gutter set incl. gutter board (1)
 Glazing Sealant 0.29ltr (1)
 Impregnated Floor Pack 18mm (10)
 Impregnated Floor Pack 26mm (13)
 Plastic roof gutter Set 100mm incl. gutter board (1)
 Plastic roof gutter set 65mm incl. gutter board (1)
 Standard pine foundation beam (6)
 Standard plastic foundation beam (6)
 Starter set 2 (1)
 Wooden floor 18mm (10)
 Wooden floor 26mm (13)



Comes with loose rods for the doors and windows.

Doors and windows can be positioned both left and right.

Tip: when fitting roof tile profile boards we recommend that you also order wider wind stops. You can order 4 pieces of article 45.1640P for this.

The basic model excludes roof covering and excludes home delivery. Please contact your dealer for the prices for roof covering, any optional extras and home delivery.

All options can be found from page 83 onwards. ►



14.2m²



20.6m²



31.2m²



40mm



3-6-3mm



ALEX LOG CABIN

SPECIFICATIONS

Article no 40.7354

Wall thickness 40mm

Wood type untreated, planed spruce

Dimensions 350x450cm

Awning size 68cm

Foundation dimensions 330x430cm

Ridge height approx. 236cm

Number of opening windows 1

Glass insulating glass

Roof covering included Optional

Type of door double door

SURCHARGE ROOF COVERING

Aquapan (1)

Roof shingles, beavertail (8)

Roof shingles, hexagonal (8)

Roof shingles, straight (8)

Roofing felt (1)

OPTIONAL TREATMENT

Carefree protect (6)

Impregnating liquid (to treat your log cabin yourself) (3)

Impregnation (pre-impregnate, see colors on the left) (1)

Stain (6)

OPTIONAL ACCESSORIES

Additional wall layer (1)

Bitumen Kit 0.31ltr (4)

Galvanised roof gutter set (1)

Glazing Sealant 0.29ltr (1)

Impregnated Floor Pack 18mm (9)

Impregnated Floor Pack 26mm (11)

Plastic roof gutter Set 100mm (1)

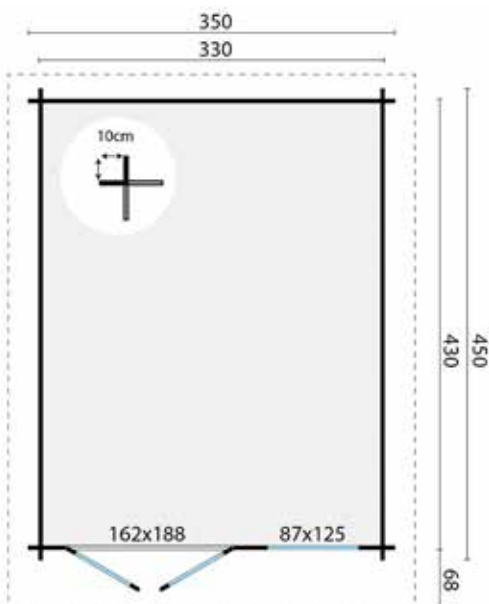
Standard pine foundation beam (6)

Standard plastic foundation beam (6)

Starter set 2 (1)

Wooden floor 18mm (9)

Wooden floor 26mm (11)



Comes with loose rods for the doors and windows.

Doors and windows can be positioned both left and right.

The basic model excludes roof covering and excludes home delivery. Please contact your dealer for the prices for roof covering, any optional extras and home delivery.

All options can be found from page 83 onwards. ►



7.4m²
4.0m²



17.0m²



16.3m³



40mm



3-6-3mm



ELIZABETH LOG CABIN

SPECIFICATIONS

Article no 40.7350
 Wall thickness 40mm
 Wood type untreated, planed spruce
 Dimensions 450x300cm
 Awning size 50cm
 Foundation dimensions 430x280cm
 Ridge height approx. 245cm
 Number of opening windows 1
 Glass insulating glass
 Roof covering included Optional
 Type of door double door

SURCHARGE ROOF COVERING

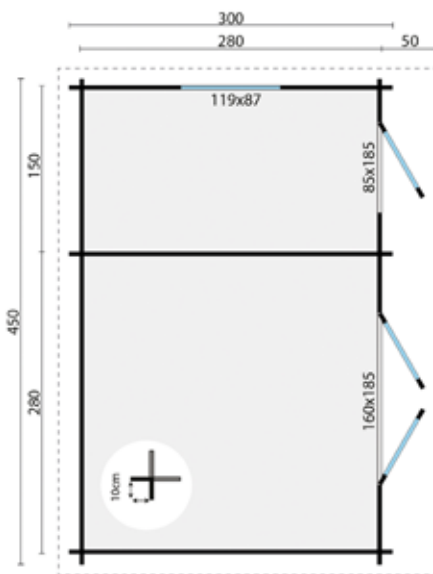
Aquapan (1)
 Roof shingles, beavertail (7)
 Roof shingles, hexagonal (7)
 Roof shingles, straight (7)
 Roof tile profile panels (1)
 Roofing felt (1)

OPTIONAL TREATMENT

Carefree protect (4)
 Impregnating liquid (to treat your log cabin yourself) (3)
 Impregnation (pre-impregnate, see colors on the left) (1)
 Stain (4)

OPTIONAL ACCESSORIES

Additional wall layer (1)
 Bitumen Kit 0.31ltr (3)
 Galvanised roof gutter set (1)
 Glazing Sealant 0.29ltr (1)
 Impregnated Floor Pack 18mm (6)
 Impregnated Floor Pack 26mm (8)
 Plastic roof gutter Set 100mm (1)
 Plastic roof gutter set 65mm (1)
 Standard pine foundation beam (7)
 Standard plastic foundation beam (7)
 Starter set 2 (1)
 Wooden floor 18mm (6)
 Wooden floor 26mm (8)



Comes with loose rods for the doors and windows.
 Mirrored construction is also possible.

The side window can be positioned either left or right.

Tip: when fitting roof tile profile boards we recommend that you also order wider wind stops. You can order 8 pieces of article 45.1640P for this.

The basic model excludes roof covering and excludes home delivery. Please contact your dealer for the prices for roof covering, any optional extras and home delivery.

All options can be found from page 83 onwards. ▶



23.2m²



30.0m²



50.06m³



34mm



4mm



ROSE LOG CABIN

SPECIFICATIONS

Article no 40.7232

Wall thickness 34mm

Wood type untreated, planed spruce

Dimensions 500x500cm

Awning size 70cm

Foundation dimensions 482x482cm

Ridge height approx. 250cm

Number of opening windows 1

Glass single glass

Roof covering included Optional

Type of door double door

SURCHARGE ROOF COVERING

Aquapan (1)

Easypan (1)

Roof shingles, beavertail (11)

Roof shingles, hexagonal (11)

Roof shingles, straight (11)

Roof tile profile panels (1)

OPTIONAL TREATMENT

Carefree protect (7)

Impregnating liquid (to treat your log cabin yourself) (3)

Impregnation (pre-impregnate, see colors on the left) (1)

Stain (7)

OPTIONAL ACCESSORIES

Additional wall layer (1)

Bitumen Kit 0.31ltr (5)

Galvanised roof gutter set incl. gutter board (1)

Glazing Sealant 0.29ltr (1)

Impregnated Floor Pack 18mm (11)

Impregnated Floor Pack 26mm (14)

Plastic roof gutter Set 100mm incl. gutter board (1)

Plastic roof gutter set 65mm incl. gutter board (1)

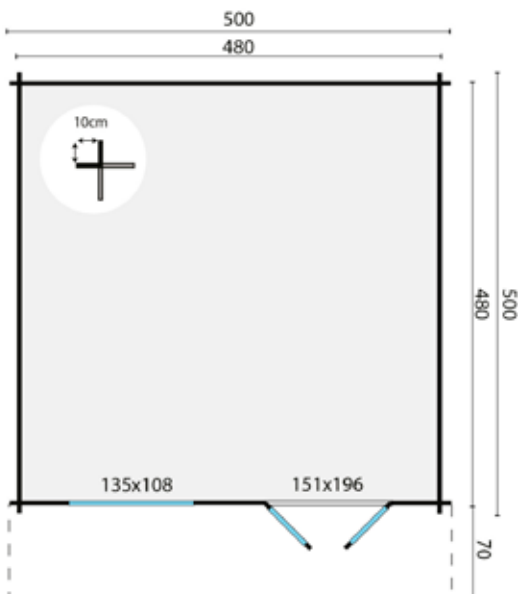
Standard pine foundation beam (8)

Standard plastic foundation beam (8)

Starter set 2 (1)

Wooden floor 18mm (11)

Wooden floor 26mm (14)



Comes with loose rods for the doors and windows.

Doors and windows can be positioned both left and right.

Tip: when fitting roof tile profile boards we recommend that you also order wider wind stops. You can order 8 pieces of article 45.1640P for this.

The basic model excludes roof covering and excludes home delivery. Please contact your dealer for the prices for roof covering, any optional extras and home delivery.

All options can be found from page 83 onwards. ▶



14.4m²



23.1m²



31.7m³



40mm



3-6-3mm



KAREN LOG CABIN

SPECIFICATIONS

Article no 40.7268
 Wall thickness 40mm
 Wood type untreated, planed spruce
 Dimensions 500x320cm
 Awning size 90cm
 Foundation dimensions 480x300cm
 Ridge height approx. 243cm
 Number of opening windows 2
 Glass insulating glass
 Roof covering included Optional
 Type of door double door

SURCHARGE ROOF COVERING

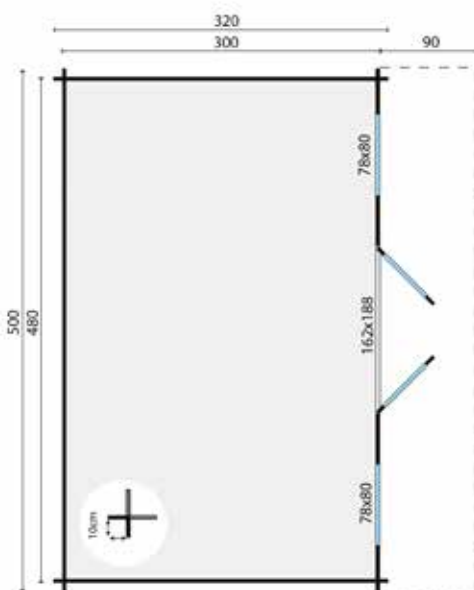
Aquapan (1)
 Easypan (1)
 Roof shingles, beavertail (8)
 Roof shingles, hexagonal (8)
 Roof shingles, straight (8)
 Roof tile profile panels (1)

OPTIONAL TREATMENT

Carefree protect (5)
 Impregnating liquid (to treat your log cabin yourself) (3)
 Impregnation (pre-impregnate, see colors on the left) (1)
 Stain (5)

OPTIONAL ACCESSORIES

Additional wall layer (1)
 Bitumen Kit 0.31ltr (4)
 Galvanised roof gutter set (1)
 Glazing Sealant 0.29ltr (1)
 Impregnated Floor Pack 18mm (7)
 Impregnated Floor Pack 26mm (9)
 Plastic roof gutter Set 100mm (1)
 Standard pine foundation beam (6)
 Standard plastic foundation beam (6)
 Starter set 2 (1)
 Wooden floor 18mm (7)
 Wooden floor 26mm (9)



Comes with loose rods for the doors and windows.

Tip: when fitting roof tile profile boards we recommend that you also order wider wind stops. You can order 8 pieces of article 45.1640P for this.

The basic model excludes roof covering and excludes home delivery. Please contact your dealer for the prices for roof covering, any optional extras and home delivery.

All options can be found from page 83 onwards. ►



14.4m²



22.0m²



33.1m³



44mm



4-6-4mm



ROME LOG CABIN

SPECIFICATIONS

Article no 40.7022

Wall thickness 44mm

Wood type untreated, planed spruce

Dimensions 500x320cm

Awning size 90cm

Foundation dimensions 480x300cm

Ridge height approx. 263cm

Number of opening windows 2

Glass insulating glass

Roof covering included Optional

Type of door double door

SURCHARGE ROOF COVERING

Aquapan (1)

Easypan (1)

Roof shingles, beavertail (9)

Roof shingles, hexagonal (9)

Roof shingles, straight (9)

Roof tile profile panels (1)

OPTIONAL TREATMENT

Carefree protect (8)

Impregnating liquid (to treat your log cabin yourself) (4)

Impregnation (pre-impregnate, see colors on the left) (1)

Stain (8)

OPTIONAL ACCESSORIES

Additional wall layer (1)

Bitumen Kit 0.31ltr (5)

Galvanised roof gutter set incl. gutter board (1)

Glazing Sealant 0.29ltr (1)

Impregnated Floor Pack 18mm (8)

Impregnated Floor Pack 26mm (11)

Plastic roof gutter Set 100mm incl. gutter board (1)

Plastic roof gutter set 65mm incl. gutter board (1)

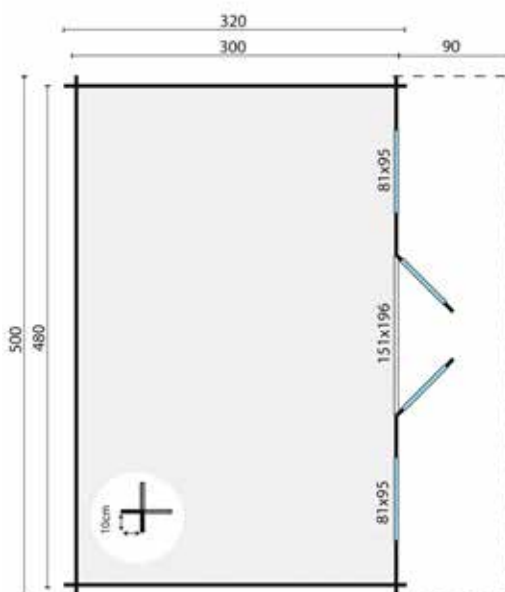
Starter set 2 (1)

Sturdy hardwood foundation beam (6)

Sturdy plastic foundation beam (6)

Wooden floor 18mm (8)

Wooden floor 26mm (11)



Comes with loose rods for the doors and windows.

Tip: when fitting roof tile profile boards we recommend that you also order wider wind stops. You can order 8 pieces of article 45.1640P for this.

The basic model excludes roof covering and excludes home delivery. Please contact your dealer for the prices for roof covering, any optional extras and home delivery.

All options can be found from page 83 onwards. ►



17.3m²



26.3m²



39.7m³



44mm



4-6-4mm



PARIS LOG CABIN

SPECIFICATIONS

Article no 40.7023
 Wall thickness 44mm
 Wood type untreated, planed spruce
 Dimensions 500x380cm
 Awning size 90cm
 Foundation dimensions 480x360cm
 Ridge height approx. 263cm
 Number of opening windows 2
 Glass insulating glass
 Roof covering included Optional
 Type of door double door

SURCHARGE ROOF COVERING

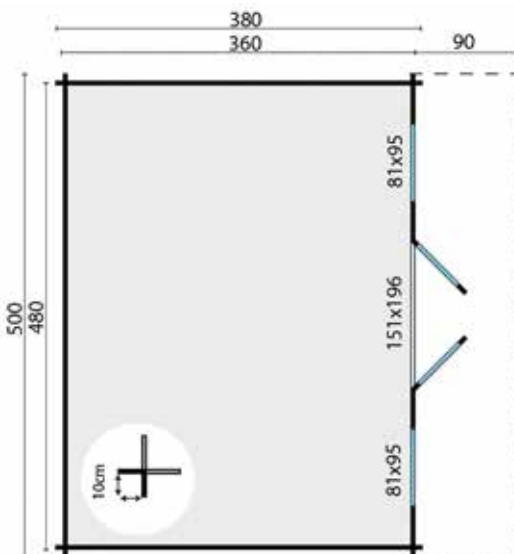
Aquapan (1)
 Easypan (1)
 Roof shingles, beavertail (8)
 Roof shingles, hexagonal (8)
 Roof shingles, straight (8)
 Roof tile profile panels (1)

OPTIONAL TREATMENT

Carefree protect (8)
 Impregnating liquid (to treat your log cabin yourself) (4)
 Impregnation (pre-impregnate, see colors on the left) (1)
 Stain (8)

OPTIONAL ACCESSORIES

Additional wall layer (1)
 Bitumen Kit 0.31ltr (7)
 Galvanised roof gutter set incl. gutter board (1)
 Glazing Sealant 0.29ltr (1)
 Impregnated Floor Pack 18mm (9)
 Impregnated Floor Pack 26mm (11)
 Plastic roof gutter Set 100mm incl. gutter board (1)
 Plastic roof gutter set 65mm incl. gutter board (1)
 Starter set 2 (1)
 Sturdy hardwood foundation beam (6)
 Sturdy plastic foundation beam (6)
 Wooden floor 18mm (9)
 Wooden floor 26mm (11)



Comes with loose rods for the doors and windows.

Tip: when fitting roof tile profile boards we recommend that you also order wider wind stops. You can order 8 pieces of article 45.1640P for this.

The basic model excludes roof covering and excludes home delivery. Please contact your dealer for the prices for roof covering, any optional extras and home delivery.

All options can be found from page 83 onwards. ▶



18.2m²
10.0m²



32.3m²



42m³



44mm



4-6-4mm



KLAAS LOG CABIN

SPECIFICATIONS

Article no 40.7086

Wall thickness 44mm

Wood type untreated, planed spruce

Dimensions 500x400cm

Awning size 200cm

Foundation dimensions 480x380cm

Ridge height approx. 263cm

Number of opening windows 1

Glass insulating glass

Roof covering included Optional

Type of door double door

SURCHARGE ROOF COVERING

Aquapan (1)

Easypan (1)

Roof shingles, beavertail (12)

Roof shingles, hexagonal (12)

Roof shingles, straight (12)

Roof tile profile panels (1)

OPTIONAL TREATMENT

Carefree protect (9)

Impregnating liquid (to treat your log cabin yourself) (5)

Impregnation (pre-impregnate, see colors on the left) (1)

Stain (9)

OPTIONAL ACCESSORIES

Additional wall layer (1)

Bitumen Kit 0.31ltr (5)

Glazing Sealant 0.29ltr (1)

Impregnated Floor Pack 18mm (10)

Impregnated Floor Pack 26mm (14)

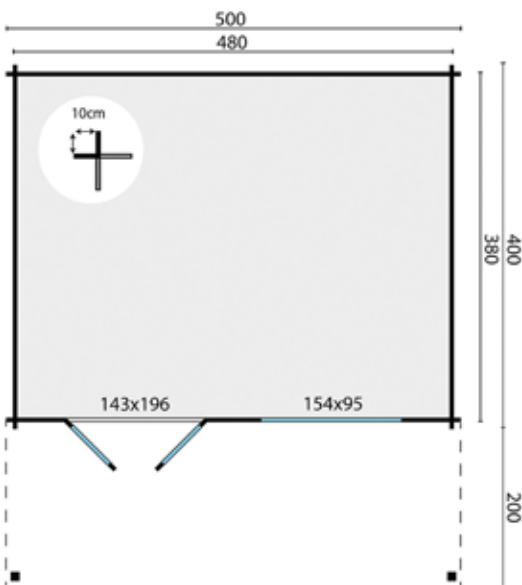
Standard pine foundation beam (7)

Standard plastic foundation beam (7)

Starter set 3 (1)

Wooden floor 18mm (10)

Wooden floor 26mm (14)



Comes with loose rods for the doors and windows.

Doors and windows can be positioned both left and right.

Tip: when fitting roof tile profile boards we recommend that you also order wider wind stops. You can order 8 pieces of article 45.1640P for this.

The basic model excludes roof covering and excludes home delivery. Please contact your dealer for the prices for roof covering, any optional extras and home delivery.

All options can be found from page 83 onwards. ►



18.2m²



23.3m²



41m³



40mm



3-6-3mm



JACKALYN LOG CABIN

SPECIFICATIONS

Article no 40.7292
 Wall thickness 40mm
 Wood type untreated, planed spruce
 Dimensions 500x400cm
 Awning size 50cm
 Foundation dimensions 480x380cm
 Ridge height approx. 243cm
 Number of opening windows 2
 Glass insulating glass
 Roof covering included Optional
 Type of door double door

SURCHARGE ROOF COVERING

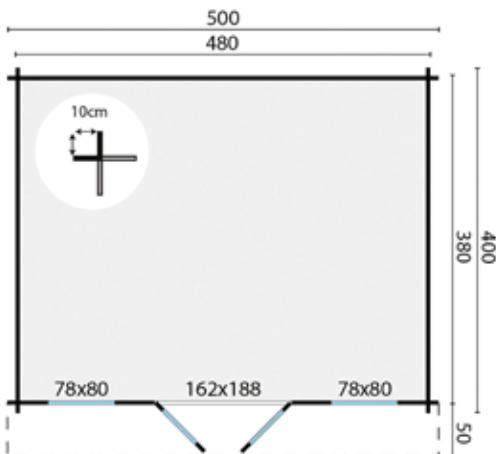
Aquapan (1)
 Easypan (1)
 Roof shingles, beavertail (9)
 Roof shingles, hexagonal (9)
 Roof shingles, straight (9)
 Roof tile profile panels (1)
 Roofing felt (1)

OPTIONAL TREATMENT

Carefree protect (7)
 Impregnating liquid (to treat your log cabin yourself) (4)
 Impregnation (pre-impregnate, see colors on the left) (1)
 Stain (7)

OPTIONAL ACCESSORIES

Additional wall layer (1)
 Bitumen Kit 0.31ltr (5)
 Galvanised roof gutter set incl. gutter board (1)
 Glazing Sealant 0.29ltr (1)
 Impregnated Floor Pack 18mm (9)
 Impregnated Floor Pack 26mm (11)
 Plastic roof gutter Set 100mm incl. gutter board (1)
 Plastic roof gutter set 65mm incl. gutter board (1)
 Standard pine foundation beam (7)
 Standard plastic foundation beam (7)
 Starter set 2 (1)
 Wooden floor 18mm (9)
 Wooden floor 26mm (11)



Comes with loose rods for the doors and windows.

Tip: when fitting roof tile profile boards we recommend that you also order wider wind stops. You can order 8 pieces of article 45.1640P for this.

The basic model excludes roof covering and excludes home delivery. Please contact your dealer for the prices for roof covering, any optional extras and home delivery.

All options can be found from page 83 onwards. ►



19.9m²
6.7m²



31.9m²



49.7m³



44mm



4-6-4mm



BAYERN LOG CABIN

SPECIFICATIONS

Article no 40.7382

Wall thickness 44mm

Wood type untreated, planed spruce

Dimensions 500x450cm

Awning size 120cm

Foundation dimensions 480x590cm

Ridge height approx. 290cm

Number of windows (fixed) 2

Glass insulating glass

Roof covering included Optional

Type of door double door

SURCHARGE ROOF COVERING

Aquapan (1)

Easypan (1)

Roof shingles, beavertail (13)

Roof shingles, hexagonal (13)

Roof shingles, straight (13)

Roof tile profile panels (1)

Roofing felt (7)

OPTIONAL TREATMENT

Carefree protect (7)

Impregnating liquid (to treat your log cabin yourself) (4)

Impregnation (pre-impregnate, see colors on the left) (1)

Stain (7)

OPTIONAL ACCESSORIES

Additional wall layer (1)

Bitumen Kit 0.31ltr (5)

Galvanised roof gutter set (1)

Glazing Sealant 0.29ltr (1)

Impregnated Floor Pack 18mm (10)

Impregnated Floor Pack 26mm (13)

Plastic roof gutter Set 100mm (1)

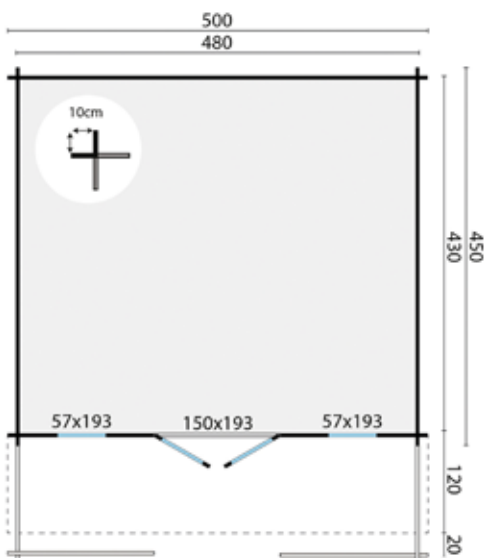
Starter set 3 (1)

Sturdy hardwood foundation beam (9)

Sturdy plastic foundation beam (9)

Wooden floor 18mm (10)

Wooden floor 26mm (13)



Comes with loose rods for the doors and windows.

Tip: when fitting roof tile profile boards we recommend that you also order wider wind stops. You can order 8 pieces of article 45.1640P for this.

The basic model excludes roof covering and excludes home delivery. Please contact your dealer for the prices for roof covering, any optional extras and home delivery.

All options can be found from page 83 onwards. ►



16.1m²
11.9m²



30.6m²



37m³



44mm



4-6-4mm



PIET LOG CABIN

SPECIFICATIONS

Article no 40.7058
 Wall thickness 44mm
 Wood type untreated, planed spruce
 Dimensions 595x300cm
 Awning size 200cm
 Foundation dimensions 575x280cm
 Ridge height approx. 263cm
 Number of opening windows 2
 Glass insulating glass
 Roof covering included Optional
 Type of door double door

SURCHARGE ROOF COVERING

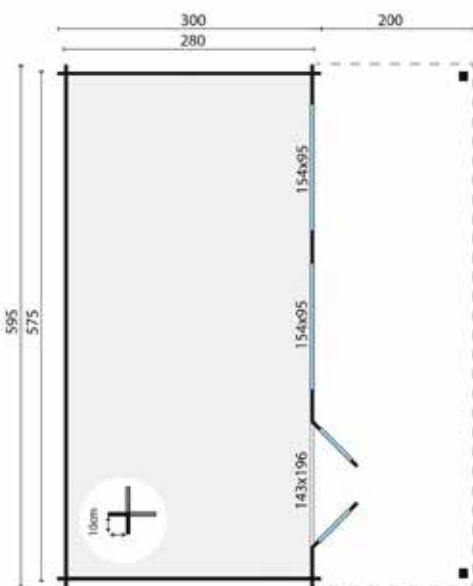
Aquapan (1)
 Easypan (1)
 Roof shingles, beavertail (12)
 Roof shingles, hexagonal (12)
 Roof shingles, straight (12)
 Roof tile profile panels (1)

OPTIONAL TREATMENT

Carefree protect (9)
 Impregnating liquid (to treat your log cabin yourself) (5)
 Impregnation (pre-impregnate, see colors on the left) (1)
 Stain (9)

OPTIONAL ACCESSORIES

Additional wall layer (1)
 Bitumen Kit 0.31ltr (6)
 Galvanised roof gutter set incl. gutter board (1)
 Glazing Sealant 0.29ltr (1)
 Impregnated Floor Pack 18mm (8)
 Impregnated Floor Pack 26mm (11)
 Plastic roof gutter Set 100mm incl. gutter board (1)
 Plastic roof gutter set 65mm incl. gutter board (1)
 Starter set 3 (1)
 Sturdy hardwood foundation beam (6)
 Sturdy plastic foundation beam (6)
 Wooden floor 18mm (8)
 Wooden floor 26mm (11)



Comes with loose rods for the doors and windows.

Doors and windows can be positioned both left and right.

Tip: when fitting roof tile profile boards we recommend that you also order wider wind stops. You can order 8 pieces of article 45.1640P for this.

The basic model excludes roof covering and excludes home delivery. Please contact your dealer for the prices for roof covering, any optional extras and home delivery.

All options can be found from page 83 onwards. ▶



21.9m²
11.9m²



36.0m²



50.4m³



44mm



4-6-4mm



GIJS LOG CABIN

SPECIFICATIONS

Article no 40.7057
 Wall thickness 44mm
 Wood type untreated, planed spruce
 Dimensions 595x400cm
 Awning size 200cm
 Foundation dimensions 575x380cm
 Ridge height approx. 263cm
 Number of opening windows 2
 Glass insulating glass
 Roof covering included Optional
 Type of door double door

SURCHARGE ROOF COVERING

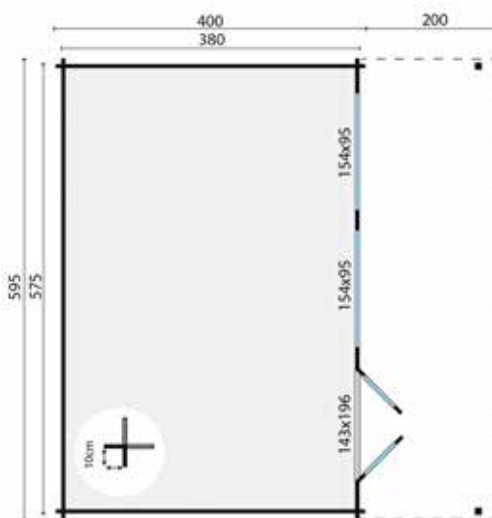
Aquapan (1)
 Easypan (1)
 Roof shingles, beavertail (14)
 Roof shingles, hexagonal (14)
 Roof shingles, straight (14)
 Roof tile profile panels (1)

OPTIONAL TREATMENT

Carefree protect (10)
 Impregnating liquid (to treat your log cabin yourself) (5)
 Impregnation (pre-impregnate, see colors on the left) (1)
 Stain (10)

OPTIONAL ACCESSORIES

Additional wall layer (1)
 Bitumen Kit 0.31ltr (6)
 Galvanised roof gutter set incl. gutter board (1)
 Glazing Sealant 0.29ltr (1)
 Impregnated Floor Pack 18mm (11)
 Impregnated Floor Pack 26mm (15)
 Plastic roof gutter Set 100mm incl. gutter board (1)
 Plastic roof gutter set 65mm incl. gutter board (1)
 Starter set 3 (1)
 Sturdy hardwood foundation beam (7)
 Sturdy plastic foundation beam (7)
 Wooden floor 18mm (11)
 Wooden floor 26mm (15)



Comes with loose rods for the doors and windows.

Doors and windows can be positioned both left and right.

Tip: when fitting roof tile profile boards we recommend that you also order wider wind stops. You can order 8 pieces of article 45.1640P for this.

The basic model excludes roof covering and excludes home delivery. Please contact your dealer for the prices for roof covering, any optional extras and home delivery.

All options can be found from page 83 onwards. ▶



21.8m²
7.2m²



37.5m²



50.1m³



44mm



4-6-4mm



PALMAR LOG CABIN

SPECIFICATIONS

Article no 40.7322
 Wall thickness 44mm
 Wood type untreated, planed spruce
 Dimensions 595x400cm
 Awning size 195cm
 Foundation dimensions 575x380cm
 Ridge height approx. 263cm
 Number of opening windows 3
 Glass insulating glass
 Roof covering included Optional
 Type of door double door

SURCHARGE ROOF COVERING


Aquapan (1)
 Easypan (1)
 Roof shingles, beavertail (15)
 Roof shingles, hexagonal (15)
 Roof shingles, straight (15)
 Roof tile profile panels (1)

OPTIONAL TREATMENT

Carefree protect (12)
 Impregnating liquid (to treat your log cabin yourself) (6)
 Impregnation (pre-impregnate, see colors on the left) (1)
 Stain (12)

OPTIONAL ACCESSORIES

Additional wall layer (1)
 Bitumen Kit 0.31ltr (8)
 Galvanised roof gutter set (1)
 Glazing Sealant 0.29ltr (1)
 Impregnated Floor Pack 18mm (11)
 Impregnated Floor Pack 26mm (15)
 Plastic roof gutter Set 100mm (1)
 Starter set 3 (1)
 Sturdy hardwood foundation beam (10)
 Sturdy plastic foundation beam (10)
 Wooden floor 18mm (11)
 Wooden floor 26mm (15)



Comes with loose rods for the doors and windows.
 Mirrored construction is also possible.

Tip: when fitting roof tile profile boards we recommend that you also order wider wind stops. You can order 8 pieces of article 45.1640P for this.

The basic model excludes roof covering and excludes home delivery. Please contact your dealer for the prices for roof covering, any optional extras and home delivery.

All options can be found from page 83 onwards. ►



27.6m²



34.5m²



63.5m³



44mm



4-6-4mm



TRUUS LOG CABIN

SPECIFICATIONS

Article no 40.7055

Wall thickness 44mm

Wood type untreated, planed spruce

Dimensions 595x500cm

Awning size 75cm

Foundation dimensions 575x480cm

Ridge height approx. 263cm

Number of opening windows 2

Glass insulating glass

Roof covering included Optional

Type of door double door

SURCHARGE ROOF COVERING

Aquapan (1)

Easypan (1)

Roof shingles, beavertail (13)

Roof shingles, hexagonal (13)

Roof shingles, straight (13)

Roof tile profile panels (1)

OPTIONAL TREATMENT

Carefree protect (12)

Impregnating liquid (to treat your log cabin yourself) (6)

Impregnation (pre-impregnate, see colors on the left) (1)

Stain (12)

OPTIONAL ACCESSORIES

Additional wall layer (1)

Bitumen Kit 0.31ltr (7)

Galvanised roof gutter set incl. gutter board (1)

Glazing Sealant 0.29ltr (1)

Impregnated Floor Pack 18mm (14)

Impregnated Floor Pack 26mm (19)

Plastic roof gutter Set 100mm incl. gutter board (1)

Plastic roof gutter set 65mm incl. gutter board (1)

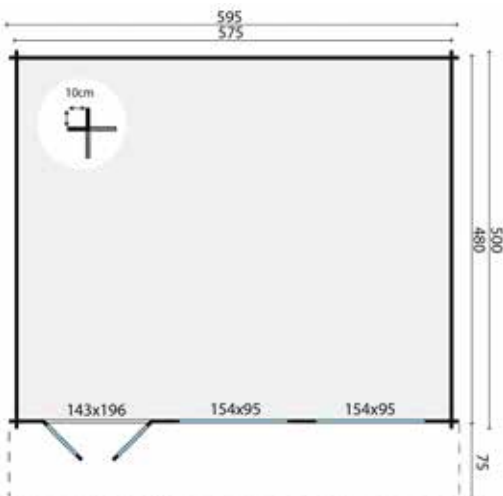
Starter set 3 (1)

Sturdy hardwood foundation beam (8)

Sturdy plastic foundation beam (8)

Wooden floor 18mm (14)

Wooden floor 26mm (19)



Comes with loose rods for the doors and windows.

Doors and windows can be positioned both left and right.

Tip: when fitting roof tile profile boards we recommend that you also order wider wind stops. You can order 8 pieces of article 45.1640P for this.

The basic model excludes roof covering and excludes home delivery. Please contact your dealer for the prices for roof covering, any optional extras and home delivery.

All options can be found from page 83 onwards. ►



26.8m²
14.4m²



48.0m²



67m³



44mm



4-9-4mm



SACHSEN LOG CABIN

SPECIFICATIONS

Article no 40.7378
 Wall thickness 44mm
 Wood type untreated, planed spruce
 Dimensions 598x500cm
 Awning size 240cm
 Foundation dimensions 578x480cm
 Ridge height approx. 290cm
 Number of opening windows 2
 Glass insulating glass
 Roof covering included Optional
 Type of door double door

SURCHARGE ROOF COVERING

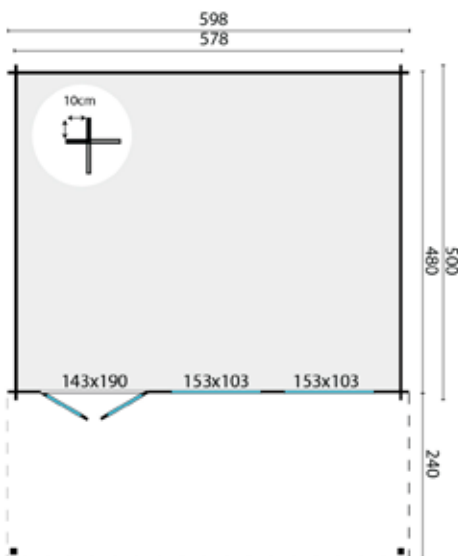
Aquapan (1)
 Easypan (1)
 Roof shingles, beavertail (20)
 Roof shingles, hexagonal (20)
 Roof shingles, straight (20)
 Roof tile profile panels (1)
 Roofing felt (1)

OPTIONAL TREATMENT

Carefree protect (8)
 Impregnating liquid (to treat your log cabin yourself) (1)
 Impregnation (pre-impregnate, see colors on the left) (1)
 Stain (8)

OPTIONAL ACCESSORIES

Additional wall layer (1)
 Bitumen Kit 0.31ltr (9)
 Galvanised roof gutter set (1)
 Glazing Sealant 0.29ltr (1)
 Impregnated Floor Pack 18mm (20)
 Impregnated Floor Pack 26mm (26)
 Plastic roof gutter Set 100mm (1)
 Starter set 3 (1)
 Sturdy hardwood foundation beam (8)
 Sturdy plastic foundation beam (8)
 Wooden floor 18mm (20)
 Wooden floor 26mm (26)



Comes with loose rods for the doors and windows.

Doors and windows can be positioned both left and right.

Tip: when fitting roof tile profile boards we recommend that you also order wider wind stops. You can order 8 pieces of article 45.1640P for this.

The basic model excludes roof covering and excludes home delivery. Please contact your dealer for the prices for roof covering, any optional extras and home delivery.

All options can be found from page 83 onwards. ►



33.6m²



44.6m²



80.7m³



44mm



4-6-4mm

HENK LOG CABIN

SPECIFICATIONS

Article no 40.7056
 Wall thickness 44mm
 Wood type untreated, planed spruce
 Dimensions 600x600cm
 Awning size 75cm
 Foundation dimensions 580x580cm
 Ridge height approx. 263cm
 Number of opening windows 2
 Glass insulating glass
 Roof covering included Optional
 Type of door double door

SURCHARGE ROOF COVERING

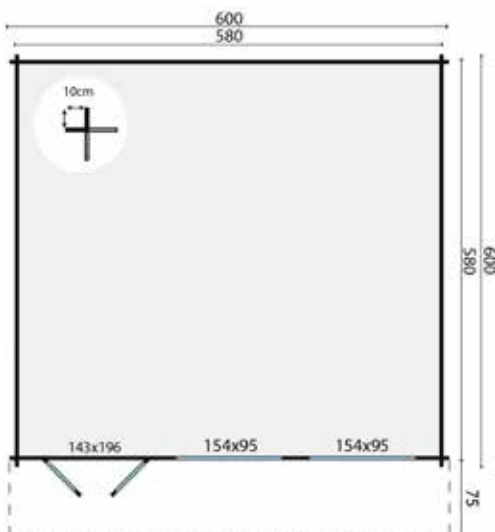
Aquapan (1)
 Easypan (1)
 Roof shingles, beavertail (16)
 Roof shingles, hexagonal (16)
 Roof shingles, straight (16)
 Roof tile profile panels (1)

OPTIONAL TREATMENT

Carefree protect (12)
 Impregnating liquid (to treat your log cabin yourself) (6)
 Impregnation (pre-impregnate, see colors on the left) (1)
 Stain (12)

OPTIONAL ACCESSORIES

Additional wall layer (1)
 Bitumen Kit 0.31ltr (7)
 Galvanised roof gutter set incl. gutter board (1)
 Glazing Sealant 0.29ltr (1)
 Impregnated Floor Pack 18mm (16)
 Impregnated Floor Pack 26mm (20)
 Plastic roof gutter Set 100mm incl. gutter board (1)
 Plastic roof gutter set 65mm incl. gutter board (1)
 Starter set 3 (1)
 Sturdy hardwood foundation beam (8)
 Sturdy plastic foundation beam (8)
 Wooden floor 18mm (16)
 Wooden floor 26mm (20)



Comes with loose rods for the doors and windows.

Doors and windows can be positioned both left and right.

Tip: when fitting roof tile profile boards we recommend that you also order wider wind stops. You can order 8 pieces of article 45.1640P for this.

The basic model excludes roof covering and excludes home delivery. Please contact your dealer for the prices for roof covering, any optional extras and home delivery.

All options can be found from page 83 onwards. ►



32.1m²



46.6m²



83.5m³



44mm



4-6-4mm



BRANDENBURG LOG CABIN

SPECIFICATIONS

Article no 40.7380

Wall thickness 44mm

Wood type untreated, planed spruce

Dimensions 598x598cm

Awning size 100cm

Foundation dimensions 578x578cm

Ridge height approx. 304cm

Number of opening windows 2

Glass insulating glass

Roof covering included Optional

Type of door double door

SURCHARGE ROOF COVERING

Aquapan (1)

Easypan (1)

Roof shingles, beavertail (18)

Roof shingles, hexagonal (18)

Roof shingles, straight (18)

Roof tile profile panels (1)

OPTIONAL TREATMENT

Carefree protect (11)

Impregnating liquid (to treat your log cabin yourself) (6)

Impregnation (pre-impregnate, see colors on the left) (1)

Stain (11)

OPTIONAL ACCESSORIES

Additional wall layer (1)

Bitumen Kit 0.31ltr (9)

Glazing Sealant 0.29ltr (1)

Impregnated Floor Pack 18mm (16)

Impregnated Floor Pack 26mm (21)

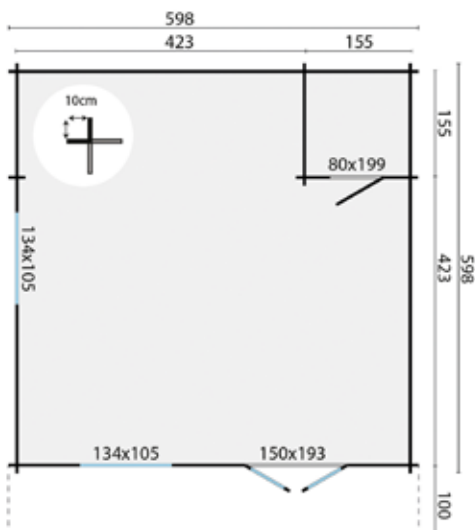
Standard pine foundation beam (10)

Standard plastic foundation beam (10)

Starter set 3 (1)

Wooden floor 18mm (16)

Wooden floor 26mm (21)



Comes with loose rods for the doors and windows.

Mirrored construction is also possible.

Doors and windows can be positioned both left and right.

The side window can be positioned either left or right.

Tip: when fitting roof tile profile boards we recommend that you also order wider wind stops. You can order 8 pieces of article 45.1640P for this.

The basic model excludes roof covering and excludes home delivery. Please contact your dealer for the prices for roof covering, any optional extras and home delivery.

All options can be found from page 83 onwards. ►



33.0m²
11.9m²



54.9m²



125m³



70mm



4-6-4mm

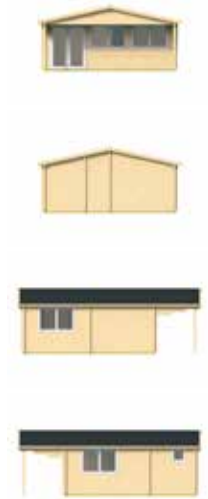


Image shown is with plastic windows and doors.

JACKSON LOG CABIN

SPECIFICATIONS

Article no 40.7400
 Wall thickness 70mm
 Wood type untreated, planed spruce
 Dimensions 595x595cm
 Awning size 200cm
 Foundation dimensions 575x575cm
 Ridge height approx. 277cm
 Number of opening windows 5
 Glass insulating glass
 Roof covering included Optional
 Type of door double door
 Foundation included Yes

SURCHARGE EXTERIOR DOORS AND WINDOWS

Deluxe windows and doors (1)
 PVC windows and doors (1)

SURCHARGE ROOF COVERING

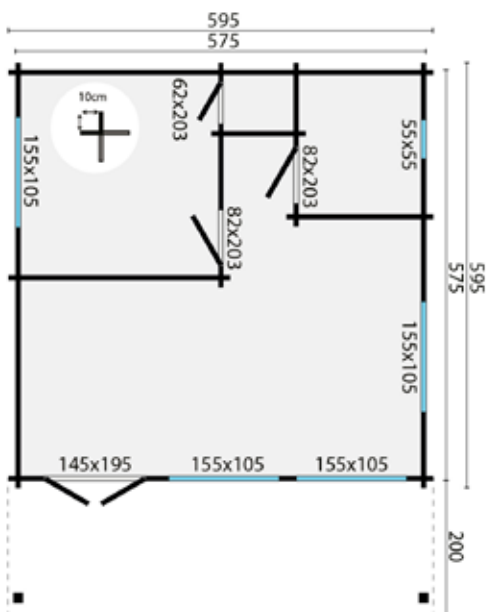
Aquapan (1)
 Easypan (1)
 Roof shingles, beavertail (19)
 Roof shingles, hexagonal (19)
 Roof shingles, straight (19)
 Roof tile profile panels (1)

OPTIONAL TREATMENT

Carefree protect (13)
 Impregnating liquid (to treat your log cabin yourself) (13)
 Stain (13)

OPTIONAL ACCESSORIES

Additional wall layer (1)
 Bitumen Kit 0.31ltr (6)
 Galvanised roof gutter set (1)
 Glazing Sealant 0.29ltr (2)
 Impregnated Floor Pack 18mm (16)
 Impregnated Floor Pack 26mm (21)
 Plastic roof gutter Set 100mm (1)
 Wooden floor 18mm (16)
 Wooden floor 26mm (21)



The thickness of the roof boards of this log cabin is 27mm, which is ideal for insulation. Mirrored construction is also possible.

Doors and windows can be positioned both left and right.

A maximum of one additional wall layer is possible with this model.

Tip: when fitting roof tile profile boards we recommend that you also order wider wind stops. You can order 8 pieces of article 45.1640P for this.

The basic model excludes roof covering and excludes home delivery. Please contact your dealer for the prices for roof covering, any optional extras and home delivery.

All options can be found from page 83 onwards. ▶



10.9m²
5.9m²
6.3m²



29.6m²



24.1m³



58mm



3-6-3mm



KATHERINE LOG CABIN

SPECIFICATIONS

Article no 40.7358

Wall thickness 58mm

Wood type untreated, planed spruce

Dimensions 595x450cm

Foundation dimensions 575x430cm

Ridge height approx. 243cm

Number of opening windows 2

Glass insulating glass

Roof covering included Optional

Type of door double door

SURCHARGE ROOF COVERING

Aquapan (1)

Easypan (1)

Roof shingles, beavertail (12)

Roof shingles, hexagonal (12)

Roof shingles, straight (12)

Roof tile profile panels (1)

Roofing felt (1)

OPTIONAL TREATMENT

Carefree protect (8)

Impregnating liquid (to treat your log cabin yourself) (4)

Impregnation (pre-impregnate, see colors on the left) (1)

Stain (8)

OPTIONAL ACCESSORIES

Additional wall layer (1)

Bitumen Kit 0.31ltr (4)

Galvanised roof gutter set (1)

Glazing Sealant 0.29ltr (1)

Impregnated Floor Pack 18mm (10)

Impregnated Floor Pack 26mm (11)

Plastic roof gutter Set 100mm (1)

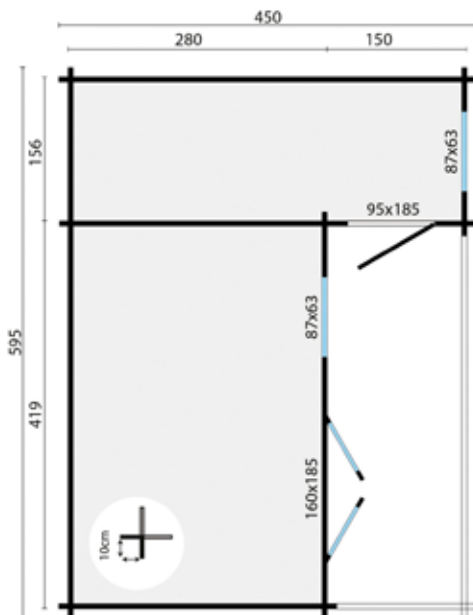
Starter set 2 (1)

Sturdy hardwood foundation beam (9)

Sturdy plastic foundation beam (9)

Wooden floor 18mm (10)

Wooden floor 26mm (11)



Comes with loose rods for the doors and windows.

Mirrored construction is also possible.

Doors and windows can be positioned both left and right.

Tip: when fitting roof tile profile boards we recommend that you also order wider wind stops. You can order 8 pieces of article 45.1640P for this.

The basic model excludes roof covering and excludes home delivery. Please contact your dealer for the prices for roof covering, any optional extras and home delivery.

All options can be found from page 83 onwards. ►



9.7m²



17.6m²



25m³



70mm



3-9-3mm



Image shown is with plastic windows and doors.

WHITEGATE LOG CABIN

SPECIFICATIONS

Article no 40.7388
 Wall thickness 70mm
 Wood type untreated, planed spruce
 Dimensions 400x299cm
 Awning size 120cm
 Foundation dimensions 380x279cm
 Ridge height approx. 250cm
 Number of opening windows 3
 Glass insulating glass
 Roof covering included Optional
 Type of door double door
 Foundation included Yes

SURCHARGE EXTERIOR DOORS AND WINDOWS

PVC windows and doors (1)
 Standard windows and doors (1)

SURCHARGE ROOF COVERING

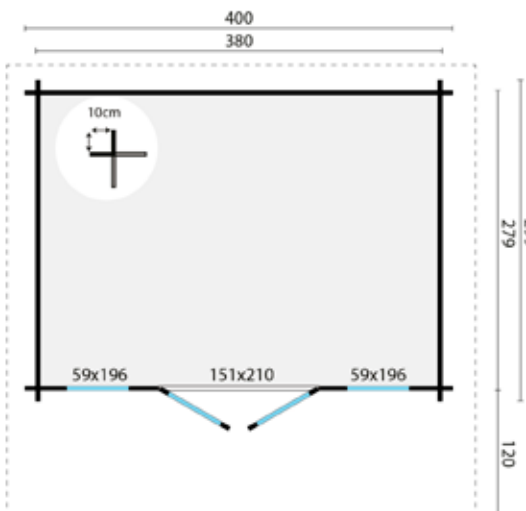
EPDM (incl. adhesive for 1-sided adhesion) (1)
 Easy-roofing (5)
 Roofing felt (1)

OPTIONAL TREATMENT

Carefree protect (5)
 Impregnating liquid (to treat your log cabin yourself) (3)
 Impregnation (pre-impregnate, see colors on the left) (1)
 Stain (5)

OPTIONAL ACCESSORIES

Additional wall layer (1)
 Aluminium roof trim set (1)
 Anthracite aluminium roof trim set (1)
 Bitumen Kit 0.31ltr (4)
 EPDM Contact Adhesive Aerosol 0.75ltr (2)
 Galvanised roof gutter set (1)
 Glazing Sealant 0.29ltr (2)
 Impregnated Floor Pack 18mm (5)
 Impregnated Floor Pack 26mm (7)
 Plastic roof gutter Set 100mm (1)
 Plastic roof gutter set 65mm (1)
 Starter set 1 (1)
 Sturdy hardwood foundation beam (5)
 Sturdy plastic foundation beam (5)
 Wooden floor 18mm (5)
 Wooden floor 26mm (7)



Mirrored construction is also possible.

The basic model excludes roof covering and excludes home delivery. Please contact your dealer for the prices for roof covering, any optional extras and home delivery.

All options can be found from page 83 onwards. ▶



24.0m²



34.4m²



72m³



44mm



4-6-4mm



LLANES LOG CABIN

SPECIFICATIONS

Article no 40.7320

Wall thickness 44mm

Wood type untreated, planed spruce

Dimensions 490x530cm

Awning size 70cm

Foundation dimensions 470x510cm

Ridge height approx. 358cm

Number of opening windows 5

Glass insulating glass

Roof covering included Optional

Type of door double door

Foundation included Yes

SURCHARGE ROOF COVERING

Aquapan (1)

Easypan (1)

Roof tile profile panels (1)

OPTIONAL TREATMENT

Carefree protect (10)

Impregnating liquid (to treat your log cabin yourself) (5)

Impregnation (pre-impregnate, see colors on the left) (1)

Stain (10)

OPTIONAL ACCESSORIES

Additional wall layer (1)

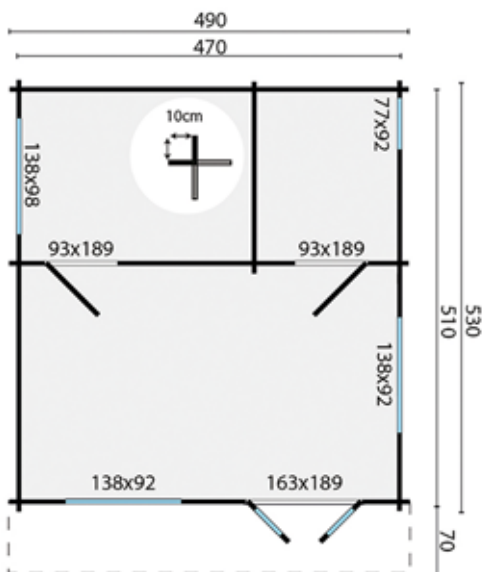
Bitumen Kit 0.31ltr (6)

Galvanised roof gutter set (1)

Glazing Sealant 0.29ltr (1)

Plastic roof gutter Set 100mm (1)

Starter set 3 (1)



Comes with loose rods for the doors and windows.

Tip: when fitting roof tile profile boards we recommend that you also order wider wind stops. You can order 8 pieces of article 45.1640P for this.

The basic model excludes roof covering and excludes home delivery. Please contact your dealer for the prices for roof covering, any optional extras and home delivery.

All options can be found from page 83 onwards. ▶



29.1m²



40.8m²



87.2m³



44mm



4-6-4mm



BIG LLANES LOG CABIN

SPECIFICATIONS

Article no 40.7321

Wall thickness 44mm

Wood type untreated, planed spruce

Dimensions 590x530cm

Awning size 70cm

Foundation dimensions 570x510cm

Ridge height approx. 358cm

Number of opening windows 5

Glass insulating glass

Roof covering included Optional

Type of door double door

Foundation included Yes

SURCHARGE ROOF COVERING

Aquapan (1)

Easypan (1)

Roof shingles, beavertail (15)

Roof shingles, hexagonal (15)

Roof shingles, straight (15)

Roof tile profile panels (1)

OPTIONAL TREATMENT

Carefree protect (12)

Impregnating liquid (to treat your log cabin yourself) (6)

Impregnation (pre-impregnate, see colors on the left) (1)

Stain (12)

OPTIONAL ACCESSORIES

Additional wall layer (1)

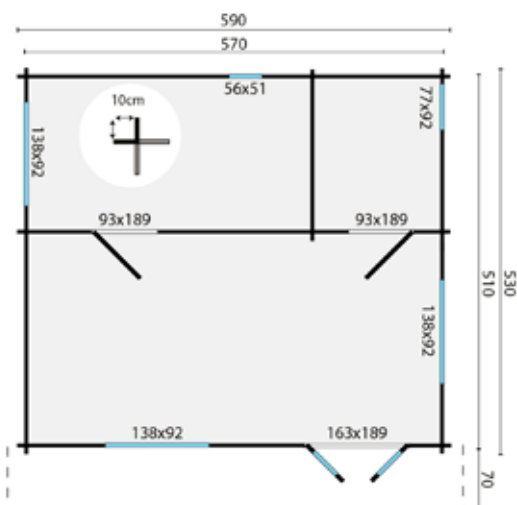
Bitumen Kit 0.31ltr (6)

Galvanised roof gutter set (1)

Glazing Sealant 0.29ltr (1)

Plastic roof gutter Set 100mm (1)

Starter set 3 (1)



Comes with loose rods for the doors and windows.

Tip: when fitting roof tile profile boards we recommend that you also order wider wind stops. You can order 8 pieces of article 45.1640P for this.

The basic model excludes roof covering and excludes home delivery. Please contact your dealer for the prices for roof covering, any optional extras and home delivery.

All options can be found from page 83 onwards. ►



45.3m²



57.3m²



117.8m³



44mm



3-6-3mm



MALAGA LOG CABIN

SPECIFICATIONS

Article no 40.7337

Wall thickness 44mm

Wood type untreated, planed spruce

Dimensions 595x808cm

Foundation dimensions 575x788cm

Ridge height approx. 317cm

Number of opening windows 6

Glass insulating glass

Roof covering included Optional

Type of door single door

Foundation included Yes

SURCHARGE ROOF COVERING

Aquapan (1)

Easypan (1)

Roof shingles, beavertail (23)

Roof shingles, hexagonal (23)

Roof shingles, straight (23)

Roof tile profile panels (1)

Roofing felt (1)

OPTIONAL TREATMENT

Carefree protect (18)

Impregnating liquid (to treat your log cabin yourself) (9)

Impregnation (pre-impregnate, see colors on the left) (1)

Stain (18)

OPTIONAL ACCESSORIES

Additional wall layer (1)

Bitumen Kit 0.31ltr (10)

Galvanised roof gutter set (1)

Glazing Sealant 0.29ltr (1)

Impregnated Floor Pack 18mm (25)

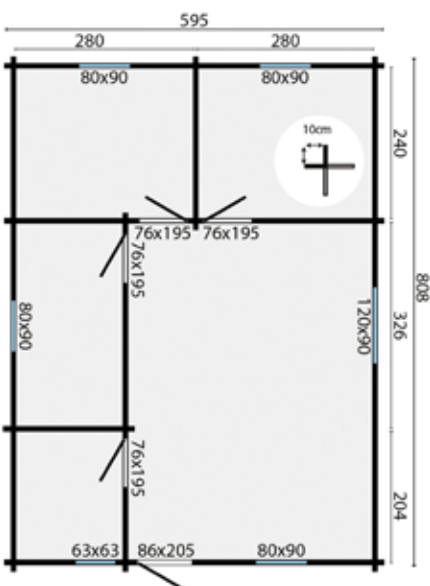
Impregnated Floor Pack 26mm (31)

Plastic roof gutter Set 100mm (1)

Starter set 3 (1)

Wooden floor 18mm (25)

Wooden floor 26mm (31)



Comes with loose rods for the doors and windows.

Tip: when fitting roof tile profile boards we recommend that you also order wider wind stops. You can order 8 pieces of article 45.1640P for this.

The basic model excludes roof covering and excludes home delivery. Please contact your dealer for the prices for roof covering, any optional extras and home delivery.

All options can be found from page 83 onwards. ▶



11.8m²
21.3m²



40.4m²



29m³



70mm



3-6-3mm

BRIDGEND LOG CABIN

SPECIFICATIONS

Article no 40.7389

Wall thickness 70mm

Wood type untreated, planed spruce

Dimensions 380x380cm

Awning size 298cm

Foundation dimensions 658x658cm

Ridge height approx. 229cm

Number of opening windows 4

Glass insulating glass

Roof covering included Optional

Type of door double door

Foundation included Yes

SURCHARGE EXTERIOR DOORS AND WINDOWS

PVC windows and doors (1)

Standard windows and doors (1)

SURCHARGE ROOF COVERING

EPDM (incl. adhesive for 1-sided adhesion) (1)

OPTIONAL TREATMENT

Carefree protect (7)

Impregnating liquid (to treat your log cabin yourself) (4)

Impregnation (pre-impregnate, see colors on the left) (1)

Stain (7)

OPTIONAL ACCESSORIES

Additional wall layer (1)

Aluminium roof trim set (1)

Anthracite aluminium roof trim set (1)

EPDM Contact Adhesive Aerosol 0.75ltr (5)

Galvanised roof gutter set (1)

Glazing Sealant 0.29ltr (1)

Impregnated Floor Pack 18mm (6)

Impregnated Floor Pack 26mm (8)

Plastic roof gutter Set 100mm (1)

Round Terminal (2)

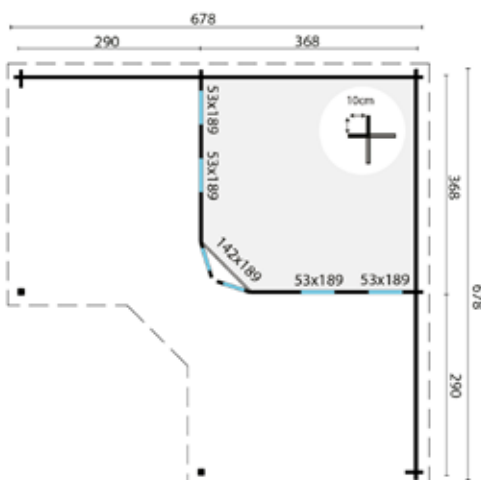
Starter set 1 (1)

Sturdy hardwood foundation beam (7)

Sturdy plastic foundation beam (7)

Wooden floor 18mm (6)

Wooden floor 26mm (8)



Mirrored construction is also possible.

The basic model excludes roof covering and excludes home delivery. Please contact your dealer for the prices for roof covering, any optional extras and home delivery.

All options can be found from page 83 onwards. ►



36.7m²
8.6m²



57.3m²



91.7m³



44mm



3-6-3mm



JAVEA LOG CABIN

SPECIFICATIONS

Article no 40.7323
 Wall thickness 44mm
 Wood type untreated, planed spruce
 Dimensions 595x808cm
 Foundation dimensions 575x788cm
 Ridge height approx. 317cm
 Number of opening windows 5
 Glass insulating glass
 Roof covering included Optional
 Type of door single door
 Foundation included Yes

SURCHARGE ROOF COVERING

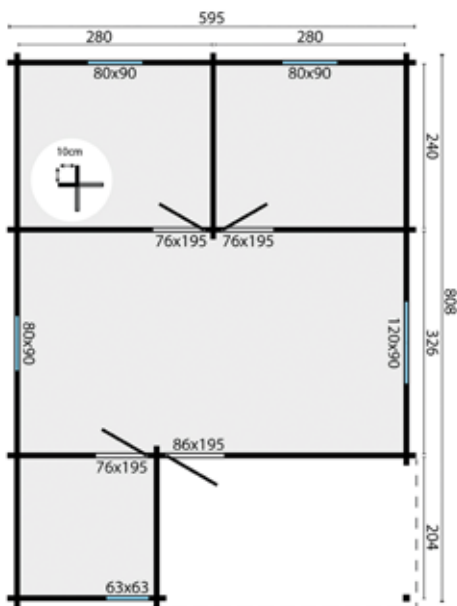
Aquapan (1)
 Easypan (1)
 Roof shingles, beavertail (21)
 Roof shingles, hexagonal (21)
 Roof shingles, straight (21)
 Roof tile profile panels (1)

OPTIONAL TREATMENT

Carefree protect (16)
 Impregnating liquid (to treat your log cabin yourself) (8)
 Impregnation (pre-impregnate, see colors on the left) (1)
 Stain (16)

OPTIONAL ACCESSORIES

Additional wall layer (1)
 Bitumen Kit 0.31ltr (8)
 Galvanised roof gutter set (1)
 Glazing Sealant 0.29ltr (1)
 Impregnated Floor Pack 18mm (21)
 Impregnated Floor Pack 26mm (28)
 Plastic roof gutter Set 100mm (1)
 Starter set 3 (1)
 Sturdy hardwood foundation beam (10)
 Sturdy plastic foundation beam (10)
 Wooden floor 18mm (21)
 Wooden floor 26mm (28)



Comes with loose rods for the doors and windows.

Tip: when fitting roof tile profile boards we recommend that you also order wider wind stops. You can order 8 pieces of article 45.1640P for this.

The basic model excludes roof covering and excludes home delivery. Please contact your dealer for the prices for roof covering, any optional extras and home delivery.

All options can be found from page 83 onwards. ▶



33.3m²



44.5m²



125m³



70mm



3-9-3mm



MALLORCA LOG CABIN

SPECIFICATIONS

Article no 40.7246
 Wall thickness 70mm
 Wood type untreated, planed spruce
 Dimensions 700x510cm
 Foundation dimensions 680x490cm
 Ridge height approx. 425cm
 Number of opening windows 6
 Glass insulating glass
 Roof covering included Optional
 Type of door single door
 Foundation included Yes

SURCHARGE EXTERIOR DOORS AND WINDOWS

PVC windows and doors (1)
 Standard windows and doors (1)

SURCHARGE ROOF COVERING

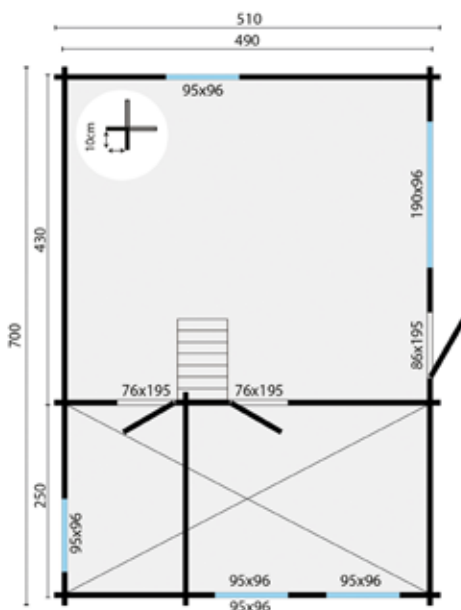
Aquapan (1)
 Easypan (1)
 Roof shingles, beavertail (16)
 Roof shingles, hexagonal (16)
 Roof shingles, straight (16)
 Roof tile profile panels (1)

OPTIONAL TREATMENT

Carefree protect (14)
 Impregnating liquid (to treat your log cabin yourself) (7)
 Impregnation (pre-impregnate, see colors on the left) (1)
 Stain (14)

OPTIONAL ACCESSORIES

Additional wall layer (1)
 Bitumen Kit 0.31ltr (8)
 Galvanised roof gutter set (1)
 Glazing Sealant 0.29ltr (2)
 Impregnated Floor Pack 18mm (16)
 Impregnated Floor Pack 26mm (21)
 Plastic roof gutter Set 100mm (1)
 Starter set 3 (1)
 Wooden floor 18mm (16)
 Wooden floor 26mm (21)



The thickness of the roof boards of this log cabin is 27mm, which is ideal for insulation. Tip: when fitting roof tile profile boards we recommend that you also order wider wind stops. You can order 8 pieces of article 45.1640P for this. The basic model excludes roof covering and excludes home delivery. Please contact your dealer for the prices for roof covering, any optional extras and home delivery.

All options can be found from page 83 onwards. ▶



38.2m²



49.1m²



107m³



70mm



4-6-4mm



DUNMORE LOG CABIN

SPECIFICATIONS

Article no 40.7366
 Wall thickness 70mm
 Wood type untreated, planed spruce
 Dimensions 820x520cm
 Foundation dimensions 800x500cm
 Ridge height approx. 331cm
 Number of opening windows 8
 Glass insulating glass
 Roof covering included Optional
 Type of door double door
 Foundation included Yes

SURCHARGE EXTERIOR DOORS AND WINDOWS

PVC windows and doors (1)
 Standard windows and doors (1)

SURCHARGE ROOF COVERING

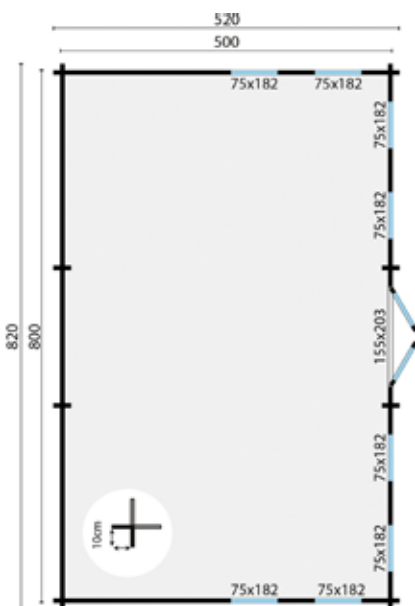
Roof shingles, beavertail (21)
 Roof shingles, hexagonal (21)
 Roof shingles, straight (21)

OPTIONAL TREATMENT

Carefree protect (11)
 Impregnating liquid (to treat your log cabin yourself) (1)
 Impregnation (pre-impregnate, see colors on the left) (1)
 Stain (11)

OPTIONAL ACCESSORIES

Additional wall layer (1)
 Bitumen Kit 0.31ltr (6)
 Glazing Sealant 0.29ltr (3)
 Impregnated Floor Pack 18mm (19)
 Impregnated Floor Pack 26mm (24)
 Starter set 2 (1)
 Wooden floor 18mm (19)
 Wooden floor 26mm (24)



The thickness of the roof boards of this log cabin is 27mm, which is ideal for insulation. An extra wall layer is required for the application of a gutter. The basic model excludes roof covering and excludes home delivery. Please contact your dealer for the prices for roof covering, any optional extras and home delivery.

All options can be found from page 83 onwards. ▶



64.8m²
7.2m²



87.2m²



183.9m³



70mm



3-9-3mm



FUERTEVENTURA LOG CABIN

SPECIFICATIONS

Article no 40.7319
 Wall thickness 70mm
 Wood type untreated, planed spruce
 Dimensions 941x848cm
 Foundation dimensions 921x828cm
 Ridge height approx. 317cm
 Number of opening windows 8
 Glass insulating glass
 Roof covering included Optional
 Type of door single door
 Foundation included Yes

SURCHARGE EXTERIOR DOORS AND WINDOWS

PVC windows and doors (1)
 Standard windows and doors (1)

SURCHARGE ROOF COVERING

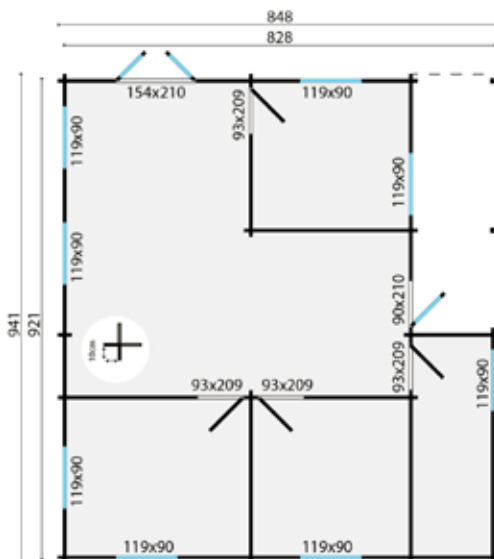
Aquapan (1)
 Easypan (1)
 Roof shingles, beavertail (32)
 Roof shingles, hexagonal (32)
 Roof shingles, straight (32)
 Roof tile profile panels (1)

OPTIONAL TREATMENT

Carefree protect (21)
 Impregnating liquid (to treat your log cabin yourself) (11)
 Impregnation (pre-impregnate, see colors on the left) (1)
 Stain (21)

OPTIONAL ACCESSORIES

Additional wall layer (1)
 Bitumen Kit 0.31ltr (12)
 Galvanised roof gutter set (1)
 Glazing Sealant 0.29ltr (2)
 Impregnated Floor Pack 18mm (33)
 Impregnated Floor Pack 26mm (42)
 Plastic roof gutter Set 100mm (1)
 Starter set 3 (2)
 Wooden floor 18mm (33)
 Wooden floor 26mm (42)



The thickness of the roof boards of this log cabin is 27mm, which is ideal for insulation. Tip: when fitting roof tile profile boards we recommend that you also order wider wind stops. You can order 12 pieces of article 45.1640P for this. The basic model excludes roof covering and excludes home delivery. Please contact your dealer for the prices for roof covering, any optional extras and home delivery.

All options can be found from page 83 onwards. ▶



67.2m²



92.8m²



201.6m³



70mm



3-9-3mm



TULLOW LOG CABIN

SPECIFICATIONS

Article no 40.7332
 Wall thickness 70mm
 Wood type untreated, planed spruce
 Dimensions 901x954cm
 Foundation dimensions 442x932+437x692cm
 Ridge height approx. 344cm
 Number of opening windows 8
 Glass insulating glass
 Roof covering included Optional
 Type of door double door
 Foundation included Yes

SURCHARGE EXTERIOR DOORS AND WINDOWS

Deluxe windows and doors (1)
 PVC windows and doors (1)

SURCHARGE ROOF COVERING

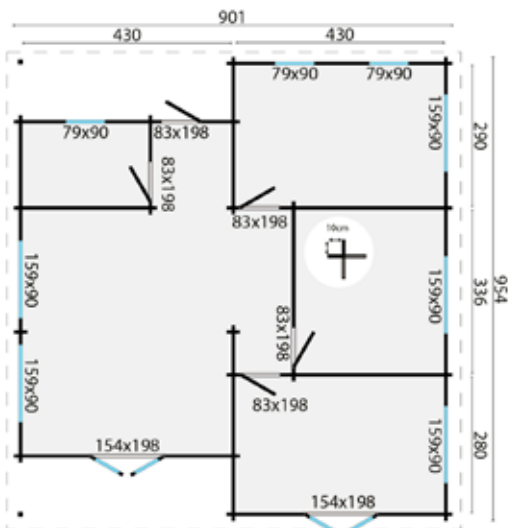
Aquapan (1)
 Easypan (1)
 Roof shingles, beavertail (34)
 Roof shingles, hexagonal (34)
 Roof shingles, straight (34)
 Roof tile profile panels (1)

OPTIONAL TREATMENT

Carefree protect (22)
 Impregnating liquid (to treat your log cabin yourself) (11)
 Impregnation (pre-impregnate, see colors on the left) (1)
 Stain (22)

OPTIONAL ACCESSORIES

Additional wall layer (1)
 Bitumen Kit 0.31ltr (12)
 Galvanised roof gutter set (1)
 Glazing Sealant 0.29ltr (4)
 Impregnated Floor Pack 18mm (34)
 Impregnated Floor Pack 26mm (44)
 Plastic roof gutter Set 100mm (1)
 Starter set 3 (2)
 Wooden floor 18mm (34)
 Wooden floor 26mm (44)



The thickness of the roof boards of this log cabin is 27mm, which is ideal for insulation. All doors and windows are of so-called domestic quality.

Tip: when fitting roof tile profile boards we recommend that you also order wider wind stops. You can order 12 pieces of article 45.1640P for this.

The basic model excludes roof covering and excludes home delivery. Please contact your dealer for the prices for roof covering, any optional extras and home delivery.

All options can be found from page 83 onwards. ►



67.6m²
8.5m²



88.3m²



182.5m³



70mm



3-6-3mm

CASTELCOMER LOG CABIN

SPECIFICATIONS

Article no 40.7334
 Wall thickness 70mm
 Wood type untreated, planed spruce
 Dimensions 1640x490cm
 Foundation dimensions 1620x470cm
 Ridge height approx. 290cm
 Number of opening windows 14
 Glass insulating glass
 Roof covering included Optional
 Type of door single door
 Foundation included Yes

SURCHARGE EXTERIOR DOORS AND WINDOWS

Deluxe windows and doors (1)
 PVC windows and doors (1)

SURCHARGE ROOF COVERING

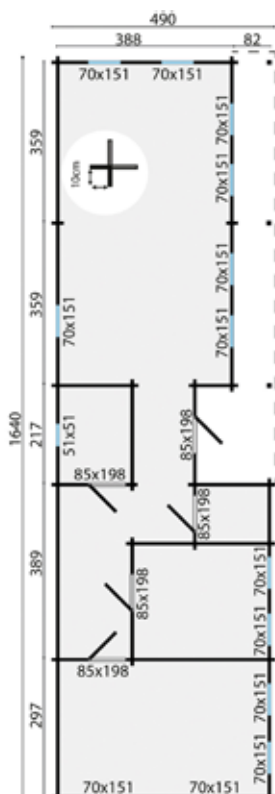
Aquapan (1)
 Easypan (1)
 Roof shingles, beavertail (33)
 Roof shingles, hexagonal (33)
 Roof shingles, straight (33)
 Roof tile profile panels (1)

OPTIONAL TREATMENT

Carefree protect (22)
 Impregnating liquid (to treat your log cabin yourself) (11)
 Impregnation (pre-impregnate, see colors on the left) (1)
 Stain (22)

OPTIONAL ACCESSORIES

Additional wall layer (1)
 Bitumen Kit 0.31ltr (14)
 Galvanised roof gutter set (1)
 Glazing Sealant 0.29ltr (8)
 Impregnated Floor Pack 18mm (32)
 Impregnated Floor Pack 26mm (42)
 Plastic roof gutter Set 100mm (1)
 Starter set 3 (2)
 Wooden floor 18mm (32)
 Wooden floor 26mm (42)



The thickness of the roof boards of this log cabin is 27mm, which is ideal for insulation. All doors and windows are of so-called domestic quality.

Tip: when fitting roof tile profile boards we recommend that you also order wider wind stops. You can order 8 pieces of article 45.1640P for this.

The basic model excludes roof covering and excludes home delivery. Please contact your dealer for the prices for roof covering, any optional extras and home delivery.

All options can be found from page 83 onwards. ▶



72.0m²



106.0m²



229.5m³



70mm



3-9-3mm



MAYNOOTH LOG CABIN

SPECIFICATIONS

Article no 40.7331
 Wall thickness 70mm
 Wood type untreated, planed spruce
 Dimensions 1044x1321cm
 Foundation dimensions 1299x378+426x644cm
 Ridge height approx. 344cm
 Number of opening windows 9
 Glass insulating glass
 Roof covering included Optional
 Type of door double door
 Foundation included Yes

SURCHARGE EXTERIOR DOORS AND WINDOWS

Deluxe windows and doors (1)
 PVC windows and doors (1)

SURCHARGE ROOF COVERING

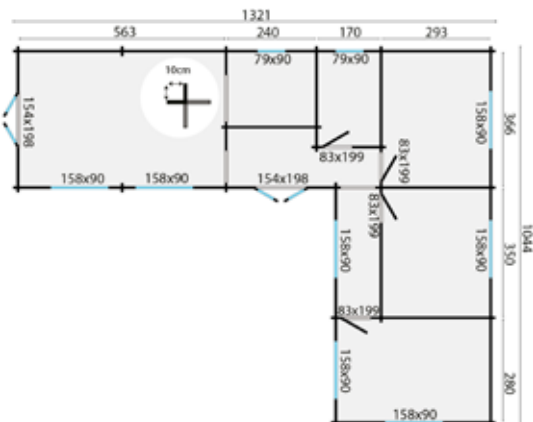
Roof shingles, beavertail (48)
 Roof shingles, hexagonal (48)
 Roof shingles, straight (48)

OPTIONAL TREATMENT

Carefree protect (29)
 Impregnating liquid (to treat your log cabin yourself) (15)
 Impregnation (pre-impregnate, see colors on the left) (1)
 Stain (29)

OPTIONAL ACCESSORIES

Additional wall layer (1)
 Bitumen Kit 0.31ltr (12)
 Glazing Sealant 0.29ltr (6)
 Impregnated Floor Pack 18mm (37)
 Impregnated Floor Pack 26mm (47)
 Starter set 3 (2)
 Wooden floor 18mm (37)
 Wooden floor 26mm (47)



The thickness of the roof boards of this log cabin is 27mm, which is ideal for insulation. All doors and windows are of so-called domestic quality. The basic model excludes roof covering and excludes home delivery. Please contact your dealer for the prices for roof covering, any optional extras and home delivery.

All options can be found from page 83 onwards. ►



34.9m²



47.6m²



90.8m³



44mm



3-6-3mm

CADIZ LOG CABIN

SPECIFICATIONS

Article no 40.7338

Wall thickness 44mm

Wood type untreated, planed spruce

Dimensions 702x532cm

Foundation dimensions 682x512cm

Ridge height approx. 317cm

Number of windows (fixed) 6

Glass insulating glass

Roof covering included Optional

Type of door single door

Foundation included Yes

SURCHARGE ROOF COVERING

Aquapan (1)

Easypan (1)

Roof shingles, beavertail (54)

Roof shingles, hexagonal (54)

Roof shingles, straight (54)

Roof tile profile panels (1)

OPTIONAL TREATMENT

Carefree protect (11)

Impregnating liquid (to treat your log cabin yourself) (6)

Impregnation (pre-impregnate, see colors on the left) (1)

Stain (11)

OPTIONAL ACCESSORIES

Additional wall layer (1)

Bitumen Kit 0.31ltr (6)

Galvanised roof gutter set (1)

Glazing Sealant 0.29ltr (2)

Impregnated Floor Pack 18mm (17)

Impregnated Floor Pack 26mm (22)

Plastic roof gutter Set 100mm (1)

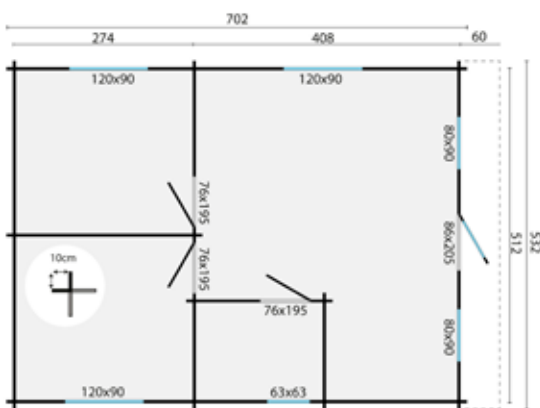
Starter set 2 (1)

Sturdy hardwood foundation beam (9)

Sturdy plastic foundation beam (9)

Wooden floor 18mm (17)

Wooden floor 26mm (22)



Tip: when fitting roof tile profile boards we recommend that you also order wider wind stops. You can order 8 pieces of article 45.1640P for this.

The basic model excludes roof covering and excludes home delivery. Please contact your dealer for the prices for roof covering, any optional extras and home delivery.

All options can be found from page 83 onwards. ►



78.8m²
6.9m²



106.6m²



205m³



70mm



3-9-3mm



ATHY LOG CABIN

SPECIFICATIONS

Article no 40.7340

Wall thickness 70mm

Wood type untreated, planed spruce

Dimensions 484x1859cm

Awning size 150cm

Foundation dimensions 462x1997cm

Ridge height approx. 290cm

Number of opening windows 8

Glass insulating glass

Roof covering included Optional

Type of door double door

Foundation included Yes

SURCHARGE EXTERIOR DOORS AND WINDOWS

Deluxe windows and doors (1)

PVC windows and doors (1)

SURCHARGE ROOF COVERING

Aquapan (1)

Easypan (1)

Roof shingles, beavertail (43)

Roof shingles, hexagonal (43)

Roof shingles, straight (43)

Roof tile profile panels (1)

OPTIONAL TREATMENT

Carefree protect (29)

Impregnating liquid (to treat your log cabin yourself) (15)

Impregnation (pre-impregnate, see colors on the left) (1)

Stain (29)

OPTIONAL ACCESSORIES

Additional wall layer (1)

Bitumen Kit 0.31ltr (18)

Galvanised roof gutter set (1)

Glazing Sealant 0.29ltr (4)

Impregnated Floor Pack 18mm (40)

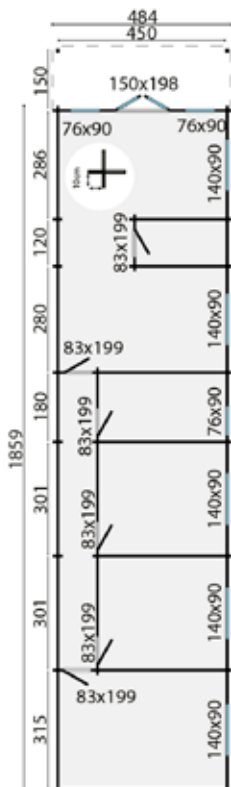
Impregnated Floor Pack 26mm (52)

Plastic roof gutter Set 100mm (1)

Starter set 3 (2)

Wooden floor 18mm (40)

Wooden floor 26mm (52)



The thickness of the roof boards of this log cabin is 27mm, which is ideal for insulation.

All doors and windows are of so-called domestic quality.

Tip: when fitting roof tile profile boards we recommend that you also order wider wind stops. You can order 8 pieces of article 45.1640P for this.

The basic model excludes roof covering and excludes home delivery. Please contact your dealer for the prices for roof covering, any optional extras and home delivery.

All options can be found from page 83 onwards. ►



91.2m²
10.6m²



127.5m²



246.2m³



70mm



3-6-3mm

CASHEL LOG CABIN

SPECIFICATIONS

Article no 40.7328
 Wall thickness 70mm
 Wood type untreated, planed spruce
 Dimensions 778x1600cm
 Awning size 180cm
 Foundation dimensions 578x1960cm
 Ridge height approx. 311cm
 Number of opening windows 12
 Glass insulating glass
 Roof covering included Optional
 Type of door single door
 Foundation included Yes

SURCHARGE EXTERIOR DOORS AND WINDOWS

Deluxe windows and doors (1)
 PVC windows and doors (1)

SURCHARGE ROOF COVERING

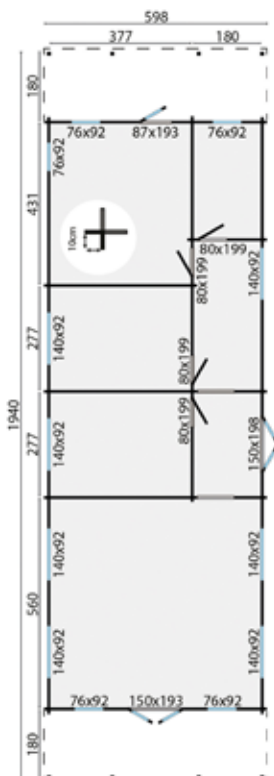
Aquapan (1)
 Easypan (1)
 Roof shingles, beavertail (46)
 Roof shingles, hexagonal (46)
 Roof shingles, straight (46)
 Roof tile profile panels (1)

OPTIONAL TREATMENT

Carefree protect (21)
 Impregnating liquid (to treat your log cabin yourself) (11)
 Impregnation (pre-impregnate, see colors on the left) (1)
 Stain (21)

OPTIONAL ACCESSORIES

Additional wall layer (1)
 Bitumen Kit 0.31ltr (12)
 Galvanised roof gutter set (1)
 Glazing Sealant 0.29ltr (6)
 Impregnated Floor Pack 18mm (43)
 Impregnated Floor Pack 26mm (56)
 Plastic roof gutter Set 100mm (1)
 Starter set 3 (2)
 Wooden floor 18mm (43)
 Wooden floor 26mm (56)



The thickness of the roof boards of this log cabin is 27mm, which is ideal for insulation. All doors and windows are of so-called domestic quality. Tip: when fitting roof tile profile boards we recommend that you also order wider wind stops. You can order 8 pieces of article 45.1640P for this. The basic model excludes roof covering and excludes home delivery. Please contact your dealer for the prices for roof covering, any optional extras and home delivery.

All options can be found from page 83 onwards. ▶



95.9m²
13.6m²



123.1m²



268.5m³



70mm



3-6-3mm



FRESHFORD LOG CABIN

SPECIFICATIONS

Article no 40.7329
 Wall thickness 70mm
 Wood type untreated, planed spruce
 Dimensions 800x1425cm
 Awning size 168cm
 Foundation dimensions 780x1405cm
 Ridge height approx. 338cm
 Number of opening windows 10
 Glass insulating glass
 Roof covering included Optional
 Type of door double door
 Foundation included Yes

SURCHARGE EXTERIOR DOORS AND WINDOWS

Deluxe windows and doors (1)
 PVC windows and doors (1)

SURCHARGE ROOF COVERING

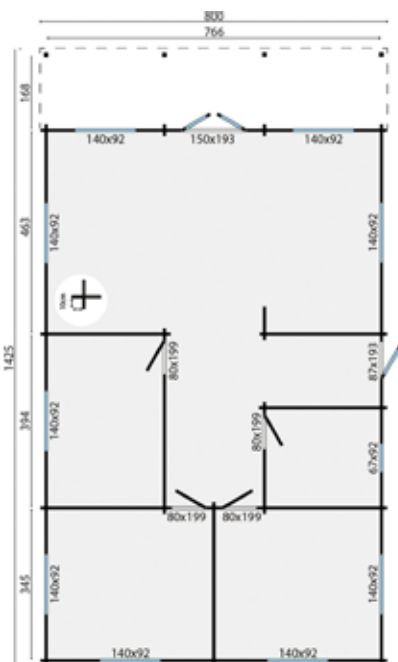
Aquapan (1)
 Easypan (1)
 Roof shingles, beavertail (44)
 Roof shingles, hexagonal (44)
 Roof shingles, straight (44)
 Roof tile profile panels (1)

OPTIONAL TREATMENT

Carefree protect (22)
 Impregnating liquid (to treat your log cabin yourself) (11)
 Impregnation (pre-impregnate, see colors on the left) (1)
 Stain (22)

OPTIONAL ACCESSORIES

Additional wall layer (1)
 Bitumen Kit 0.31ltr (12)
 Galvanised roof gutter set (1)
 Glazing Sealant 0.29ltr (6)
 Impregnated Floor Pack 18mm (46)
 Impregnated Floor Pack 26mm (59)
 Plastic roof gutter Set 100mm (1)
 Starter set 3 (2)
 Wooden floor 18mm (46)
 Wooden floor 26mm (59)



The thickness of the roof boards of this log cabin is 27mm, which is ideal for insulation. All doors and windows are of so-called domestic quality. Tip: when fitting roof tile profile boards we recommend that you also order wider wind stops. You can order 10 pieces of article 45.1640P for this. The basic model excludes roof covering and excludes home delivery. Please contact your dealer for the prices for roof covering, any optional extras and home delivery.

All options can be found from page 83 onwards. ▶



59.4m²



77.8m²



163.4m³



44mm



3-9-3mm

NAVARRA LOG CABIN

NEW!

SPECIFICATIONS

Article no 40.7413
 Wall thickness 44mm
 Wood type untreated, planed spruce
 Dimensions 1032x633cm
 Foundation dimensions 1012x613cm
 Ridge height approx. 310cm
 Number of opening windows 5
 Glass insulating glass
 Roof covering included Optional
 Type of door single door
 Foundation included Yes

SURCHARGE EXTERIOR DOORS AND WINDOWS

Standard windows and doors

SURCHARGE ROOF COVERING

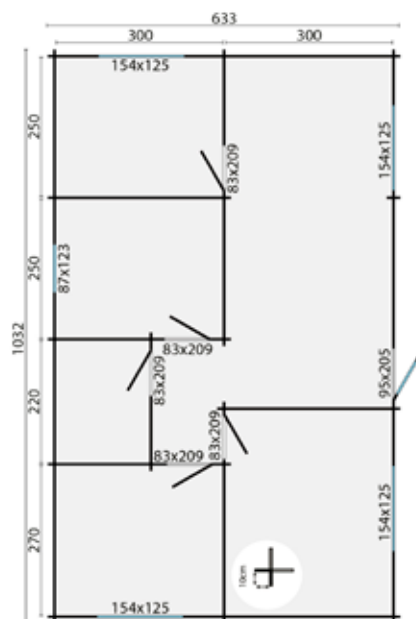
Aquapan
 Easypan
 Roof shingles, beavertail
 Roof shingles, hexagonal
 Roof shingles, straight
 Roof tile profile panels

OPTIONAL TREATMENT

Carefree protect
 Impregnating liquid (to treat your log cabin yourself)
 Impregnation (pre-impregnate, see colors on the left)
 Stain

OPTIONAL ACCESSORIES

Additional wall layer
 Bitumen Kit 0.31ltr
 Galvanised roof gutter set
 Glazing Sealant 0.29ltr
 Impregnated Floor Pack 18mm
 Impregnated Floor Pack 26mm
 Plastic roof gutter Set 100mm
 Starter set 3
 Wooden floor 18mm
 Wooden floor 26mm



The basic model excludes roof covering and excludes home delivery. Please contact your dealer for the prices for roof covering, any optional extras and home delivery.

All options can be found from page 83 onwards. ▶



27.5m²



38.2m²



68.7m³



44mm



3-9-3mm



CANTABRIA LOG CABIN

NEW!

SPECIFICATIONS

Article no 40.7411
 Wall thickness 44mm
 Wood type untreated, planed spruce
 Dimensions 595x520cm
 Foundation dimensions 575x500cm
 Ridge height approx. 263cm
 Number of opening windows 3
 Glass insulating glass
 Roof covering included Optional
 Deurtype enkele deur
 Foundation included Yes

SURCHARGE ROOF COVERING

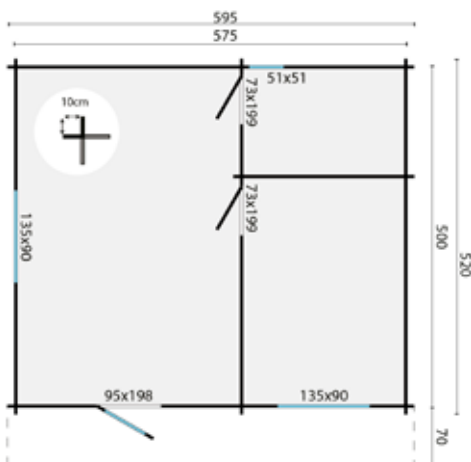
Aquapan
 Easypan
 Roof shingles, beavertail
 Roof shingles, hexagonal
 Roof shingles, straight
 Roof tile profile panels

OPTIONAL TREATMENT

Carefree protect
 Impregnating liquid (to treat your log cabin yourself)
 Impregnation (pre-impregnate, see colors on the left)
 Stain

OPTIONAL ACCESSORIES

Additional wall layer
 Bitumen Kit 0.31ltr
 Galvanised roof gutter set
 Glazing Sealant 0.29ltr
 Impregnated Floor Pack 18mm
 Impregnated Floor Pack 26mm
 Plastic roof gutter Set 100mm
 Starter set 3
 Wooden floor 18mm
 Wooden floor 26mm



The basic model excludes roof covering and excludes home delivery. Please contact your dealer for the prices for roof covering, any optional extras and home delivery.

All options can be found from page 83 onwards. ▶



68.9m²



92.7m²



172.3m³



44mm



3-9-3mm

EXTREMADURA LOG CABIN

NEW!

SPECIFICATIONS

Article no 40.7412
 Wall thickness 44mm
 Wood type untreated, planed spruce
 Dimensions 1064x795cm
 Foundation dimensions 1044x775cm
 Ridge height approx. 297cm
 Number of opening windows 6
 Glass insulating glass
 Roof covering included Optional
 Deurtype enkele deur
 Foundation included Yes

SURCHARGE ROOF COVERING

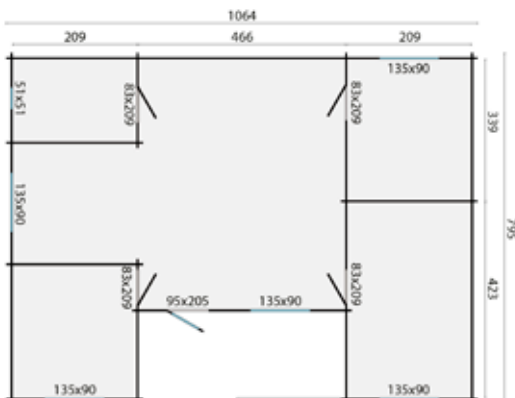
EPDM (incl. adhesive for 1-sided adhesion)

OPTIONAL TREATMENT

Carefree protect
 Impregnating liquid (to treat your log cabin yourself)
 Impregnation (pre-impregnate, see colors on the left)
 Stain

OPTIONAL ACCESSORIES

Additional wall layer
 Bitumen Kit 0.31ltr
 Galvanised roof gutter set
 Glazing Sealant 0.29ltr
 Impregnated Floor Pack 18mm
 Impregnated Floor Pack 26mm
 Plastic roof gutter Set 100mm
 Starter set 3
 Wooden floor 18mm
 Wooden floor 26mm



The basic model excludes roof covering and excludes home delivery. Please contact your dealer for the prices for roof covering, any optional extras and home delivery.

All options can be found from page 83 onwards. ►



44mm



LAS PALMAS LOG CABIN

NEW!

SPECIFICATIONS

Article no 40.7418
 Wall thickness 44mm
 Wood type untreated, planed spruce
 Dimensions 595x850cm
 Foundation dimensions 850x400cm
 Ridge height approx. 290cm
 Glass insulating glass
 Roof covering included Optional
 Type of door single door
 Double-walled No
 Foundation included Yes

SURCHARGE ROOF COVERING

EPDM (incl. adhesive for 1-sided adhesion)

OPTIONAL TREATMENT

Carefree protect
 Impregnating liquid (to treat your log cabin yourself)
 Impregnation (pre-impregnate, see colors on the left)
 Stain

OPTIONAL ACCESSORIES

Additional wall layer
 Bitumen Kit 0.31ltr
 Galvanised roof gutter set
 Glazing Sealant 0.29ltr
 Impregnated Floor Pack 18mm
 Impregnated Floor Pack 26mm
 Plastic roof gutter Set 100mm
 Starter set 3
 Wooden floor 18mm
 Wooden floor 26mm



The basic model excludes roof covering and excludes home delivery. Please contact your dealer for the prices for roof covering, any optional extras and home delivery.

All options can be found from page 83 onwards. ▶



44mm



BILBAO LOG CABIN

NEW!

SPECIFICATIONS

Article no 40.7419
 Wall thickness 44mm
 Wood type untreated, planed spruce
 Dimensions 400x598cm
 Awning size 70cm
 Foundation dimensions 598x400cm
 Ridge height approx. 263cm
 Glass insulating glass
 Roof covering included Optional
 Type of door double door
 Double-walled No
 Foundation included Yes

SURCHARGE ROOF COVERING

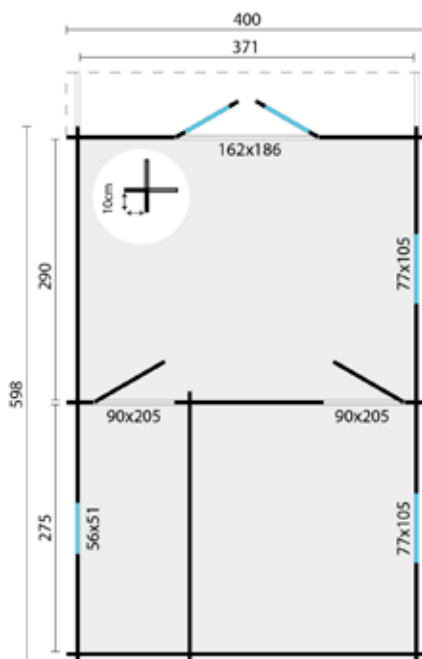
Aquapan
 Easypan
 Roof shingles, beavertail
 Roof shingles, hexagonal
 Roof shingles, straight
 Roof tile profile panels

OPTIONAL TREATMENT

Carefree protect (21)
 Impregnating liquid (to treat your log cabin yourself)
 Impregnation (pre-impregnate, see colors on the left)
 Stain

OPTIONAL ACCESSORIES

Additional wall layer
 Bitumen Kit 0.31ltr
 Galvanised roof gutter set
 Glazing Sealant 0.29ltr
 Impregnated Floor Pack 18mm
 Impregnated Floor Pack 26mm
 Plastic roof gutter Set 100mm
 Starter set 3
 Wooden floor 18mm
 Wooden floor 26mm



The basic model excludes roof covering and excludes home delivery. Please contact your dealer for the prices for roof covering, any optional extras and home delivery.

All options can be found from page 83 onwards. ▶



44mm



TERUEL LOG CABIN

NEW!

SPECIFICATIONS

Article no 40.7420
 Wall thickness 44mm
 Wood type untreated, planed spruce
 Dimensions 400x598cm
 Awning size 60cm
 Foundation dimensions 598x595cm
 Ridge height approx. 263cm
 Glass insulating glass
 Roof covering included Optional
 Type of door double door
 Double-walled No
 Foundation included Yes

SURCHARGE ROOF COVERING

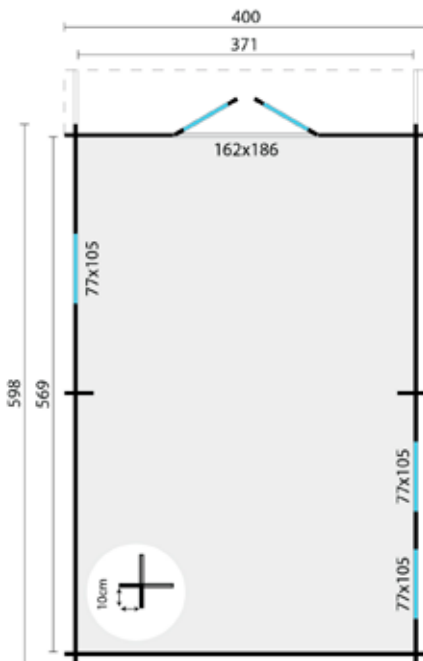
Aquapan (1)
 Easypan (1)
 Roof shingles, beavertail
 Roof shingles, hexagonal
 Roof shingles, straight
 Roof tile profile panels

OPTIONAL TREATMENT

Carefree protect
 Impregnating liquid (to treat your log cabin yourself)
 Impregnation (pre-impregnate, see colors on the left)
 Stain

OPTIONAL ACCESSORIES

Additional wall layer
 Bitumen Kit 0.31ltr
 Galvanised roof gutter set
 Glazing Sealant 0.29ltr
 Impregnated Floor Pack 18mm
 Impregnated Floor Pack 26mm
 Plastic roof gutter Set 100mm
 Starter set 3
 Wooden floor 18mm
 Wooden floor 26mm



The basic model excludes roof covering and excludes home delivery. Please contact your dealer for the prices for roof covering, any optional extras and home delivery.

All options can be found from page 83 onwards. ▶



16.1m²
11.9m²



30.6m²



37m³



44mm



4-6-4mm



Pinkus log cabin

NEW!

Specifications

P014171 untreated
P016654 green pressure treated
P016653 brown pressure treated
P016655 grey pressure treated
P016657 honey-yellow pressure treated
P016656 Red Class Wood pressure treated
Wall thickness 44mm
Wood type untreated, planed spruce
Dimensions 595x300cm
Awning size 200cm
Foundation dimensions 575x280cm
Ridge height approx. 263cm
Number of opening windows 2
Glass insulating glass
Roof covering included optional
Type of door double door

Surcharge roof covering

Aquapan (1)
 Easypan (1)
 Roof shingles, beavertail (12)
 Roof shingles, hexagonal (12)
 Roof shingles, straight (12)
 Roof tile profile panels (1)

Optional treatment

Carefree protect (9)
 Impregnating liquid (to treat your log cabin yourself) (5)
 Stain (9)

Optional accessories

Additional wall layer (1)
 Bitumen Kit 0.31ltr (6)
 Galvanised roof gutter set 125mm (1)
 Glazing Sealant 0.29ltr (1)
 Plastic roof gutter set 100mm (1)
 Plastic roof gutter set 65mm (1)
 Starter set 3 (1)
 Sturdy hardwood foundation beam (6)
 Sturdy plastic foundation beam (6)
 Wooden floor 18mm (8)
 Wooden floor 18mm impregnated (8)
 Wooden floor 26mm (11)
 Wooden floor 26mm impregnated (11)

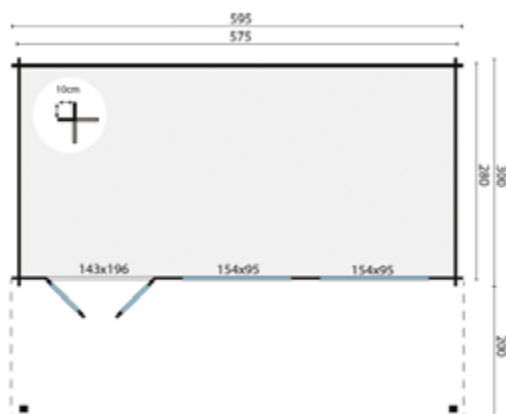
Comes with loose rods for the doors and windows.

Tip: when fitting roof tile profile boards we recommend that you also order wider wind stops.

You can order 8 pieces of article P006799 for this.

The basic model excludes roof covering and excludes home delivery. Please contact your dealer for the prices for roof covering, any optional extras and home delivery.

Doors and windows can be positioned either left or right





21.9m²
11.9m²



36.0m²



50.4m³



44mm



4-6-4mm



Ginella log cabin

NEW!

Specifications

P014164 untreated
P016086 green pressure treated
P016085 brown pressure treated
P016087 grey pressure treated
P016089 honey-yellow pressure treated
P016088 Red Class Wood pressure treated
Wall thickness 44mm
Wood type untreated, planed spruce
Dimensions 595x400cm
Awning size 200cm
Foundation dimensions 575x380cm
Ridge height approx. 263cm
Number of opening windows 2
Glass insulating glass
Roof covering included optional
Type of door double door

Surcharge roof covering

Aquapan (1)
 Easypan (1)
 Roof shingles, beavertail (14)
 Roof shingles, hexagonal (14)
 Roof shingles, straight (14)
 Roof tile profile panels (1)

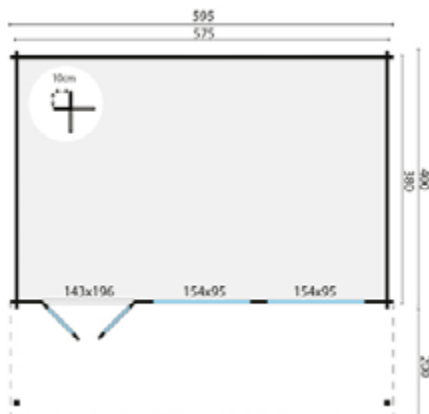
Optional treatment

Carefree protect (10)
 Impregnating liquid (to treat your log cabin yourself) (5)
 Stain (10)

Optional accessories

Additional wall layer (1)
 Bitumen Kit 0.31ltr (6)
 Galvanised roof gutter set 125mm (1)
 Glazing Sealant 0.29ltr (1)
 Plastic roof gutter set 100mm (1)
 Plastic roof gutter set 65mm (1)
 Starter set 3 (1)
 Sturdy hardwood foundation beam (7)
 Sturdy plastic foundation beam (7)
 Wooden floor 18mm (11)
 Wooden floor 18mm impregnated (11)
 Wooden floor 26mm (15)
 Wooden floor 26mm impregnated (15)

Doors and windows can be positioned
 either left or right



Comes with loose rods for the doors and windows.

Tip: when fitting roof tile profile boards we recommend that you also order wider wind stops. You can order 8 pieces of article P006799 for this.

The basic model excludes roof covering and excludes home delivery. Please contact your dealer for the prices for roof covering, any optional extras and home delivery.



27.6m²



34.5m²



63.5m³



44mm



4-6-4mm



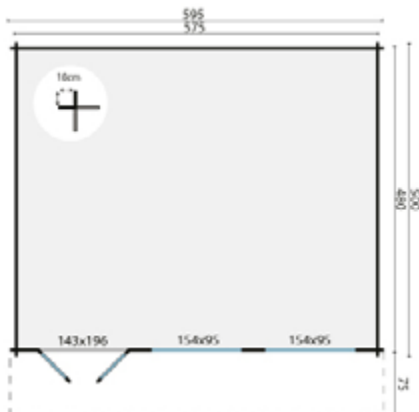
Tova log cabin

NEW!

Specifications

P014150 untreated
P016904 green pressure treated
P016903 brown pressure treated
P016905 grey pressure treated
P016907 honey-yellow pressure treated
P016906 Red Class Wood pressure treated
Wall thickness 44mm
Wood type untreated, planed spruce
Dimensions 595x500cm
Awning size 75cm
Foundation dimensions 575x480cm
Ridge height approx. 263cm
Number of opening windows 2
Glass insulating glass
Roof covering included optional
Type of door double door

Doors and windows can be positioned either left or right



Surcharge roof covering

Aquapan (1)
 Easypan (1)
 Roof shingles, beavertail (13)
 Roof shingles, hexagonal (13)
 Roof shingles, straight (13)
 Roof tile profile panels (1)

Optional treatment

Carefree protect (12)
 Impregnating liquid (to treat your log cabin yourself) (6)
 Stain (12)

Optional accessories

Additional wall layer (1)
 Bitumen Kit 0.31ltr (7)
 Galvanised roof gutter set 125mm (1)
 Glazing Sealant 0.29ltr (1)
 Plastic roof gutter set 100mm (1)
 Plastic roof gutter set 65mm (1)
 Starter set 3 (1)
 Sturdy hardwood foundation beam (8)
 Sturdy plastic foundation beam (8)
 Wooden floor 18mm (14)
 Wooden floor 18mm impregnated (14)
 Wooden floor 26mm (19)
 Wooden floor 26mm impregnated (19)

Comes with loose rods for the doors and windows.

Tip: when fitting roof tile profile boards we recommend that you also order wider wind stops.

You can order 8 pieces of article P006799 for this.

The basic model excludes roof covering and excludes home delivery. Please contact your dealer for the prices for roof covering, any optional extras and home delivery.

33.6m²44.6m²80.7m³

44mm



4-6-4mm



Helle log cabin

NEW!

Specifications

P014157 untreated
P016156 green pressure treated
P016155 brown pressure treated
P016157 grey pressure treated
P016159 honey-yellow pressure treated
P016158 Red Class Wood pressure treated
Wall thickness 44mm
Wood type untreated, planed spruce
Dimensions 600x600cm
Awning size 75cm
Foundation dimensions 580x580cm
Ridge height approx. 263cm
Number of opening windows 2
Glass insulating glass
Roof covering included optional
Type of door double door

Surcharge roof covering

Aquapan (1)
 Easypan (1)
 Roof shingles, beavertail (16)
 Roof shingles, hexagonal (16)
 Roof shingles, straight (16)
 Roof tile profile panels (1)

Optional treatment

Carefree protect (12)
 Impregnating liquid (to treat your log cabin yourself) (6)
 Stain (12)

Optional accessories

Additional wall layer (1)
 Bitumen Kit 0.31ltr (7)
 Galvanised roof gutter set 125mm (1)
 Glazing Sealant 0.29ltr (1)
 Plastic roof gutter set 100mm (1)
 Plastic roof gutter set 65mm (1)
 Starter set 3 (1)
 Sturdy hardwood foundation beam (8)
 Sturdy plastic foundation beam (8)
 Wooden floor 18mm (16)
 Wooden floor 18mm impregnated (16)
 Wooden floor 26mm (20)
 Wooden floor 26mm impregnated (20)

Doors and windows can be positioned either left or right



Comes with loose rods for the doors and windows.

Tip: when fitting roof tile profile boards we recommend that you also order wider wind stops. You can order 8 pieces of article P006799 for this.

The basic model excludes roof covering and excludes home delivery. Please contact your dealer for the prices for roof covering, any optional extras and home delivery.

18.2m²
10.0m²32.3m²42m³

44mm



4-6-4mm



Kristan log cabin

NEW!

Specifications

P014215 untreated
P016285 green pressure treated
P016284 brown pressure treated
P016286 grey pressure treated
P016288 honey-yellow pressure treated
P016287 Red Class Wood pressure treated
Wall thickness 44mm
Wood type untreated, planed spruce
Dimensions 500x400cm
Awning size 200cm
Foundation dimensions 480x380cm
Ridge height approx. 263cm
Number of opening windows 1
Glass insulating glass
Roof covering included optional
Type of door double door

Surcharge roof covering

Aquapan (1)
 Easypan (1)
 Roof shingles, beavertail (12)
 Roof shingles, hexagonal (12)
 Roof shingles, straight (12)
 Roof tile profile panels (1)

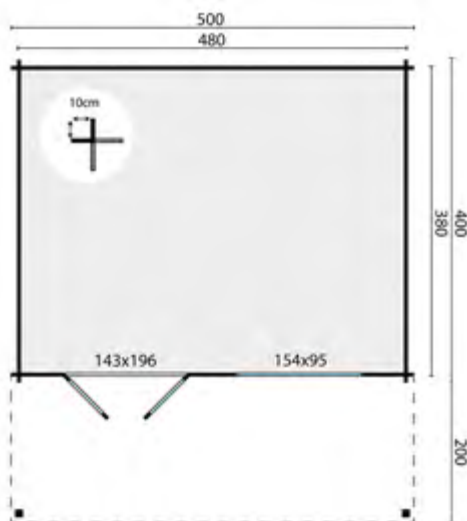
Optional treatment

Carefree protect (9)
 Impregnating liquid (to treat your log cabin yourself) (5)
 Stain (9)

Optional accessories

Additional wall layer (1)
 Bitumen Kit 0.31ltr (5)
 Glazing Sealant 0.29ltr (1)
 Standard pine foundation beam (7)
 Standard plastic foundation beam (7)
 Starter set 3 (1)
 Wooden floor 18mm (10)
 Wooden floor 18mm impregnated (10)
 Wooden floor 26mm (14)
 Wooden floor 26mm impregnated (14)

Doors and windows can be positioned
 either left or right



Comes with loose rods for the doors and windows.

Tip: when fitting roof tile profile boards we recommend that you also order wider wind stops. You can order 8 pieces of article P006799 for this.

The basic model excludes roof covering and excludes home delivery. Please contact your dealer for the prices for roof covering, any optional extras and home delivery.



Rika log cabin

NEW!

Specifications

P014113 untreated
P016705 green pressure treated
P016704 brown pressure treated
P016706 grey pressure treated
P016708 honey-yellow pressure treated
P016707 Red Class Wood pressure treated
Wall thickness 44mm
Wood type untreated, planed spruce
Dimensions 500x320cm
Awning size 90cm
Foundation dimensions 480x300cm
Ridge height approx. 263cm
Number of opening windows 2
Glass insulating glass
Roof covering included optional
Type of door double door

Surcharge roof covering

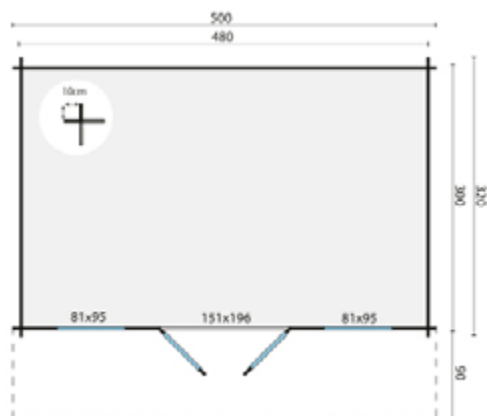
Aquapan (1)
 Easypan (1)
 Roof shingles, beavertail (9)
 Roof shingles, hexagonal (9)
 Roof shingles, straight (9)
 Roof tile profile panels (1)

Optional treatment

Carefree protect (8)
 Impregnating liquid (to treat your log cabin yourself) (4)
 Stain (8)

Optional accessories

Additional wall layer (1)
 Bitumen Kit 0.31ltr (5)
 Galvanised roof gutter set 125mm (1)
 Glazing Sealant 0.29ltr (1)
 Plastic roof gutter set 100mm (1)
 Plastic roof gutter set 65mm (1)
 Starter set 2 (1)
 Sturdy hardwood foundation beam (6)
 Sturdy plastic foundation beam (6)
 Wooden floor 18mm (8)
 Wooden floor 18mm impregnated (8)
 Wooden floor 26mm (11)
 Wooden floor 26mm impregnated (11)



Comes with loose rods for the doors and windows.

Tip: when fitting roof tile profile boards we recommend that you also order wider wind stops. You can order 8 pieces of article P006799 for this.

The basic model excludes roof covering and excludes home delivery. Please contact your dealer for the prices for roof covering, any optional extras and home delivery.

23.2m²30.0m²50.06m³

34mm



4mm



Salamanca log cabin

NEW!

Specifications

P014352 untreated
P016715 green pressure treated
P016714 brown pressure treated
P016716 grey pressure treated
P016718 honey-yellow pressure treated
P016717 Red Class Wood pressure treated
Wall thickness 34mm
Wood type untreated, planed spruce
Dimensions 500x500cm
Awning size 70cm
Foundation dimensions 482x482cm
Ridge height approx. 250cm
Number of opening windows 1
Glass single glass
Roof covering included optional
Type of door double door

Surcharge roof covering

Aquapan (1)
 Easypan (1)
 Roof shingles, beavertail (11)
 Roof shingles, hexagonal (11)
 Roof shingles, straight (11)
 Roof tile profile panels (1)

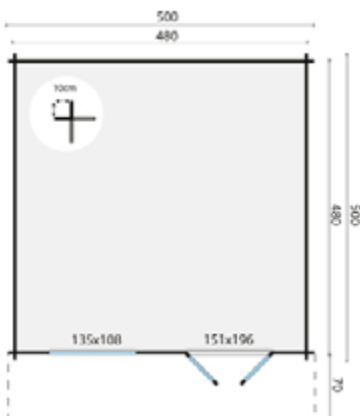
Optional treatment

Carefree protect (7)
 Impregnating liquid (to treat your log cabin yourself) (3)
 Stain (7)

Optional accessories

Additional wall layer (1)
 Bitumen Kit 0.31ltr (5)
 Galvanised roof gutter set 125mm (1)
 Glazing Sealant 0.29ltr (1)
 Plastic roof gutter set 100mm (1)
 Plastic roof gutter set 65mm (1)
 Standard pine foundation beam (8)
 Standard plastic foundation beam (8)
 Starter set 2 (1)
 Wooden floor 18mm (11)
 Wooden floor 18mm impregnated (11)
 Wooden floor 26mm (14)
 Wooden floor 26mm impregnated (14)

Doors and windows can be positioned either left or right



Comes with loose rods for the doors and windows.

Tip: when fitting roof tile profile boards we recommend that you also order wider wind stops.

You can order 8 pieces of article P006799 for this.

The basic model excludes roof covering and excludes home delivery. Please contact your dealer for the prices for roof covering, any optional extras and home delivery.

All options can be found from page 217 onwards.





13.0m²



21.6m²



28.6m³



34mm



4mm



Estepona log cabin

NEW!

Specifications

P014330 untreated
P016770 green pressure treated
P016769 brown pressure treated
P016771 grey pressure treated
P016773 honey-yellow pressure treated
P016772 Red Class Wood pressure treated
Wall thickness 34mm
Wood type untreated, planed spruce
Dimensions 380x380cm
Awning size 130cm
Foundation dimensions 360x360cm
Ridge height approx. 250cm
Number of opening windows 1
Glass single glass
Roof covering included optional
Type of door double door

Surcharge roof covering

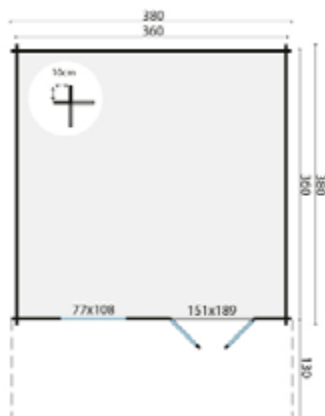
Aquapan (1)
 Easypan (1)
 Roof shingles, beavertail (9)
 Roof shingles, hexagonal (9)
 Roof shingles, straight (9)
 Roof tile profile panels (1)

Optional treatment

Carefree protect (7)
 Impregnating liquid (to treat your log cabin yourself) (4)
 Stain (7)

Optional accessories

Additional wall layer (1)
 Bitumen Kit 0.31ltr (3)
 Galvanised roof gutter set 125mm (1)
 Glazing Sealant 0.29ltr (1)
 Plastic roof gutter set 100mm (1)
 Plastic roof gutter set 65mm (1)
 Standard pine foundation beam (5)
 Standard plastic foundation beam (5)
 Starter set 2 (1)
 Wooden floor 18mm (7)
 Wooden floor 18mm impregnated (7)
 Wooden floor 26mm (9)
 Wooden floor 26mm impregnated (9)



Comes with loose rods for the doors and windows.

The basic model excludes roof covering and excludes home delivery. Please contact your dealer for the prices for roof covering, any optional extras and home delivery.

10.8m²19.1m²23.8m³

34mm



4mm



Marbella log cabin

NEW!

Specifications

P014323 untreated
P016765 green pressure treated
P016764 brown pressure treated
P016766 grey pressure treated
P016768 honey-yellow pressure treated
P016767 Red Class Wood pressure treated
Wall thickness 34mm
Wood type untreated, planed spruce
Dimensions 380x320cm
Awning size 130cm
Foundation dimensions 360x300cm
Ridge height approx. 250cm
Number of opening windows 1
Glass single glass
Roof covering included optional
Type of door double door

Surcharge roof covering

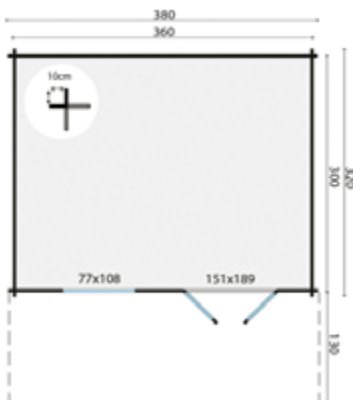
Aquapan (1)
 Easypan (1)
 Roof shingles, beavertail (8)
 Roof shingles, hexagonal (8)
 Roof shingles, straight (8)
 Roof tile profile panels (1)

Optional treatment

Carefree protect (6)
 Impregnating liquid (to treat your log cabin yourself) (3)
 Stain (6)

Optional accessories

Additional wall layer (1)
 Bitumen Kit 0.31ltr (3)
 Galvanised roof gutter set 125mm (1)
 Glazing Sealant 0.29ltr (1)
 Plastic roof gutter set 100mm (1)
 Plastic roof gutter set 65mm (1)
 Standard pine foundation beam (5)
 Standard plastic foundation beam (5)
 Starter set 1 (1)
 Wooden floor 18mm (6)
 Wooden floor 18mm impregnated (6)
 Wooden floor 26mm (7)
 Wooden floor 26mm impregnated (7)



Comes with loose rods for the doors and windows.

The basic model excludes roof covering and excludes home delivery. Please contact your dealer for the prices for roof covering, any optional extras and home delivery.



3.0m²



3.8m²



5.7m³



28mm



4mm



LOG CABIN ANNEXE TOILET KIT

SPECIFICATIONS

Article no 40.7326

Wall thickness 28mm

Wood type untreated, planed spruce

Dimensions 160x220cm

Foundation dimensions 150x200cm

Ridge height approx. 199cm

Roof covering included Optional

Type of door single door

SURCHARGE ROOF COVERING

Roof shingles, beavertail (2)

Roof shingles, hexagonal (2)

Roof shingles, straight (2)

OPTIONAL TREATMENT

Carefree protect (2)

Impregnating liquid (to treat your log cabin yourself) (1)

Impregnation (pre-impregnate, see colors on the left) (1)

Stain (2)

OPTIONAL ACCESSORIES

Additional wall layer (1)

Bitumen Kit 0.31ltr (1)

Galvanised roof gutter set incl. gutter board (1)

Glazing Sealant 0.29ltr (1)

Impregnated Floor Pack 18mm (2)

Impregnated Floor Pack 26mm (2)

Plastic roof gutter Set 100mm incl. gutter board (1)

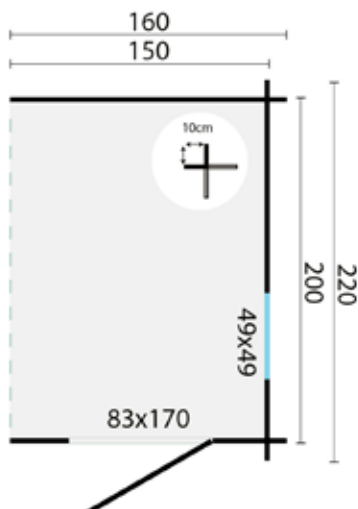
Plastic roof gutter set 65mm incl. gutter board (1)

Standard pine foundation beam (2)

Standard plastic foundation beam (2)

Wooden floor 18mm (2)

Wooden floor 26mm (2)



Comes with fixed rods for the window.

Mirrored construction is also possible.

The basic model excludes roof covering and excludes home delivery. Please contact your dealer for the prices for roof covering, any optional extras and home delivery.

All options can be found from page 83 onwards. ►

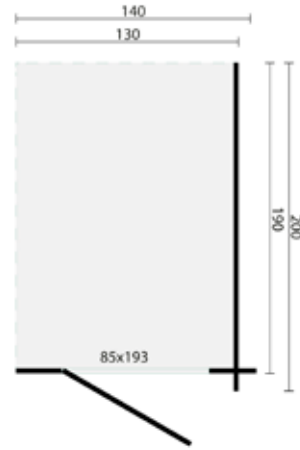


LOG CABIN BIG TOILET KIT

40.7325

SPECIFICATIONS:

- Wall thickness 28mm
- Wood type untreated, planed spruce
- Dimensions 140x200cm
- Ridge height approx. 200cm
- Roof covering included Optional
- Type of door single door



The basic model excludes roof covering and excludes home delivery. Please contact your dealer for the prices for roof covering, any optional extras and home delivery.

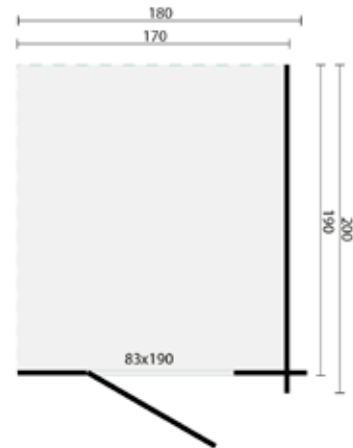


TOILET/SHOWER KIT XXL - LOG CABIN / GARDEN SHED

40.7417

SPECIFICATIONS:

- Wall thickness 28mm
- Wood type untreated, planed spruce
- Dimensions 180x200cm
- Roof covering included Optional
- Type of door single door
- Double-walled No



TOILET/SHOWER KIT XXXL - LOG CABIN / GARDEN SHED

40.7421

SPECIFICATIONS:

- Wall thickness 70mm
- Wood type untreated, planed spruce
- Dimensions 180x200cm
- Roof covering included Optional
- Type of door single door
- Double-walled No





OPTIONS / ACCESSORIES

Isolering af træhytter indefra

nyhed

Pakken indeholder følgende dele:

1 stk	Klima folie til ydervæggen (skal monteres på indervæggen)	
3 stk	strøer	4,4x4,4x220cm
9 stk	Metalhjørner med ovalt hul på den ene side	
16 stk	Træafstandsstykker	
4 stk	PIR isoleringsplader	3,0x60x120cm
1 stk	Klima folie til indervæggenl	
20 stk	beklædnings vægbrædder med fer & not	1,8x12x128,8cm

Uden skruer/søm medfølger ikke

Specifikationer:

- Pakken er tilstrækkelig til vægge på 220x100cm
- Pakken er universel til alle træhytter
- Pakken dækker et område på 2,8m²

K067746



IMPREGNATION COLORS

Using treated lumber will protect the wood from water, mould, and rot; this does not mean it is maintenance-free. Pressure treatment is a pretreatment and offers basic protection. We recommend treating the wood regularly with a stain or paint to maintain protection.

Your log cabin or garage can be pressure treated in five different colours*.



*Ask your dealer for prices and delivery estimates. We recommend following our maintenance and treatment tips to ensure you can enjoy the product for a long time. The basic tips can be found on the next page. Detailed instructions can be found on the "Frequently Asked Questions" page at [tuindeco.com](https://www.tuindeco.com)


TREATING WOOD

Wood used in outdoor applications must be protected from the effects of weather. To this end, wood for log cabins, garden sheds, chalets, wall cladding, fences, etc. should be treated. We extend the service life of many of our products by treating the wood. You can also choose to treat the wood yourself, before or after installation. This can be done with preservatives or staining. We offer a variety of products for this purpose.



IMPREGNATION OF LOG CABINS

All our log cabins are available impregnated. Impregnation increases the life span of the log cabin as this protects the wood against fungus and other processes that may damage the wood. When an impregnated log cabin is delivered, it is ready to be constructed in your garden. Naturally, over time your impregnated log cabin will begin to show signs of weathering. We treat our log cabins in the following colors:



Green

Honey

Silver grey

Red Class

Brown

TREATMENT PROCESS

Log cabins are treated with an immersion/diffusion technique. This involves the use of professional preservative agents to guarantee long-term protection against fungi. All parts of the log cabin are treated, including doors, windows, shutters, etc. The preservative agent may corrode the hardware in your log cabin. Separate elements such as floorboards can also be treated. After treatment, the log cabin is air dried and repackaged.

IMPREGNATING LIQUID

You can also treat your log cabin with a preservative agent yourself



IMPREGNATING LIQUID

38.2760	Green 0.75ltr
38.2750	Green 2.5ltr
38.2762	Clear 0.75ltr
38.2752	Clear 2.5ltr
38.2764	Black 0.75ltr
38.2754	Black 2.5ltr
38.2763	Silver grey 0.75ltr
38.2753	Silver grey 2.5ltr
38.2761	Brown 0.75ltr
38.2751	Brown 2.5ltr
38.2765	Red Class 0.75ltr
38.2755	Red Class 2.5ltr
38.2766	Honey 0.75ltr
38.2756	Honey 2.5ltr

TREATMENT AFTER IMPREGNATION

It is important to know that impregnation does not have moisture-regulating properties and does not guarantee wind- and watertight walls and corners. To achieve this, you will have to paint or stain the log cabin shortly after assembly. This is possible in any color. We recommend using Embadecor, Embalan or Carefree Protect as a final care product.

CAREFREE PROTECT®

This is a revolutionary and unique product for maintaining both wood and concrete in optimal condition and providing it with very long-term protection against the effects of the weather, moisture penetration, UV rays and temperature variations. It is based on ultramodern nanotechnology, it is waterbased and does not contain any organic solvents. Carefree Protect provides a moisture-resistant finish to wood and concrete and is also resistant to algae, fungus and corrosion.

It does not have the disadvantage of stains, paints and coatings, such as blistering, colour loss and regular maintenance. Carefree Protect prevents the unattractive calcium formation on concrete products.

It has a high penetration capacity whereby the structure of the treated product remains clearly visible. Carefree Protect does not require a primer or undercoat and can be applied directly to a clean and dry surface without any sanding being necessary.

Carefree Protect is ideally suited to the long-term protection and decoration of wooden products such as log cabins, garden fences, furniture, pergolas and decking Boards. It is not suitable for hardwood and modified types of wood.

Carefree Protect is also ideally suited for the long-term protection and decoration of concrete and stony products such as paving, fences and roof tiles.

AVAILABLE COLORS



CAREFREE PROTECT

38.2800	Black 1ltr
38.2842	Black 2.5ltr
38.2802	Transparent 1ltr
38.2810	Transparent 2.5ltr
38.2804	Charcoal 1ltr
38.2844	Charcoal 2.5ltr
38.2805	Pine 1ltr
38.2811	Pine 2.5ltr
38.2807	White 1ltr
38.2840	White 2.5ltr
38.2806	Concrete grey 1ltr
38.2843	Concrete grey 2.5ltr
38.2846	Light oak 1ltr
38.2812	Light oak 2.5ltr
38.2847	Green 1ltr
38.2841	Green 2.5ltr

Applied on one side only to planed wood use approx. 1 litre per 6-7m²

The colors shown are printing colors and therefore deviations from the original paint are possible.

EMBALAN®

This is an opaque, silky-gloss paint that you can dilute with water. Embalan is highly elastic, moisture-regulating and water-repellent and shares several unique qualities with our Embadecor stains; such as, it does not peel and is UV-stable. Embalan forms a cocoon in which your wood is protected for many years. If applied correctly Embalan also prevents your wood from cracking. You should use a base insulation coat for the first layer under Embalan to ensure the best final result, for this, we recommend our Transparent Embalan Insulation Coat.

AVAILABLE COLORS



The colors shown are printing colors and therefore deviations from the original paint are possible.



Post-treatment extends the lifetime

EMBALAN

38.2650	White 2.5ltr
38.2651	Creamy white 2.5ltr
38.2652	Grey 2.5ltr
38.2653	Black 2.5ltr
38.2654	Blue-Grey 2.5ltr
38.2656	Prussian blue 2.5ltr
38.2658	Carriage green 2.5ltr
38.2659	Red 2.5ltr
38.2660	Red-brown 2.5ltr
38.2666	Charcoal 2.5ltr
38.2665	Insulation Coat 2.5ltr

Applied on one side only to planed wood use approx. 1 litre per 4m²

EMBADECOR®

This is a transparent product with active ingredients against the discolouration and damage of the wood through wood-consuming and surface fungi. These stains can be mixed with each other to create stunning and unique colours. Embadecor not only makes wood weatherproof, but it also enhances the natural characteristics by adding depth, texture and highlighting the beautiful structure of the wood. A unique quality of Embadecor is that it does not peel, it is UV-stable, emphasises the grain and is water-repellent. It is suitable for all types of wood. Embadecor can be used as a primary coat for wood that is to be later treated with Embalan opaque paint.

EMBADECOR

38.2600	Transparent 2.5ltr
38.2601	Swedish red 2.5ltr
38.2602	Light pine 2.5ltr
38.2603	Pine 2.5ltr
38.2604	Light oak 2.5ltr
38.2605	Rustic oak 2.5ltr
38.2606	Teak 2.5ltr
38.2607	Walnut 2.5ltr
38.2608	Ebony 2.5ltr
38.2609	Pine green 2.5ltr
38.2610	Chestnut 2.5ltr
38.2611	Mahogany 2.5ltr
38.2612	Silver grey 2.5ltr

AVAILABLE COLORS



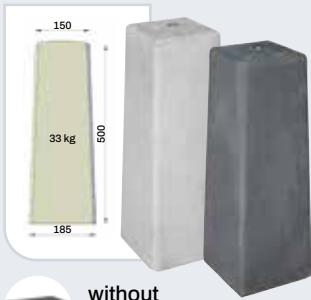
The colors shown are printing colors and therefore deviations from the original paint are possible.

PAINT, STAIN AND OIL

PAINT, STAIN AND OIL

38.2589	Douglas wood stain 0.75ltr
38.2590	Douglas wood stain 2.5ltr
38.2591	Scaffold white wash 0.75ltr
38.2592	Scaffold grey wash 0.75ltr
38.2596	Scaffold anthracite 0.75ltr
38.2598	Paint anthracite 1ltr
38.2595	Paint black 1ltr
38.0075	Black tar 0.75ltr
38.0175	Black tar 2.75ltr
38.2575	Bangkirai oil 0.75ltr
38.2580	Hardwood oil 0.75ltr
38.2582	Decking oil 2.5ltr

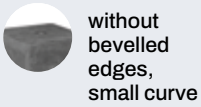





BERTON® PAD FOOTING ECO

- Anthracite or grey
- (18x18)>(15x15)x50cm
- With rounded edges
- M16 coupler

1.59250 White/grey
1.59251 Anthracite



without bevelled edges, small curve



NEW! BERTON® PAD FOOTING

- Anthracite

1.59200KV M16 coupler without bevelled edges
15x15x60cm

1.59200 M16 coupler with bevelled edges
15x15x60cm


1.59205 M20 coupler with bevelled edges
15x15x60cm



without bevelled edges




with bevelled edges



BERTON® PAD FOOTING

- Anthracite
- 18x18x50cm
- With bevelled edges
- M20 coupler

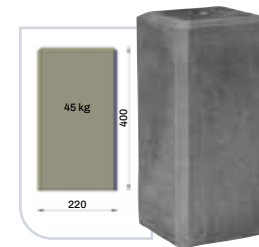
1.59212



BERTON® PAD FOOTING XL

- Anthracite
- 20x23.5x50cm
- With rounded edges
- M20 coupler


1.59280



BERTON® PAD FOOTING XXL

- Anthracite
- 22x22x40cm
- With bevelled edges
- M20 coupler


1.59281



BERTON® HALF MODEL PAD FOOTING

- Anthracite
- 18x18x10cm
- With bevelled edges
- M20 coupler

1.59291



NEW! BERTON® PAD FOOTING WITH DRAIN

- White/grey
- 22x22x30cm
- Foundation base for porch
- Drain Ø8x45cm

1.59271



NEW! BERTON®-PAD FOOTING BLOCK

- 14x14x50cm
- Footing Block 28x28cm
- Without bevelled edges
- M16 coupler

1.59282



BERTON® SINKING PREVENTION

- Anthracite
- Diameter 25cm
- Thickness 5cm

1.59607

CONCRETE FOOTINGS

The concrete footings guarantee a good foundation! In addition, the footing ensures that the upright is above the water level, which makes the wood last even longer.

HEIGHT ADJUSTMENT

- M16
- 10x10cm
- Thickness 3mm
- Welded nut and 16mm rod

- 1.58301** Galvanised
- 1.58201** Stainless steel



HEIGHT ADJUSTMENT DELUXE

- Thickness: 3mm
- Including screw nut and screw end

- 1.58317** Galvanised M16 8x8cm
- 1.58305** Galvanised M16 10x10cm
- 1.58306** Galvanised M20 10x10cm
- 1.58314** Stainless steel M16 8x8cm
- 1.58315** Stainless steel M16 10x10cm
- 1.58316** Stainless steel M20 10x10cm



CLAMP HEIGHT ADJUSTMENT GALVANISED

- Galvanised M16
- Thickness: 3mm
- For posts 12-20cm

1.58307



CONCRETE MORTAR

- Ready-made, just add water

- 1.93005** Quick-drying concrete
- 1.93006** Concrete mortar

NEW!

WOOD PELLETS

Wood pellets are a popular heat source. Central-heating boilers are becoming increasingly expensive to operate, so pellet stoves are gaining in popularity. Wood pellet heating is also more environmentally friendly. Our high-quality wood pellets ensure good efficiency from your pellet stove. The pellets are made out of compressed sawdust. This waste flow is sourced from sawmills where Tuindeco products are made. This allows us to guarantee that the wood comes from responsibly managed forests.



WOOD PELLETS

- Packed in 15 kg bags
- 65 bags on a pallet
- Diameter 6mm
- ENplusA1 quality

29.0094



ADVANTAGES OF WOOD PELLETS

- Lower heating costs than gas
- Green fuel
- Very environmentally friendly
- High efficiency

LOG CABIN ACCESSOIRES



FOUNDATION BEAM PINE

- 4.5x9x300cm
- Impregnated, planed
- With drainage profile

40.2050



FOUNDATION BEAM PLASTIC

- 3.5x8.5x300cm
- With drainage profile

40.2070 standaard
40.2071 robuust



FOUNDATION BEAM HARDWOOD

- 4.5x9x300cm
- Untreated, planed
- Finger-joined to prevent warping as much as possible
- With drainage profile

40.8051



HARDWOOD GIRDER

- Untreated, fine sawn

2.41930 4x20x300cm
2.41940 4x20x400cm
2.41950 4x20x500cm



CONCRETE BAND

- Dimensions: 10x15x100cm
- Colour: Charcoal
- This unique patented product is a result of our successful foundation bar, which has been around for years. The result is a concrete belt with a drainage profile, unique in the market.

1.59350

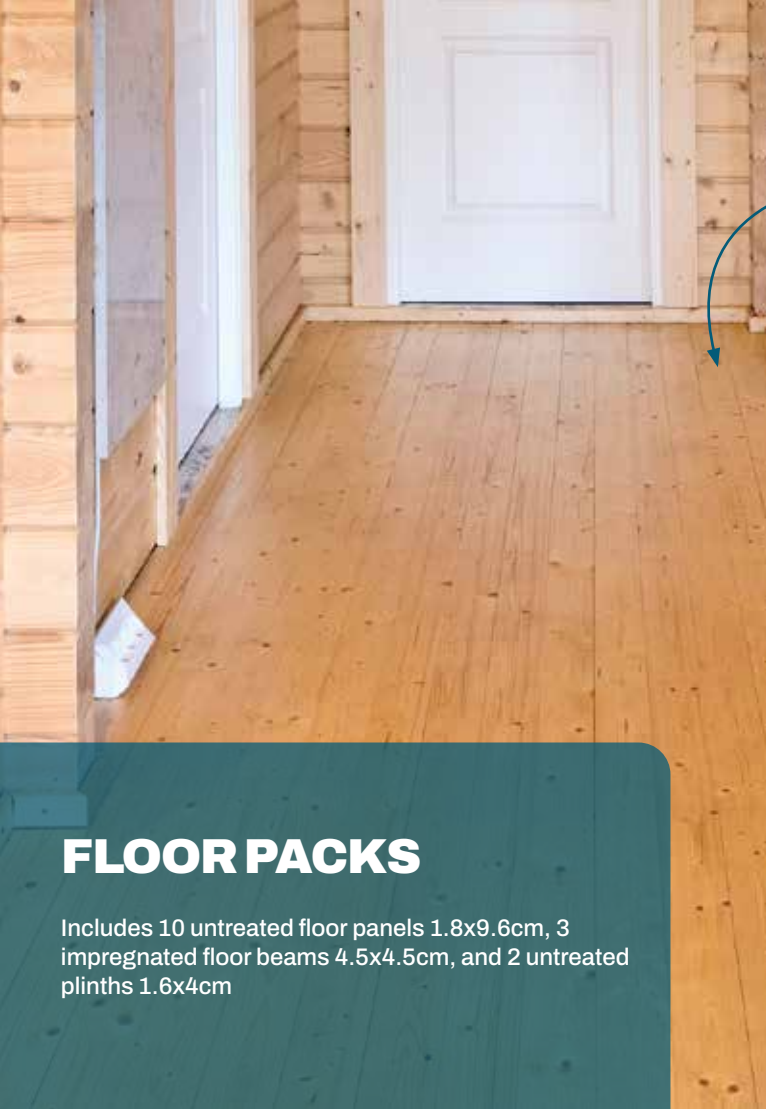


SYNTHETIC ADJUSTABLE FLOOR SUPPORT

- Height adjustable: see below
- Adjustable and made from new plastic
- The maximum loadable weight of the 40.2073 is 450kg
- The maximum loadable weight of the 40.2074 is 1400kg

40.2073 3-6cm
40.2074 6-14cm





One floor pack is enough for 1.66m² or 2.15m² and is made of spruce wood

EXCELLENT SOLID FLOOR PARQUET

40.5007	18mm parquet length 250cm (2.15m ²)
40.5008	18mm parquet length 200cm (1.66m ²)
40.5008	26mm parquet length 250cm (2.15m ²)
40.5008	26mm parquet length 200cm (1.66m ²)

IMPREGNATION FLOOR PACK 18MM

40.95007	Green floor pack 18mm
40.85007	Brown floor pack 18mm
40.65007	Silver grey floor pack 18mm
40.55007	Honey yellow floor pack 18mm
40.35007	Red Class floor pack 18mm

IMPREGNATION FLOOR PACK 26MM

40.95005	Green floor pack 26mm
40.85005	Brown floor pack 26mm
40.65005	Silver grey floor pack 26mm
40.55005	Honey yellow floor pack 26mm
40.35005	Red Class floor pack 26mm

FLOOR PACKS

Includes 10 untreated floor panels 1.8x9.6cm, 3 impregnated floor beams 4.5x4.5cm, and 2 untreated plinths 1.6x4cm

PROFILES



LOG CABIN PROFILES

- Untreated, planed
- Can be ordered per m¹

40.0959	Spruce 19mm
40.0960	Spruce 28mm
40.0961	Spruce 34mm
40.0962	Spruce 40mm
40.0963	Spruce 44mm
40.0964	Spruce 58mm
40.0965	Spruce 70mm

H/U-PROFILES

- Untreated, planed

The 40.0324 is suitable for walls of 28mm and 34mm
The 40.0326 is suitable for walls of 45mm and 58mm

40.0324	Spruce 28/34mm 220cm
40.0326	Spruce 45/58mm 220cm



FLAT ROOF COVERING AND ACCESSORIES



ROOF INSULATION PANEL

- Thickness: 3cm
- RC value 1.36 m²k/w

- 40.9977** Roof insulation panel
60x120cm
- 40.9934** Roof underlay membrane
120gr/m² 1.5x50m
- 40.9978** Pressure distribution plate
for roof panel 70mm
- 40.9979** Screws for pressure distri-
bution plate Ø5x4.5mm



EPDM TO SPECIFICATION

- Thickness 1.14 mm, incl. glue
- Custom order

40.9991



URBAN GROMMET SQUARE

- Colour: black
- Protrudes from the fascia board at the lowest side between roof and rain pipe

- 43.5111** Square
- 43.5111C** RW connector



ALUMINIUM EDGING STRIP

- 40.1114** Straight 4.5x4.5x250cm
- 40.1115** Outer corner 4.5x4.5x50cm
- 40.1114Z** Straight charcoal
4.5x4.5x250cm
- 40.1115Z** Outer corner charcoal
4.5x4.5x50cm
- 40.1116** Coupling element for aluminium
edging strip



EASY-ROOFING ALUMINIUM

- Roll of 5m² (100x500cm)
- Minimum overlap of 10cm required

40.9988E



ROOFING FELT GREY

- Width 100 cm
- Effective width 90 cm

- 40.9994** Per roll 6.5 m²
- 40.9995** Per roll 10 m²



ROOF DUCT ROUND

- 43.5110** Round Ø6.3x30cm
- 40.5110PM** Sliding sleeve Ø6cm



EPDM CONTACT ADHESIVE

- 40.99892** Tube 0.29ltr
- 40.99891** Spray can 0.75ltr

BITUMEN SEALANT

- Colour: black
- For roof shingles/roofing felt

40.9990 Tube 0.31ltr



ROOF SHINGLES STRAIGHT

Per pack of 3m²

- 40.9970 Black
- 40.9971 Red
- 40.9972 Green
- 40.9973 Blue
- 40.9974 Brown



ROOF SHINGLES BEAVERTAIL

Per pack of 3m²


- 40.9980 Black
- 40.9981 Red
- 40.9982 Green



ROOF SHINGLES HEXAGONAL

Per pack of 3m²

- 40.9985 Black
- 40.9986 Red
- 40.9987 Green



ROOF TILE PROFILE BOARDS

- Roof tile profile boards 0.5mm
- Roof underlay membrane
- Tile batten, ridge tiles, fitting kit

- 40.9930 Black, per m²
- 40.9933 Matt black, per m²
- 40.9931 Terracotta, per m²
- 40.9932 Charcoal, per m²





EASYPAN

■ 86x113.5cm

- 40.9926 Smooth red
- 40.9916 Smooth charcoal



AQUAPAN

■ 86x113.5cm

- 40.9956 Red
- 40.9966 Charcoal

ADVANTAGES OF AQUAPAN

- The metal is finished with an aluminium zinc coating
- Very easy to install without cutting or sawing
Weights only 6kg/m²
- Granulate finishing for the aquapan, therefore no shiny surface area

Minimum roof angle 10 degrees.
To prevent condensation and damp formation we advise that you use roofing felt as an underlayer



RIDGE TILE 91CM

- 40.9957 Aquapan red
- 40.9967 Aquapan charcoal
- 40.9927 Easypan red
- 40.9917 Easypan charcoal (effective 81cm)



WIND STOP 91CM

- 40.9958 Aquapan red
- 40.9968 Aquapan charcoal
- 40.9928 Easypan red
- 40.9918 Easypan charcoal (effective 81 cm)



AFSLUITER

- 40.99571 Aquapan red
- 40.99671 Aquapan charcoal
- 40.99271 Easypan red
- 40.99171 Easypan charcoal (2 pcs per roof)




AQUAPAN / EASYPAN SCREWS

■ Ø4.8x20mm

- 40.99561 Red
- 40.99661 Charcoal (per 40 pcs, 6 per plate)



FINIALS AND ACCESSOIRES



FINIAL (WITHOUT BRASS BALL FINIAL)

- Square roof
- Colour: black

40.1111



FINIAL (WITHOUT BRASS BALL FINIAL)

- Hexagonal roof
- Colour: black


40.3333



FINIAL (WITHOUT BRASS BALL FINIAL)

- Octagonal roof
- Colour: black

40.2222



ADJUSTABLE POST SUPPORT

- Dimensions top plate: 12x12cm
- Dimensions base plate: 16x16cm
- Height adjustable: 14-20cm

7.12500



BRASS BALL FOR FINIAL

40.1111B

STARTERSETS

STARTERSETS

The startersets consists of:

- 1 storm anchor set
- 1 air vent for log cabins
- 1 garden house kit small (starterset 1) or
- 1 garden house kit large (starterset 2) or
- 2 garden house kits large (starterset 3)

40.1120 Starterset 1

40.1121 Starterset 2

40.1122 Starterset 3



STORM ANCHOR SET

- Inclusief bolts
- Set of 4 pieces

40.1105



AIR VENT FOR LOG CABINS

- Dimensions: 13x9cm
- Including fitting kit
- Set of 2 pieces

40.9976

NAILS

40.1107 Asphalt nails galvanised
3x15mm (200pcs)

40.1108 Roof board nails 2.4x50mm
(200pcs)

40.1109 Garden house kit (800 nails/
800 asphalt nails)

40.1110 Garden house kit (800 nails/
200 asphalt nails)



PLASTIC ROOF GUTTERS



PLASTIC GUTTER SET CONSISTING OF:

- Gutter
- End cap
- Gutter brackets
- Gutter corner piece
- Downspout
- Rainwater drainage bracket
- Elbow 67°
- Coupling element
- Adhesive 125 ml

Gutter set 65mm black

- 40.5400Z** Gutter set complete for 2 sides 400cm (total 800cm gutter)
- 40.5410Z** Gutter set complete for 4 sides 400cm (total 1600cm gutter)
- 40.5401Z** Extension set for 2 sides 200cm (to extend gutter set 40.5400Z on 2 sides)
- 40.5403Z** Extension set for 4 sides 200cm (to extend gutter set 40.5410Z on 4 sides)
- 40.5402Z** Extra outlet set for rainwater, needed for gutters over 500cm (for 2 sides)
- 40.5404Z** Extra outlet set for rainwater, needed for gutters over 500cm (for 4 sides)

Gutter set 100mm black

- 40.5520Z** Gutter set complete for 2 sides 500cm (total 1000cm gutter)
- 40.5530Z** Gutter set complete for 4 sides 500cm (total 2000cm gutter)
- 40.5521Z** Extension set for 2 sides 200cm (to extend gutter set 40.5520Z on 2 sides)
- 40.5523Z** Extension set for 4 sides 200cm (to extend gutter set 40.5530Z on 4 sides)
- 40.5522Z** Extra outlet set for rainwater, needed for gutters over 600cm (for 2 sides)
- 40.5525Z** Extra outlet set for rainwater, needed for gutters over 600cm (for 4 side)

Loose parts plastic gutters

- | | | |
|--|---|-----------------------------------|
| 40.5903Z Gutter 65mm (200cm) | 40.5913Z Gutter 100mm | 40.5906Z Elbow 67° |
| 40.5900Z Gutter bracket 65mm | 40.5908Z Gutter bracket 100mm | 40.5917Z Downspout (200cm) |
| 40.5905Z Gutter coupling element 65mm | 40.5914Z Gutter coupling element 100mm | 40.5918Z Wall bracket |
| 40.5907Z Gutter corner piece 65mm | 40.5915Z Gutter corner piece 100mm | |
| 40.5916Z Gutter outer corner 65mm | 40.5912Z Gutter outer corner 100mm | |
| 40.5901Z End piece 65mm | 40.5909Z Gutter end piece left 100mm | |
| 40.5902Z Gutter outlet 65>60mm | 40.5910Z Gutter end piece right 100mm | |
| | 40.5911Z Gutter outlet 100mm | |

The diameter of the rainwater drainage parts is 60mm for both the 65mm and 100mm gutters. Therefore, choose the right gutter outlet to connect the gutter.

GALVANISED ROOF GUTTERS



GALVANISED ROOF GUTTER SET CONSISTING OF:

- Gutter
- End cap
- Gutter brackets
- Gutter corner piece
- Coupling element
- Downspout
- Elbow 45°
- Rainwater drainage bracket

Galvanised roof gutter 125mm

- 40.5961** Gutter set complete for 2 sides 300cm (total 600cm gutter)
- 40.5960** Gutter set complete for 2 sides 600cm (total 1200cm gutter)
- 40.5962** Gutter set complete for 4 sides 600cm (total 2400cm gutter)

Gutter set complete for 2 sides 300cm can also be used as an extension set to extend the above sets.

Loose parts galvanised roof gutters

- | | |
|---------------------------------|---|
| 40.5945 Gutter (300cm) | 40.5944 Connecting pipe between outlet and pipe |
| 40.5946 Gutter bracket | 40.5943 Elbow 45° |
| 40.5940 Gutter connector | 40.5939 Downspout (300cm) |
| 40.5950 Outer corner | 40.5947 Wall bracket |
| 40.5941 End piece | 40.5948 Screw-in pen |
| 40.5942 Gutter drop | 40.5949 Bended gutter outflow (with standing seam) |

The diameter of the rainwater drainage parts is 80mm. Connect the gutter with the gutter outlet and the connecting piece.

Et cover eller havehus er kun fuldendt, når det er udstyret med belysning. Med vores energieffektive LED-spotlys kan du fortsætte med at nyde din have om aftenen og skabe en stemningsfuld atmosfære.

LYS

Vores LED-spotlights opererer på lav spænding, og du kan nemt installere dem selv. Hver lys er forbundet til transformeren med en separat kabel. Op til 12 pærer kan tilsluttes fordelingsboksen. Kabler kan forlænges med valgfrie forlængerledninger. Den sorte væghylde giver dig mulighed for at skjule fordelingsboksen og kablerne på en pæn måde. Hvis du ønsker at installere indbyggede spotlights, skal du bruge den valgfrie hulsave til at skære det korrekte



TRANSFORMER/DISTRIBUTOR

- For 12 recessed spotlights and/or wall lights
- Remote control with dimming function included

41.5530



RECESSED SPOTLIGHTS

- 1x 3 Watt
- Light colour warm white 2700K
- Dimensions: 3.7x3.0cm (installation size 3.0cm)
- Available individually
- 5 metre cable included

41.5532



WALL LIGHTS

- Up & down light
- 2x 1,5 Watt
- Light colour warm white 2700K
- Dimensions 5.5x8.5cm
- Available per set of 2
- 7 metre cable included

41.5531



5 METRE EXTENSION CABLE

- To extend the standard cable supplied with a recessed spotlight or wall light

41.5535



ROUND HOLE SAW

- To cut the correct hole for recessed spotlights

41.5534



BLACK WALL SHELF

- To conceal the cabling and transformer/distributor
- Dimensions: 15x8.5x23cm

41.5533

NEW!

DESIGN DIN EGEN BELYSNING MED SORT VÆGLAMPER OG INDSPARINGSKARLYGTER FRA OS.

Denne belysning er tilsluttet en 230-volt stik (mA værdi 700). Følg den trin-for-trin vejledning for at samle et komplet sæt.

STEP-BY-STEP GUIDE

- 1 Select a transformer
- 2 Select the required number of spotlights
- 3 Add accessories

Hvis du leder efter at styre mere end 12 spotlights ved hjælp af én fjernbetjening, oprette flere grupper på én fjernbetjening eller styre spotlights med en app, har vi flere muligheder for at hjælpe dig med det. For mere information, kontakt din forhandler.

A	Alex 40mm	41
	Athy 70mm	72

B	Bayern 44mm	49
	Big Llanes 44mm	61
	Bilbao 44mm	79
	Brandenburg 44mm	56
	Bridgend 70mm	63
	Britt 28mm	37

C	Cadiz 44mm	71
	Cantabria 44mm	76
	Cashel 70mm	73
	Castlecomer 70mm	69
	Charlie 40mm	19

D	Dave 28mm	14
	Dunmore 70mm	66

E	Elburg 28mm	10
	Elizabeth 40mm	42
	Ellie 40mm	27
	Etten-Leur 28mm	8
	Extremadura 44mm	77

F	Freshford 70mm	74
	Fuerteventura 70mm	67

G	Gabriella 58mm	20
	Gijs 44mm	51
	Gorliz 28mm	35

H	Hattem 28mm	11
	Henk 44mm	55

J	Jackalyn 40mm	48
	Jackson 70mm	57
	Jannie 44mm	24
	Javea 44mm	64
	Jenny 40mm	30

K	Karen 40mm	44
	Katherine 58mm	58
	Klaas 44mm	47

L	Las Palmas 44mm	78
	Lianne 28mm	5
	Llanes 44mm	60

M	Maggie 40mm	16
	Malaga 44mm	62
	Mallorca 70mm	65
	Maria 40mm	25
	Max 28mm	38
	Maynooth 70mm	70
	Meaghan 40mm	31
	Meg 44mm	21
	Mia 70mm	18
	Moderna 44mm	28

N	Navarra 44mm	75
	Noja 28mm	34

O	Onyx 28mm	36
	Orlando 28mm	12

P	Palmar 44mm	52
	Parijs 44mm	46
	Peggie 40mm	39
	Petit 28mm	22
	Piet 44mm	50

R	Ray 28mm	13
	Rhön P 34mm	15
	Rianne 28mm	23
	Rick 40mm	40
	Rome 44mm	45
	Rose 34mm	43
	Rotterdam 19mm	9

S	Sachen 44mm	54
	Sadie 40mm	26
	Shannon 40mm	29
	Somo 28mm	33
	Sophie 40mm	32

T	Teruel 44mm	80
	Toilet kit Annexe 28mm	81
	Toilet kit Big 28mm	82
	Toilet kit XXL 28mm	82
	Toilet kit XXXL 70mm	82
	Truus 44mm	53
Tulloow 70mm	68	

U	Uddel 28mm	6
----------	------------	---

V	Victoria 58mm	17
----------	---------------	----

W	Whitegate 70mm	59
----------	----------------	----

Z	Zutphen 28mm	7
----------	--------------	---

LOG CABINS INDEX

