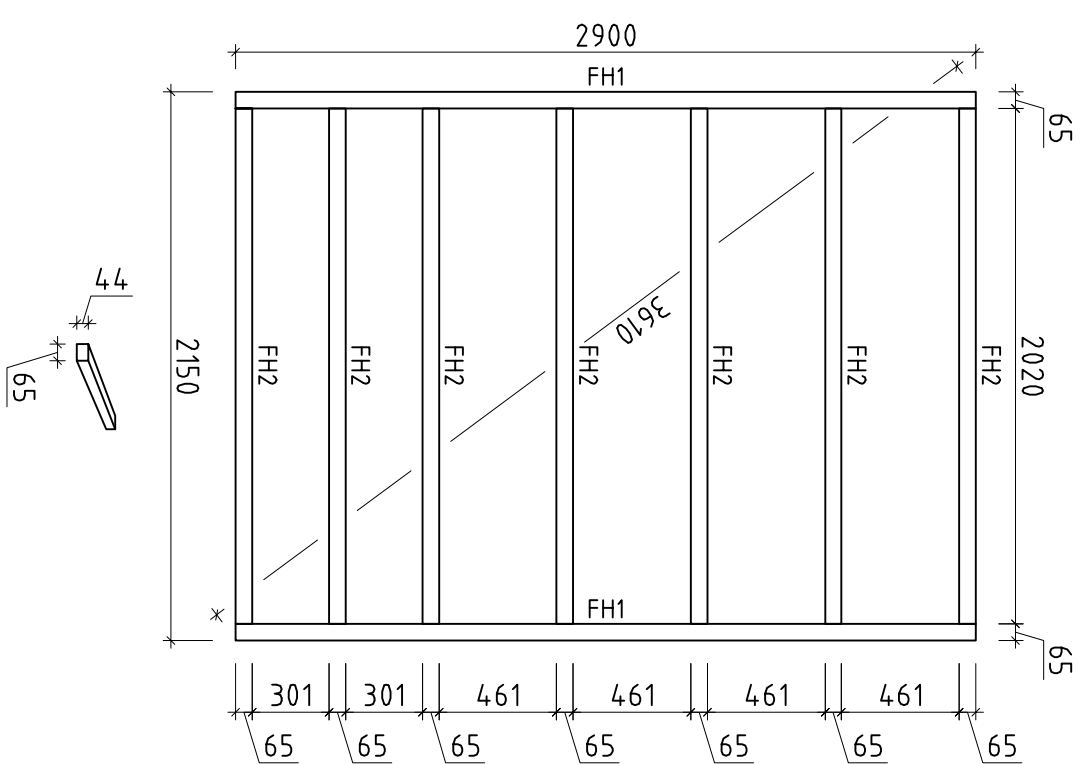
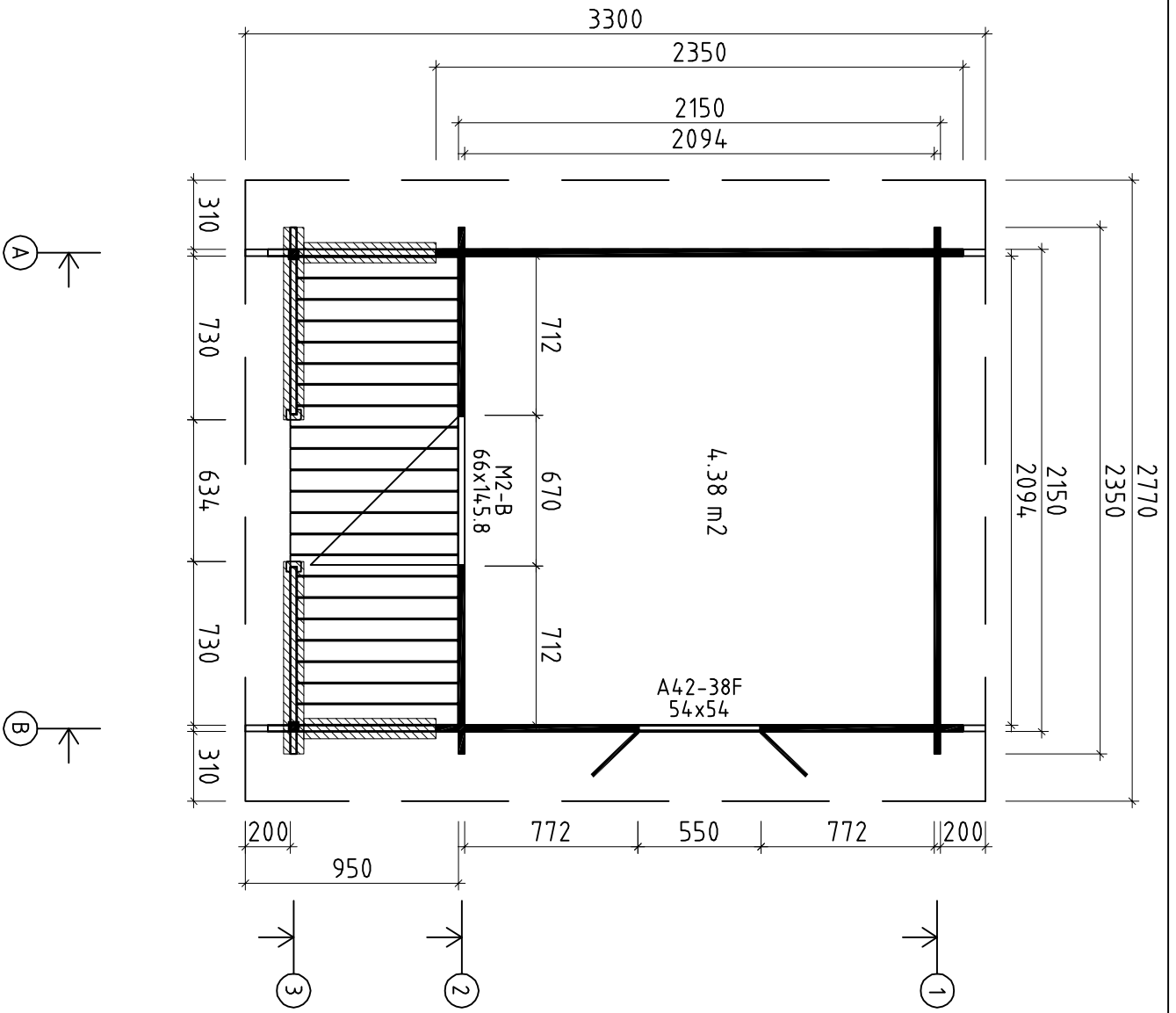





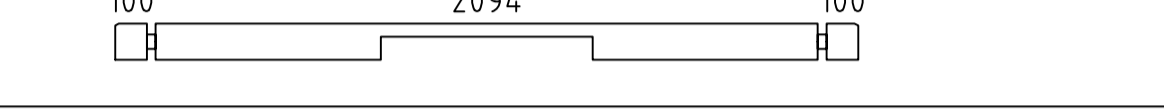





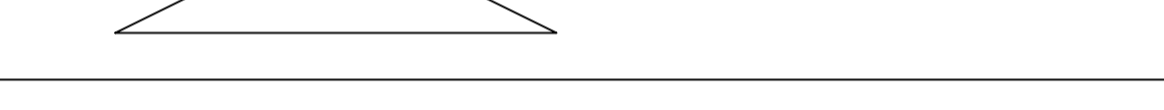











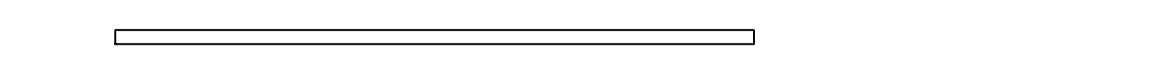













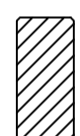




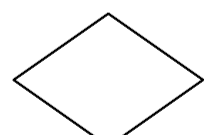
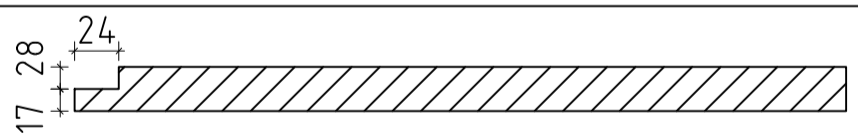

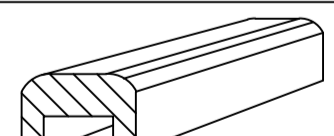
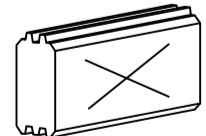
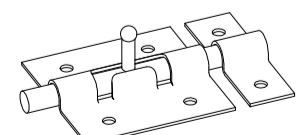
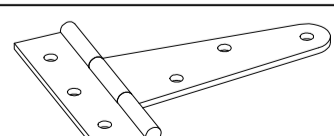



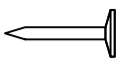
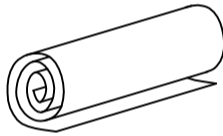
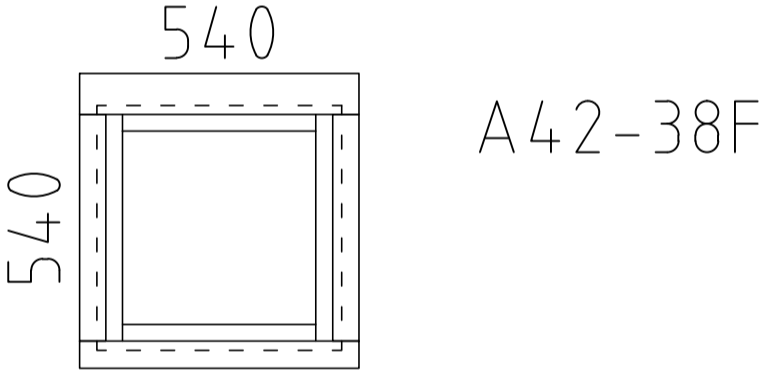
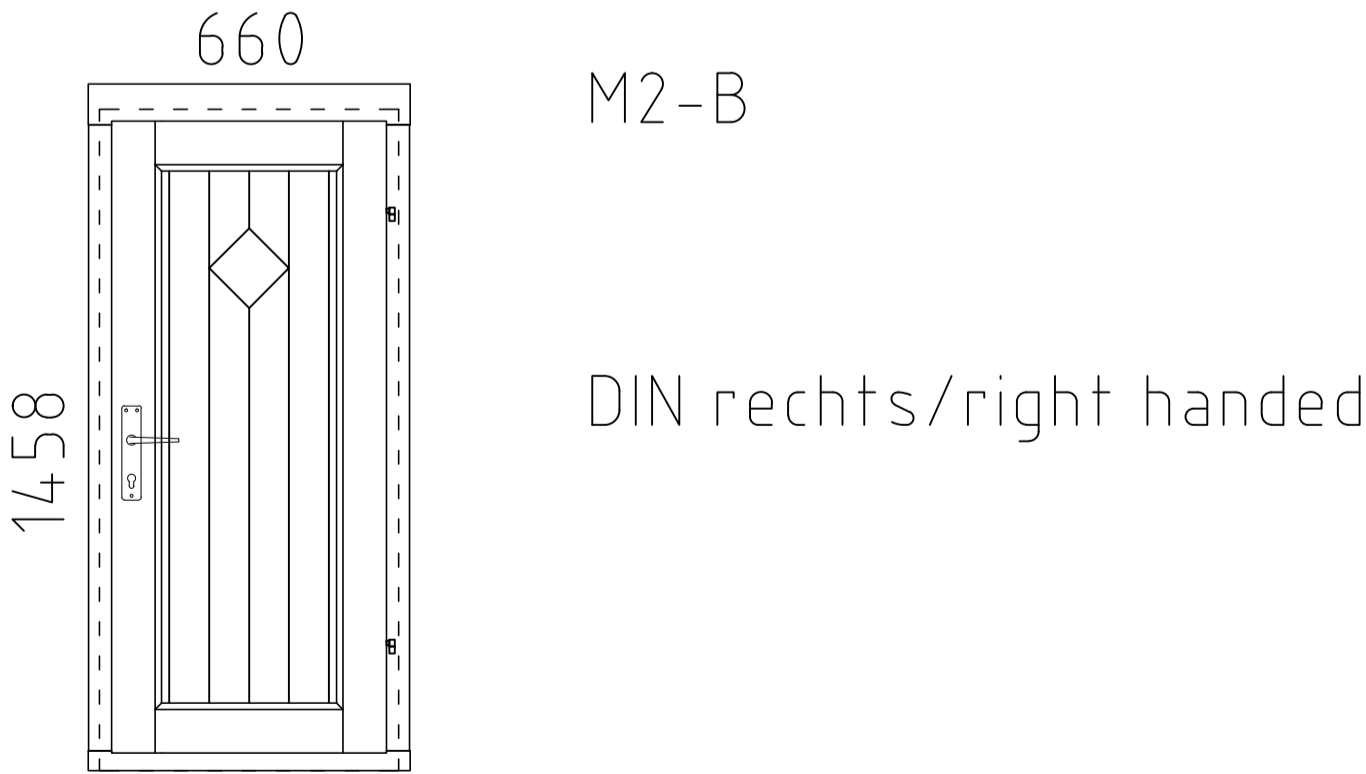
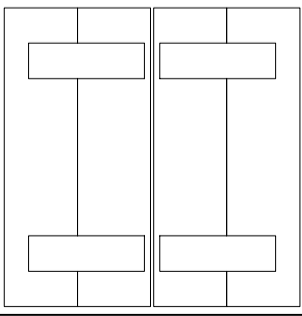
Name	Marii 235x235+VD 28		
Zeichnung/Drawing	3D		
Profil/Profile	2.8x11.4	Datum/Date	07.11.2016

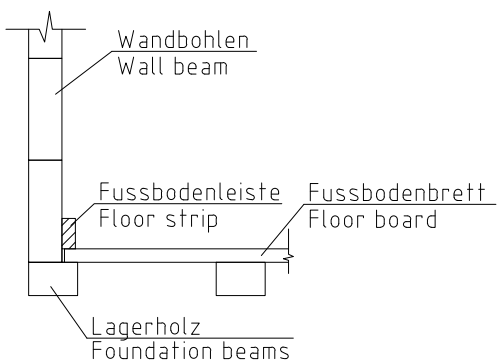
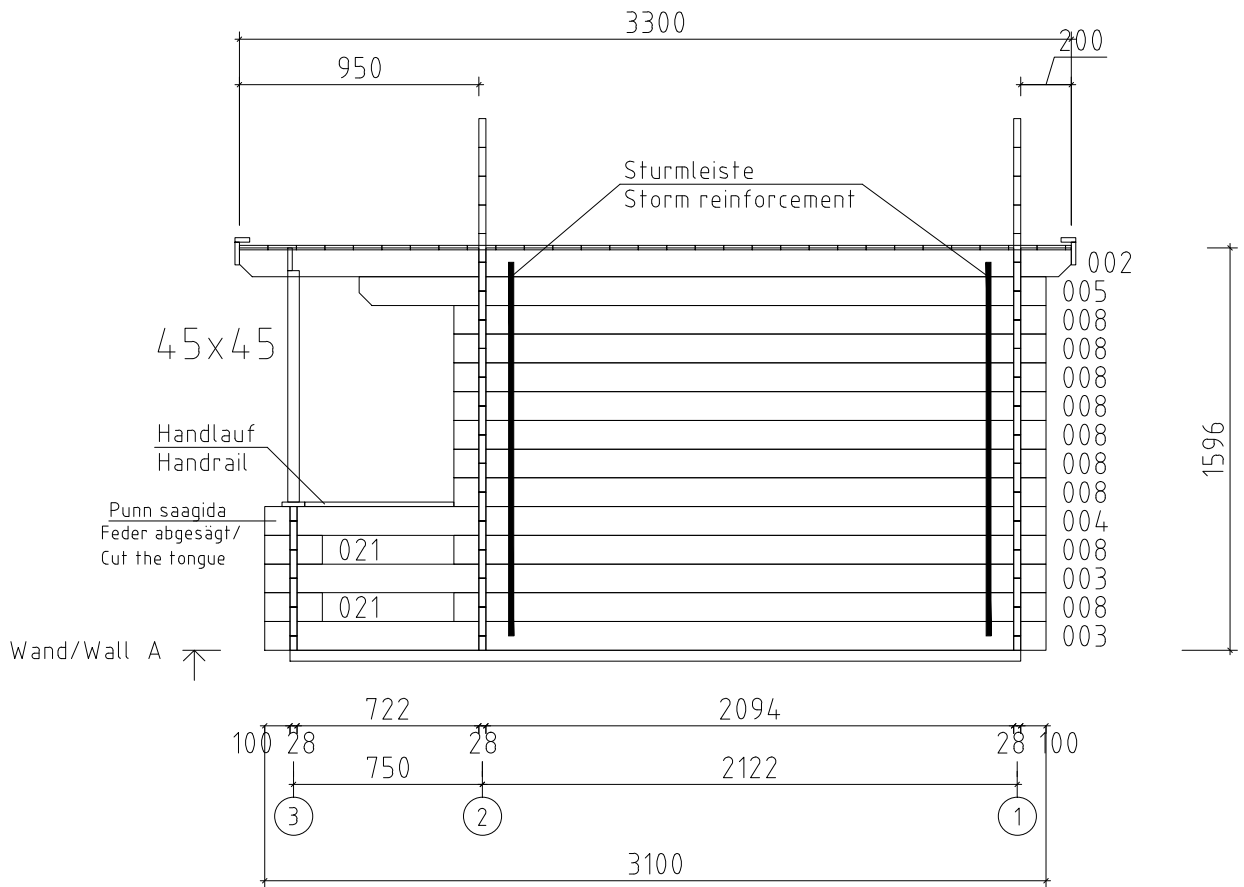
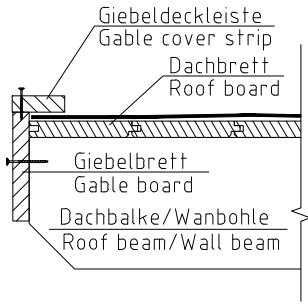


Name	Maril 235x235+ VD 28	
Zeichnung/Drawing	Grundplan/Plan	
Profil/Profile	2.8x11.4	Datum/Date
		07.11.2016

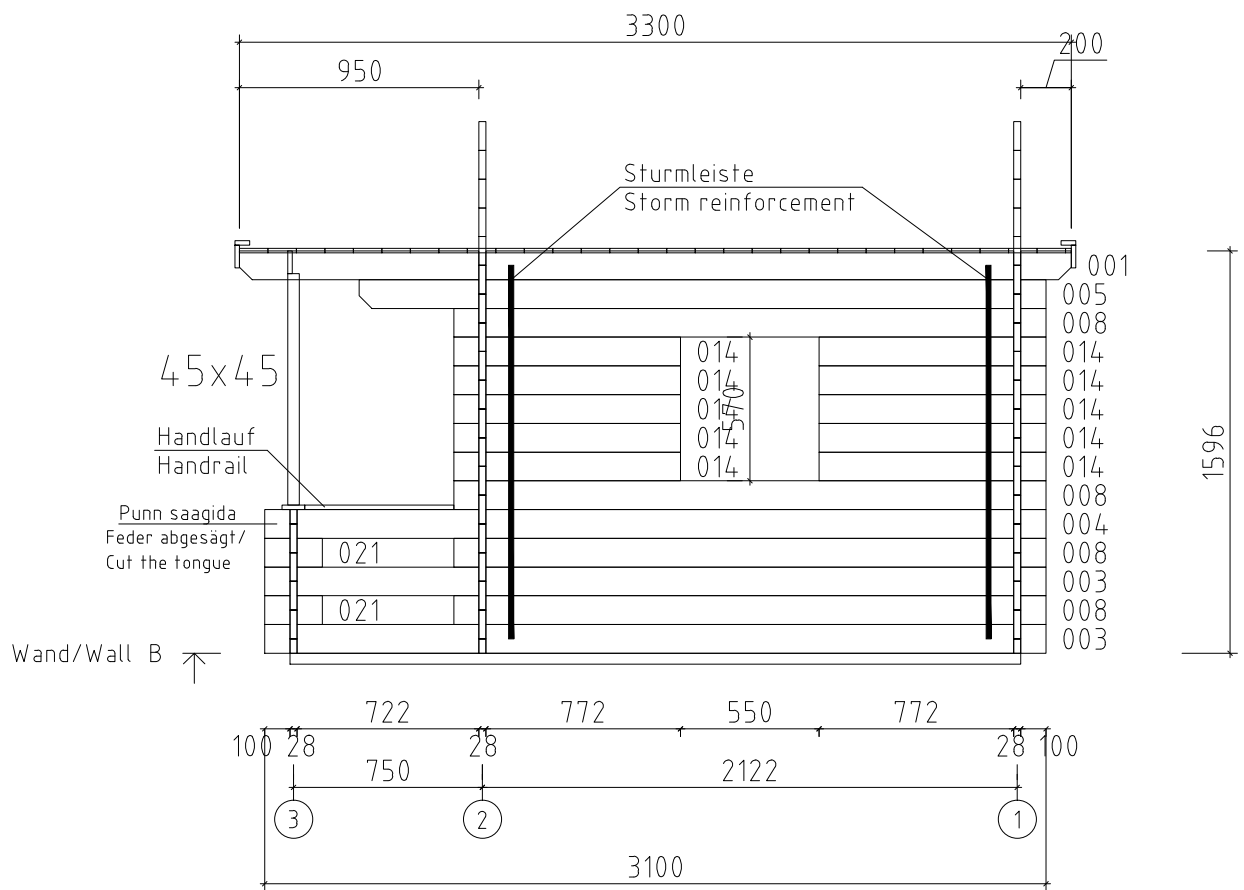
Pos	Teileliste/Specification Marii 235x235+VD 28	Stck Pcs.	Profil Profile (mm)	Länge Length (mm)
001		1	28x114	3300
002		1	28x114	3300
003		4	28x114	3100
004		2	28x114	3100
005		2	28x114	2725
006		1	28x114	2350
007		1	28x114	2350
008		25	28x114	2350
009		1	28x57	2350
010		2	28x114	2327
011		2	28x114	1861
012		2	28x114	1396
013		2	28x114	931
014		10	28x114	900
015		2	28x57	840
016		24	28x114	840
017		2	28x57	834
018		4	28x114	834
019		2	28x57	834
020		2	28x103	465
021		8	28x114	228
022		4	28x114	200
FH1	FUNDAMENTHOLZ (imprägniert) - FOUNDATION BEAM (impregnated) 	2	65x44	2900
FH2	FUNDAMENTHOLZ (imprägniert) - FOUNDATION BEAM (impregnated) 	7	65x44	2020
DT3	DECKENTRÄGER - COVER CARRIER 	1	18x90	2094

Pos	Teileliste/Specification Marii 235x235+VD 28		Stck Pcs.	Profil Profile (mm)	Länge Length (mm)	
DT1	DECKENTRÄGER - COVER CARRIER 		2	18x90	560	
DT2	DECKENTRÄGER - COVER CARRIER 		1	18x90	559	
HL2	HANDLAUF - HANDRAIL 		2	90x18	858	
HL1	HANDLAUF - HANDRAIL 		2	90x18	591	
BK3	BLUMENKÄSTEN - FLOWER BOX 		1	18x120	584	
BK2	BLUMENKÄSTEN - FLOWER BOX 			2	18x90	564
BK1	BLUMENKÄSTEN - FLOWER BOX 			2	18x90	100
DB1	DACHBALKE - ROOF BEAM 		1	44x94	3300	
	DACHBRETTER - ROOF BOARDS 		60+1	113x16	1542	
	FUSSBODENBRETTER - FLOOR BOARDS 		19+1	113x18	2090	
	TERRASSENBRETTER (imprägniert) - TERRACE BOARDS (impregnated) 		8+1	90x18	750	
	TERRASSENBRETTER (imprägniert) - TERRACE BOARDS (impregnated) 		14	90x18	715	
	FUSSBODENLEISTE - FLOOR STRIPS 			18x40	9,0 lfm/rm	
G2-1	GIEBELBRETTER - GABLE BOARDS 90X18 		4	90x18	1620	
G5-1	GIEBELDECKLEISTE - GABLE COVER STRIPS 58X18 		4	58x18	1620	
T3-1	TRAUFENLEISTE - EAVES STRIPS 58x18 		2	58x18	3300	
T4-1	TRAUFENLEISTE - EAVES STRIPS 40x18 		2	40x18	3300	
GS	GIEBELSEGMENT - GABLE DIAMOND 		2			
SP1-1	STÜTZPFOSTE - SUPPORT POST 45x45 		2	45x45	920	
SM-1	Sturmleisten - Storm reinforcement 		4	40x18	1480	
UP-1	U-Profil - U-Profile 65x44 		2	65x44	570	
SH	SCHLAGHÖLZER - MOUNTING PIECES 		3			
	RIEGEL (für Klappläden) - LATCH (for Shutters) 		2			
	SCHARNIER (für Klappläden) - HINGE (for Shutters) 		4	63x75		
SMS	Schlossschrauben M8x60 Mutter U-Scheibe - Bolts M8x60 Nuts Washer 		12	M8		
Kood	Mariii 235x235+VD 28	Materjal	File	Mariii 235x235+VD 28.dwg	Leht 2/3	

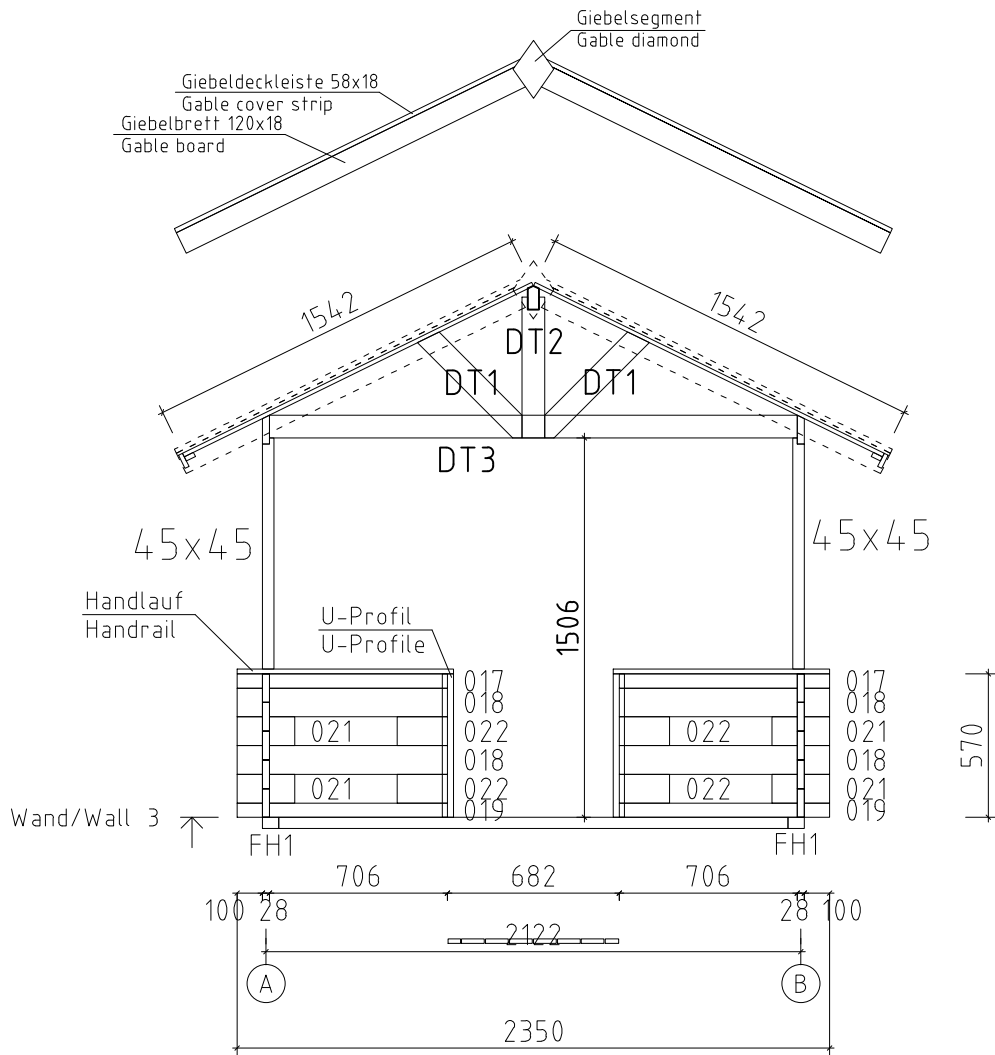
Pos	Teileliste/Specification Marii 235x235+VD 28		Stck Pcs.	Profil Profile (mm)	Länge Length (mm)
NG3	DACHPAPPNÄGEL - ROOFING NAILS 2.0x18		220		
NG1	NÄGEL - NAILS 2.5x50	Dachbretter - Roof boards Fussbodenbretter - Floor boards Terrassenbretter - Terrace boards	562		
SR14	SCHRAUBEN - SCREWS 2.5x15	Riegel - Latch Scharnier - Hinge	28		
SR01	SCHRAUBEN - SCREWS 3.0x30	Fussbodenleisten - Floor strips Traufenleisten - Eaves strips 40x18 Deckenträger - Cover carrier DT1, DT2 Scharnier - Hinge	70		
SR03	SCHRAUBEN - SCREWS 3.5x45	Giebelbretter - Gable boards Giebeldeckleiste - Gable cover strips Giebelsegment - Gable diamond Traufenleisten - Eaves strips 58x18 U-Profil - U-Profile Blumenkästen - Flower box Handlauf - Handrail	80		
SR05	SCHRAUBEN - SCREWS 4.0x60	Deckenträger - Cover carrier DT3	4		
SR11	SCHRAUBEN - SCREWS 5.0x100	Fundamenthölzer - Foundation beams Stützpfole - Support post	40		
	DACHPAPPE - ROOFING FELT			3,3m-4st.	14,0 lfm/rm
	FENSTER/WINDOW 540x540		1		
	TÜR/DOOR 660x1458		1		
KL	KLAPPLÄDEN - SHUTTERS		2		
	✓ - Bitte selber anpassen (falls nötig)! / Cut into length on site (if needed)!				



Name	Marii 235x235+VD 28		
Zeichnung/Drawing	WAND/WALL A		
Profil/Profile	2.8x11.4	Datum/Date	07.11.2016



Name	Marii 235x235+VD 28		
Zeichnung/Drawing	WAND/WALL B		
Profil/Profile	2.8x11.4	Datum/Date	07.11.2016

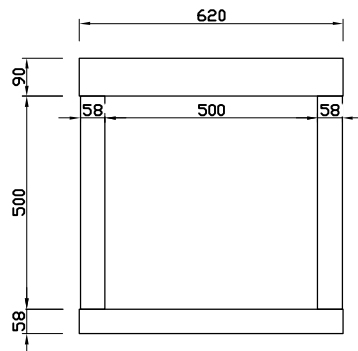
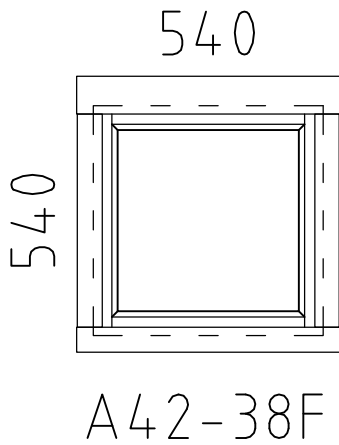
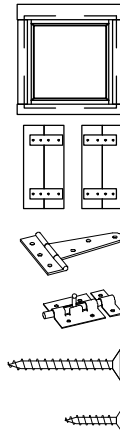


Name	Marii 235x235+VD 28		
Zeichnung/Drawing	WAND/WALL 3		
Profil/Profile	2.8x11.4	Datum/Date	07.11.2016

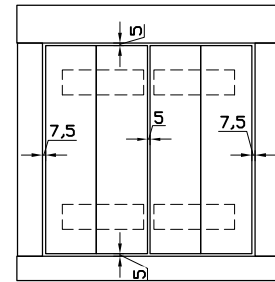
Einbauanleitung für Klappläden/ Installation guide for window shutters

Spezifikation/Specification:

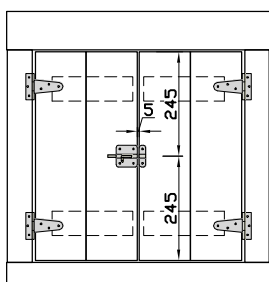
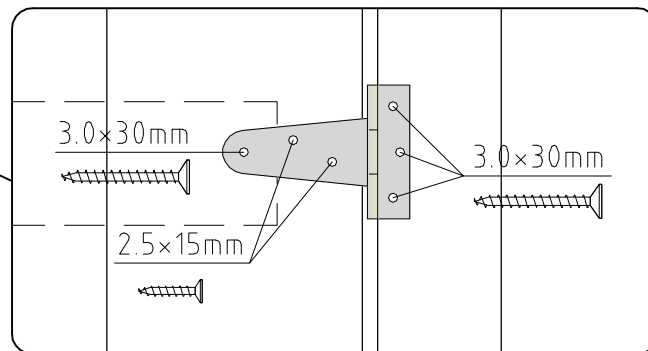
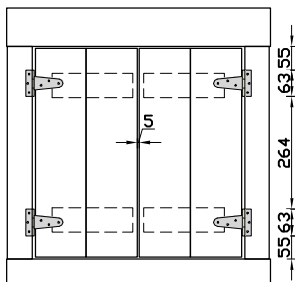
- | | |
|-------------------------------|-------|
| 1. Fenster/Window A42-38F | ×1 |
| 2. Klappläden/Window shutters | 1 set |
| 3. Scharnier/Hinges 63×75mm | ×4 |
| 4. Riegel/Latch | ×1 |
| 5. Schrauben/Screws 3.0×30 | ×16 |
| 6. Schrauben/Screws 2.5×15 | ×14 |



Die äußeren Fenster
Leisten/Outside
strips of window
(Dicke/width 24mm).



Die Klappläden zwischen die
Leisten einsetzen. Spalt in der
Mitte muß 5mm sein. Die Andere
Spalte müssen gleich sein./
Place window shutters between
window strips. Middle gap -
5mm, other gaps - set equal.



Mit 2.5×15mm Schrauben befestigen. Vor dem Anziehen
sicherstellen, daß sich der Riegel lose bewegt./
Fasten with screws 2.5×15mm. Before tightening make
sure latch moves loosely.

