



## **April Club night:**

*Steve Newell and family's Quiz Night,  
was a really good evening last year  
please support..*

**7.30 for 8pm start**

Welcome to April 2018's Newsletter!

With all the snow, wind and rain this last month I like many have really gotten out of the habit of thinking 'what is the state of my batteries' and 'are my models ready to fly', hopefully this will all change really soon.

As newsletter editor I have been asked to remove several members from the distribution list this month, sad to see some members go, but I guess many of them will want to come back when the sun starts to shine again.

Don't forget April 19<sup>th</sup> is – Steve Newell and family's Quiz Night, it was a really good evening last year and even though I was there to 'make up the numbers' I had a really good time - please support.

I have also been away for a short holiday recently so apologise if there isn't as much in the newsletter as normal, but don't forget it is your newsletter too and any news, views or information is gratefully received.

As some of you may know, living in the 'village' of Hedge End and being a bit of a softie for nostalgia I am on the committee that helps keep the Hedge End carnival alive. In past years the Firebirds have put on a stand promoting our club. The Carnival Committee has said that if the club would like to attend again this year they are very welcome. Anybody want to help set up a display / tent at the Hedge End carnival it is on the 7<sup>th</sup> July?

Now let's get on with the April 2018 edition of the Firebirds Newsletter.

Chris.



## Committee News

Here's the latest from the committee room.

## March Club night

The March Club night was a great success, several members brought things to sell, to show and to fly. Roger brought along a collection of old transmitters and receivers to show the 'newbies' how easy we have it now.

A few drinks, a little bit of chat and then home in time for bed perfect.

Club Night Pictures.. Roger shows us some items from the past, Dave's 3D printed model is ready to fly, Mike Harvey shows off his new Wot 4 'XL' – Wingspan 1730mm (68.0") Length 1535mm (60.4")



## APRIL CLUB NIGHT \* Please support \*

April 19th – Steve Newell and family's Quiz Night, was a really good evening last year please support- 7.30pm for 8pm start.



## CLUB FUEL Etc.

Russell Lewis still has a few bottles of Caster Oil based fuel from the club's stock at 50% off to clear, first come first served. Speak to Russell for details.

## CHRISTMAS DRAW 2018

Christmas Draw tickets are now on sale so don't forget to bring some money to the site!

## Poorly club member

Continuing thoughts and good wishes from the committee to all poorly members.

And.... Since taking over the newsletter Roger Stanton has thoughtfully reminded me to mention poorly members each month and sadly we now add him to our list. Rogers announcement (see below) comes as a real shock, life can be really 'crap' sometimes, good luck with the chemo Roger.

## A & B Certificate's

Don't forget to speak to Lee Fryer, Geoff Griffiths or James Graham if you are interested in doing your A / B certificates.

## Peak Down Flying times.

|           |              |
|-----------|--------------|
| Mon – Fri | 1200 – Dusk  |
| Sat – Sun | 1000 – 1600. |

## Advance notice - Known motocross dates (subject to change)

Peak down will not be available for Firebirds use due to motocross events on ...

September 8,9<sup>th</sup>  
October 6, 7<sup>th</sup>

Other dates will be announced as they arise, potentially with short notice

## The old and the new !

Had a bit of a complaint from our 'past' chairman last month, when I wrote.

*"Our 'old' chairman and our new chairman drink a toast to the Firebirds. Yes, Russell drove all the way to Leicester just so he could drink some of Pat's whiskey"*



My apologies Pat I will of course refer to you as the 'past' or 'previous' chairman In future 😊



## Alan Shergold 'still' wants a friend!

Alan Shergold is taking a trailer tent to Weston Park model show this year and wants to know if anybody fancies keeping him company and splitting the costs. The trailer tent has 2 separate double sleeping areas so it won't be too cosy, entrance to the show costs £65 for the weekend including camping fees and 2 people. And the fuel is likely to be approx.. £50-60 (it's about 170 miles each way).

Chris Fisher and Russell Lewis are also going to show this year.

The Show is on during Fathers day weekend, 15,16,17, June 2018 although Chris and Russell and perhaps Alan are going up on the Thursday (the 14<sup>th</sup>).

## Romsey Auction – images courtesy of Russell Lewis



An interesting selection of lots, but Russell only bought this £7 charger, works perfectly and much cheaper than retail. There is no buyers premium at the Romsey Auction.

## \*\* STOP PRESS \*\*

Pete will running a raffle at this month's meeting (quiz night)... bring some cash !!

## A difficult announcement from Roger Stanton

I'm sorry to tell you that I have been diagnosed with inoperable cancer of the pancreas.

There is no cure for this, but I'll be starting chemotherapy in the near future.

With luck this will give me more time, but at best we are talking months rather than years of life expectancy.

I plan to carry on serving as club Secretary and flying for as long as possible so fingers crossed for some better weather!

Roger



## Pat Parsons

Well we had a little sun this month, so my thoughts went to you all down there, enjoying your weather, my Man Cave is currently redundant. It's been re-hashed, all storage space cleaned and polished, yes polished! Dunno what the ladies in our life moan about, I really enjoyed the change! Yeah... I know what the ladies will say, it was a change for you, we do it every day!

Well, the green house was going about its business without me, the seeds are all sprouting with little input, so really I was at a loss of what to do, well I thought, I need to do something useful.

Reading through a RCME I saw an article on another OLDIE (not me!), a modern electric version of one of Dave Platts classics, the 'Half Tone'. Maybe Roger will have seen the article.

So there was nothing for it, it had to be done, with the magic of the internet I ordered a part kit, laser cut, please see pics of the said Plane.



*Empty Workspace.*



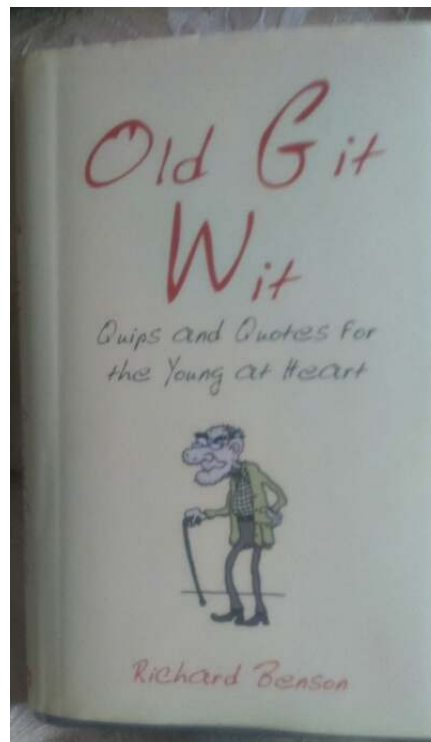
*Plans arrive.*



*A 'half tone' being born.*



*Taking shape.*




Don't know why, but somebody gave me this rather inappropriate book!

My regards to you all down there, and of course to 'all' the Ladies who read the Newsletter too, yes that means you Sharon! I will contact you again with further progress of the Half Tone.

Be in touch again next month

**Pat** (the old one !!!!!!!)



## An excerpt from the BMFA Members Handbook 2017

### **10. HAZARDOUS MATERIALS**

We come into contact with hazardous materials every day but there are some that we use in and around our models that you should be particularly careful about.

#### **10.1 Carbon (and sometimes boron) fibre**

This is regularly used as strengthening and structural material in models. These fibres, when stressed or fractured give off clouds of ultrafine microscopic fibres which are immune to your lungs' natural cleansing mechanism. Long term exposure may have very serious consequences. 'Stressed or fractured' carbon fibre could be found when you are repairing a model but it is also found when cutting and sanding new material. Whenever working with such material, always wear an appropriate mask. Cut over clean white paper. When finished, fold the paper and dispose of carefully. Vacuum the work surface and your hands regularly. When finished, always wash your hands initially in COLD water.

#### **10.2 Kevlar fibres**

May also give long term problems so equal care should be taken if using this material. If any model aircraft is built or repaired using composite materials or parts then it is essential to be particularly diligent in picking up any debris after a crash or mid-air collision. Composite shards do not degrade quickly and can be a dangerous hazard in and on the ground for many years

#### **10.3 Cyanoacrylate glues (superglues)**

These are well known for causing severe allergic reactions in some people and such reactions can build up over time. Work in a well ventilated area, avoid breathing superglue fumes and, if necessary, wear a fume proof mask and eye protection. Superglue fumes may be absorbed through the tear ducts. Superglue 'kicker' is also known to cause adverse reactions on occasions so care should be taken when using that too.

#### **10.4 Epoxy and polyester resins**

These are also known to build up allergic reaction in some people over time. It is likely that the main culprit is the fumes given off by the products as they cure so it is important that you heed the advice to work in a well ventilated area.

#### **10.5 Methanol**


This is fairly safe to store in a cool place and out of sunlight. However, it is a poison and the ingestion of even small quantities can be dangerous. Don't let it stay on your skin if you spill any.

#### **10.6 Petrol**

An increasingly used fuel and the ease with which its vapour ignites make it one to be very careful with. A small spark can lead to a big explosion. Don't store it or try to transfer it between containers indoors. This is one where working outdoors is essential advice.

#### **10.7 Smoke Systems.**

Some of the oils used in model aircraft smoke systems are known to be carcinogenic when burnt and all of them are irritants to varying degrees, even the purer types. Smoke should only be used when the wind is blowing away or at least along the pits / flightline area and there is no possibility of the smoke cloud being blown over pilots or spectators.



## **FUTURE CLUB NIGHTS - Advance notice**

May - First 2017 Barbeque at the site (date dependent on weather).

## **Words of Wisdom from the flight line – from our 'previous' chairman**

Hi to you all

Just to say that in many of the photos of my planes published during the last few months they are prop-less, the reason for this is I am a firm believer in prevention rather than cure is....

***"It only takes a few minutes to take the prop off, but it can save a lot of blood"***

Also one of the wires could be disconnected from the speed control,

See you soon, Pat

## **Keeping in touch.**

There has been no input from members reference a method for keeping in touch any thoughts?


Previous suggestions have been WhatsApp or Messenger, please let us know your choice / alternative option / express your interest.

## **This month down at the field**

Sorry haven't been down the field this, month.... Has anybody?

Please send your pictures and stories.






## 'INTRUDER' by Roger Stanton

Last month I described my Cossack design, which was a plan feature in Radio Modeller Jan 1993. Just over a year later I managed to get another plan accepted by this magazine.

Although there were a few ARTF type models coming onto the market in those days, most people still built their own models and one kit available at the time was a corrugated cardboard trainer. It looked decidedly primitive to me so I decided to have a go at designing a much more attractive model using this material. The result was a low wing sports model with a .40 ASP glow engine up front. It flew surprisingly well and was quite aerobatic except that the flat bottomed wing section made outside loops and inverted flight a bit tricky.


As shown in one of the photographs I had to produce some test pieces for the magazine to illustrate the way the model was built, and you will see it was quite straight forward. Very little balsa was needed to stiffen the corrugated cardboard, the main items being a 1/4" balsa spar and leading edge on the wing. I used ply bulkheads in the fuselage with 1/4 inch square longerons at each corner, and externally I covered the corners with gummed paper tape. The tail surfaces were made from two thickness of the cardboard with balsa edging. Just for a change I used silver Solarfilm with red Fablon for Russian decor!

I called the model "Intruder" ..






A light-hearted moment.



*I don't think I have anything amusing for next month's Newsletter...*


*And that's no Joke !*

*- Any content gratefully received -*



## How well do you know your aircraft?

More 'Oddidentification' cartoons from world war II, do you recognise these aircraft from their cartoon image ... (answer on last page).



## This month's video!

Although full-size these lessons apply to modellers too.... Perhaps apart from the cat scenario !!

<https://youtu.be/siwils2V1Xo>



Do you have a suggested video for next month's Newsletter ?

---

Notice the Newsletter is a bit empty, less interesting?

Please e-mail items for the Newsletter to [firebirdsmodelclub@outlook.com](mailto:firebirdsmodelclub@outlook.com).

---



## Club Information

This section gives a summary of club services and contact details.

## Discounted Glow Fuel

Fuel is available through the club and supplies are held by the club. All grades of fuel are available to order. Russell holds many other useful items: glo-plugs, propellers, glue, fuel tubing, wing bolts etc.

Russell Lewis

023 8056 1397

[russell@pilot1.co.uk](mailto:russell@pilot1.co.uk)

## Club Meetings

Our meeting venue is the Hamble Club at this address:

Beaulieu Road  
Hamble  
Southampton  
Hampshire, SO31 4JL



The Club requires each member to sign in at every arrival using the book usually kept at the bar. There is a way round this and that is to join the club. This is not expensive, particularly for OAPs who pay £8.00 for the first year, and if you live locally it provides a cheap night out!

## Local Tree Surgeon

Mathew Cross 01489 799982 or 0778 842 4756. Or one of his team members James. 0749 5033 561.

## Flying Times Peak down

Please consider our neighbours at all times.

Mon – Fri      1200 – Dusk

Sat – Sun      1000 – 1600.

## External Events

If you need more details on any particular event, then go to <https://bmfa.org/Contests-Events/Contest-and-Event-Calendar>.



## Firebirds Model Club Committee

The following are the contact details for the Committee. Each has given permission for their phone number and email addresses to be included in this Newsletter.

|                  |                 |               |  |
|------------------|-----------------|---------------|--|
| Chairman         | Russell Lewis   | 023 8056 1397 | <a href="mailto:russell@pilot1.co.uk">russell@pilot1.co.uk</a>             |
| Vice Chair       | Dave Hoppe      | 07704 826343  | <a href="mailto:davehoppehome@gmail.com">davehoppehome@gmail.com</a>       |
| Treasurer        | Alan Shergold   | 07973 221915  | <a href="mailto:alanshergold@hotmail.co.uk">alanshergold@hotmail.co.uk</a> |
| Secretary        | Roger Stanton   | 01489 784152  | <a href="mailto:roger-stanton@sky.com">roger-stanton@sky.com</a>           |
| PRO              | Peter Clark     | 01489 692881  | <a href="mailto:psclark911@hotmail.com">psclark911@hotmail.com</a>         |
| Flying Site Rep. | Keith Warwick   | 07887 486040  | <a href="mailto:keithw11@hotmail.co.uk">keithw11@hotmail.co.uk</a>         |
| Safety Officer   | Geoff Griffiths | 023 9265 5931 | <a href="mailto:ggriffiths@hotmail.com">ggriffiths@hotmail.com</a>         |
| Membership Sec.  | Roger Stanton   | 01489 784152  | <a href="mailto:roger-stanton@sky.com">roger-stanton@sky.com</a>           |

## Regular Open Meetings

There are regular monthly open meetings at the following venues:

Waltham Chase Aeromodellers Indoor R/C Small Models Hampshire

Wessex Soaring Assoc. monthly slope fly-in Wiltshire

FLITEHOOK Indoor Free Flight Meeting Hampshire

See <https://bmfa.org/Contests-Events/Contest-and-Event-Calendar> for more details.

## Firebirds Constitution and Rules.

The Firebirds constitution and rules document can be found at the bottom of the 'about us' section on the web-site or by clicking the following link.

<http://firebirds.org.uk/onewebmedia/FIREBIRD%20CONSTITUTION%20%26%20RULES.pdf>.

**Remember... Safe flying is no accident.**

## 'Oddidentification' answer

1. Fairey Firefly

2. Supermarine Sea Otter