



MAY
2023

CONGRATULATIONS
We had 8 Models
In the Air on the 14th May
2023 at 12 noon

Dear Fellow Firebirds Club Members

Firstly..

A few important messages from the committee...

1. If you haven't renewed your membership for 2023 your details will be removed from our systems this month. If you decide to re-join later in the month / year you will need to re-apply as a new member. Your details will also be removed from our social media groups and mailing lists, contact a committee member urgently if you wish to remain a member.
2. Something was brought to the attention of the committee via a posting on the 'WhatsApp' group. It referred to the fact that 'we' i.e. anybody could opt-out of the CAA registration scheme. The committee would like to affirm without exception that it is a prerequisite of club membership that all flying members also have BMFA membership and therefore be covered by their insurance. BMFA insurance does not cover any unlawful flying, any member who has not registered with the CAA is not flying legally and is, therefore, not properly insured. It is also a legal-requirement to display your operator-ID on all models that you fly. Following the posting on WhatsApp some members are rightfully concerned that the person flying next to them may not have insurance. PLEASE, if you have any thoughts or concerns re. this issue discuss it with a committee member. And if you are down the field, make a point of asking the flyer next to you to show you their registration number.
3. The committee was put in a difficult position this month, again on the WhatsApp group, when they were asked whether a young family member could have a fly at the field. This, in a 'normal' world should have been a resounding yes, the committee are always happy to encourage youngsters into the sport, however, as a club the committee have to be very careful in compliance with the BMFA, their insurance and the law... there are strict rules about who can and can't fly and in what circumstances. Please if you want to do something that steps outside the 'norm' please speak to a committee member directly, i.e. not via an open forum. The committee will then do it's best to accommodate based on individual circumstances.



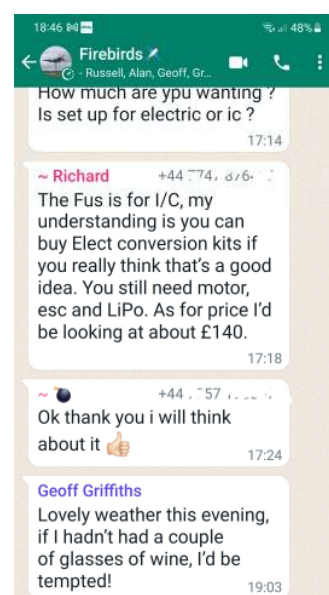
We're now on Facebook

Club member Rajon (Raj), was keen for the club to have a Facebook presence so, after discussing it with the committee, he has agreed to take on the job of running it. Like many 'old school' members I am not sure what you do with it or how you find it, but I guess if it's 'your thing' you will know what to do 😊 .. Tick-Tock next ?



And... while we are on the subject of Social Media, 'is it just me?', but for some members on the group chat, I get people's phone numbers, for others I get their names (usually, I think if I have their number in my personal phone book) and for one member just comes up with a picture of a BOMB, like in the image on the right ...

I found a setting in WhatsApp where my name is listed as Chris Fisher, is this what you see when I post? If you do, perhaps, if others were to change this setting to their name and ideally surname it might make the group easier to understand.. or 'is it just me' !!



While on the Subject of – 'is it just me'

I asked in the last newsletter if it was 'just me?' that dropped that one of a kind special screw onto the floor during that crucial project, never to be found again. Well, I am not alone, fellow member Martin Hughes sent me this

Reference screws - it's not just you! I usually see them when I Hoover just as they get sucked up forever. A few suggestions.

- 1) - Tacky wax works well for small crosshead screws (available from EBAY and model shops)
- 2) - for larger screws - lightly wrap masking tape around the screw head and screwdriver shaft - start the screw then remove the tape with tweezers or pliers
- 3) - stick a magnet on the shaft of the screwdriver - also good for retrieving screws

Cheers Martin!





BMFA Record attempt..

On the 14th May at 12 noon the Firebirds managed 8 model aeroplanes in the air. CONGRATULATIONS that's 8 more than last year !!

We also managed to get a dedicated 'photographer' for the event so managed to get some great photos of the event that included everybody. Thank you Francesca.



Above are the official photographs forwarded to the BMFA as confirmation of our attempt.

Firebirds Model Club

News, Views & Information - May 2023



Francesca also took loads of extra photos, both during the record attempt and during the pre-attempt practices. Can you spot you / your aeroplane?



Again congratulations to those members that got involved, you were part of something far bigger and we now await the 'National' BMFA total.

Members are reminded that we are now back to our normal limits of planes in the air at one time.. anybody remember what they are? To be published next month....



A small plastic pot.. could save somebody's life

Although already hidden by the long grass, there is a small plastic pot connected to a short stake pushed into the ground.. next to the emergency water bottle and the windsock base. You can see it below, modelled by Keith but also in situ before the grass grew. You really should familiarise yourself with its location, because it contains instructions that could help emergency services find our location.



Another important reminder as we start flying again

A metal tin could save you, your shed, your outdoor table or even your house, LiPo batteries do catch fire and this is especially likely when charging, the resulting fire can be catastrophic. We have one member who has had 2 LiPo fires so please be careful.



Not long now - Weston Park Model Show

Russell Chris and Paul are camping up there for the weekend, anybody else?



<http://www.airshowinternational.co.uk/>

The biggest RC model aeroplane show in the UK, Anybody going?





From the internet.... Funnies?





From The internet.... interesting?

Airplanes by MTOW (Maximum Take-off Weight)

Airplane Type	MTOW [kg]	MLW [tonnes]	TOR [m]	LR [m]	ICAO category	FAA category
Antonov An-225	640,00	591,70	3500		Heavy	Super
Airbus A380-800	575,00	394,00	3100	1930	Heavy	Super
Boeing 747-8F	447,70	346,09	3100	1800	Heavy	Heavy
Boeing 747-8	443,61	306,18	3100		Heavy	Heavy
Boeing 747-400ER	412,77	295,74	3090		Heavy	Heavy
Antonov An-124-100M	405,06	330,00	2520	900	Heavy	Heavy

AN225

A380

B747

Stratolaunch excluded - created using PowerBI

aviationfile

Giants Of The Sky

Antonov An-225 Mriya

- Crew: 6
- Max takeoff weight: 640,000 kg
- Maximum speed: 850 km/h (460 kn)
- Powerplant: 6 × Progress D-18T turbofans

Lockheed C-5 Galaxy

- Crew: 7
- Max takeoff weight: 417,305 kg
- Maximum speed: 856 km/h (462kn)
- Powerplant: 4 × GE CF6-80C2 turbofans

Super Guppy

- Crew: 4
- Max takeoff weight: 77,111 kg
- Maximum speed: 460 km/h (250kn)
- Propellers: 4-bladed constant-speed fully-feathering propellers

Airlander 10

- Crew: 1
- Maximum Takeoff weight: 10,000kg
- Maximum Speed: 148 km/h (80 kn)
- Powerplant: 4 × 4L V8 direct injection Diesel engines

Boeing 747 Dreamlifter

- Crew: 2
- Maximum take-off weight: 364,235 kg
- Maximum Speed: 878 km/h (474kn)
- Powerplant: 4-high bypass turbofan

Airbus Beluga XL

- Crew: 2
- Max takeoff weight: 227,000 kg
- Maximum speed: Mach 0.7
- Powerplant: 2 × GE CF6-80C2A8 turbofan

Scaled Composites Stratolaunch

- Max takeoff weight: 589,670 kg
- Maximum speed: 850 km/h (460 kn)
- Powerplant: 6 × Pratt & Whitney PW4056 turbofan

More History

From Facebook

This time from Facebook, this happened on our doorstep, would anybody have guess the correct year?



Southampton Heritage Photos

Maz Poole · 20 h · 🌐

The burnt out executive jet on the M27 in May 1993, during its landing at Eastleigh in a thunderstorm, it ran off the end of the runway onto the motorway, with only the pilot and co-pilot on board who both escaped before it finally exploded.



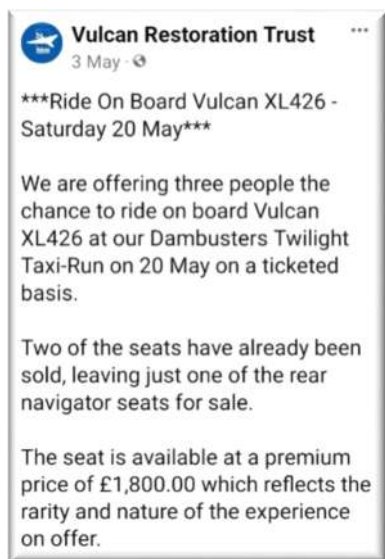


It all starts from one Photograph..

One of our members was in Scotland this month and visited the flying museum where G-BOAA, one of our fabulous Concorde is housed. It is difficult to find an aviation enthusiast that doesn't have a 'soft spot' for this wonderful aircraft. This particular one had an interesting journey from Heathrow to The National Museum of Flight near Edinburgh. As the aeroplane was unable to fly, the journey was by road, river, sea and finally a temporary road.



For some reason the photo of Concorde sent several members off on various tangents, several in the direction of the Vulcan with which Concorde shared similar engines.




If you think the stories and memories relating to Concorde are interesting, then stories about the Vulcan's history just go on and on. Did you know, just a few days ago aviation enthusiasts were still chasing the roar of those 4 Rolls-Royce / Olympus engines.

See image on the left.. Just three seats available at £1800 each..

A 'Taxi-Run' never to be forgotten.

Probably the most famous Vulcan of all and the last to fly was XH-558. Here (right) is an advert for 'her' when last sold.



Advert in Flight International, July 1992

'She was of course bought by the Vulcan Preservation Trust and continued to fly at air shows for many more years.

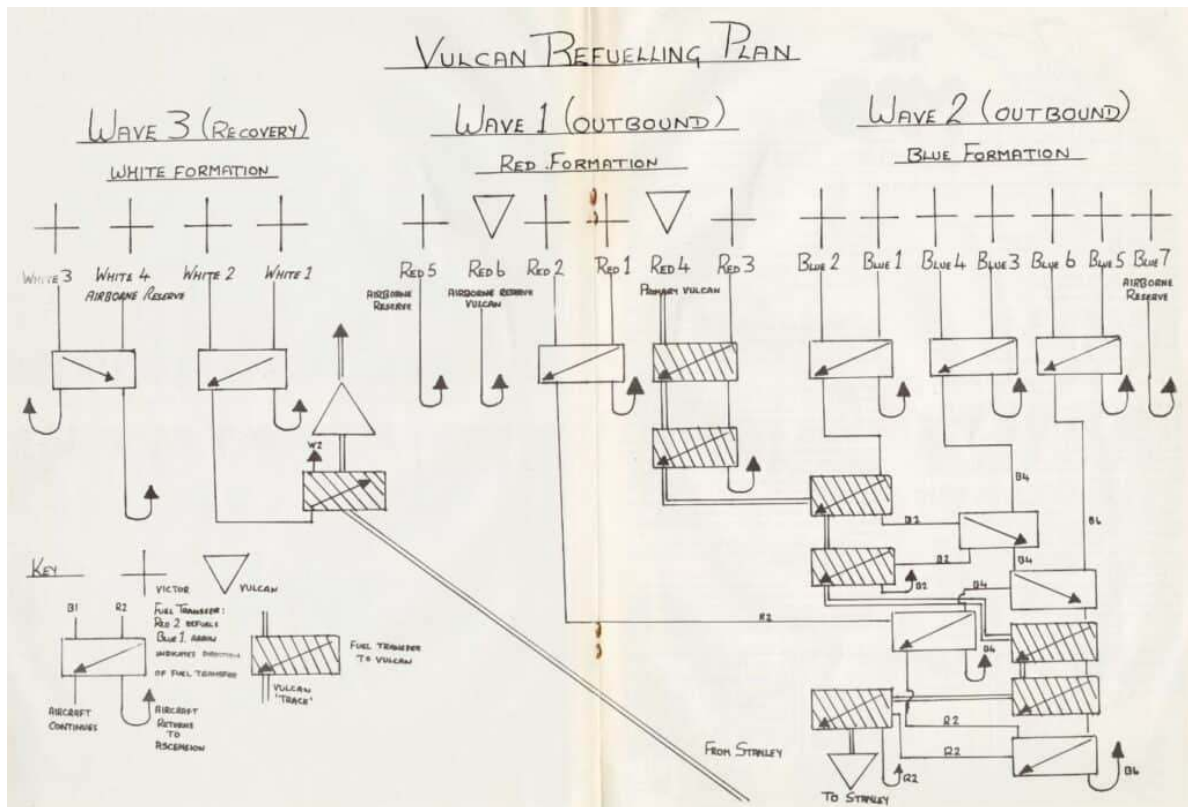
Another member's memory was seeing an article in which the Vulcan actually tested the Engines for Concorde, the internet came up trumps with a photograph of that event. (right).





And the most famous Vulcan story of all was when during the Falklands conflict when the RAF sent Vulcans to bomb Port Stanley's airport runway an act which, it is said, ensured the success for the United Kingdom in swiftly removing the Argentinian aggressors.

Below is the hand written plan of the refuelling process to get the Vulcan to their destination.



More Vulcan stuff...

<https://vulcantothesky.org/articles/the-last-flight-of-the-vulcan/>

Anybody need a few of these?

I needed a few of these myself, but they came in a pack of 40 (20 male 20 female) so I (Chris Fisher) do have a few spares if they are something you need?



DELIVERED
40Pcs Micro JST
PH 1.25 2 PIN Male...

£3.26

Free
postage

21 Apr 2023





An interesting Video

Our Germany correspondent, himself both an aero-modeller and full size pilot sent me a link this month, I watched it all... some very unusual aeroplanes in there... Thank you Harald.

Link <https://youtu.be/fCgmIL0w2Qs>



3D printing

I haven't heard much from our 3D printing members lately, but they are still there, printing the strange and the unusual. Many of you will have noticed Rob Cope hobbling on a stick recently following a skiing accident. Rob turned his 3D printing skill to his advantage see below..



If it is not immediately obvious, it is a specially designed end for his walking stick to help him get across the soft approach to our flight strip.

Rob was particularly proud of his printing around a strengthening washer, he sent me the message (right) to accompany the pictures.

If you mention the washer, none of this 21st century repair washer nonsense. It's a penny washer 1.35" similar to penny 1.2" not these farthings we use these days...

Another video – recommended by a member

A short film based on the book Flying For Fun. An Affair With An Aeroplane by Jack Parham

Link - https://youtu.be/e_mCHdLuyCc





CAA registration what you need to know

<https://register-drones.caa.co.uk/drone-code/getting-what-you-need-to-fly>

I just re-registered at a cost of £10.33...



And you think we have it bad!

And I know we all moan about the CAA drone registration legislation, but in the USA from September models need to be fitted with Remote ID.

"Remote ID is essentially the ability for the FAA to track your drone or RC model aircraft. Over the past few years, this has been a much debated, legislated, and controversial topic for the RC community."

There are some exceptions and it looks like recognised model clubs like ours will be able to apply for an exception when flying in our own designated airspace. But with Gatwick airport having yet another 'drone scare' recently, surely it is just a matter of time before remote ID comes to the UK.



The Internet is littered with state side modellers complaining / giving more information about the new legislation, some manufactures are now building the facility in to their new models already.




Keep yourself busy - the best way to save money.

A bored wet afternoon and too much time on the internet lead me to purchase a model plane and the necessary kit to make it fly, together with a rather expensive (for me) branded Spektrum receiver.

Unbelievably the Banggood 'Flash Deal' model aeroplane cost almost exactly half of the tiny Spektrum receiver, it's a mad world! Incidentally, although I bought the receiver from eBay it was actually from our friend Ian at the model shop that Russell and I visited last year, <https://themodelshop.net/>

But, without the cleverness of that receiver I knew that there was no way I would be able to fly that 3D model aeroplane, well perhaps just once!

Anyway the kit arrived and I very carefully assembled it, being extra careful to make sure everything was straight, i.e no twisting.



**Spektrum AR637T DSMX
6-Channel AS3X & SAFE
Telemetry Receiver
SPMAR637T**

nexus-models (2471)
100% positive Feedback

£113.99



At time of publication this now finished model (with its assistive receiver) has flown, I will let you know how it went in next month's newsletter.



Our sport isn't as cheap as it was.

Whilst looking at the specification of Spektrum receivers prior to making my purchase, I was rather shocked at some of the prices..



Spektrum NX8 8
Channel DSMX
Transmitter Only
Brand new

£366.00
Free 2 day postage
Get it by Fri 28 Apr
Click & Collect
3 watchers

**Nexus Modelling
Supplies**
100% positive Feedback

Get it by Fri 28 Apr
Click & Collect



Spektrum
AR20400T 20
Channel PowerSafe
Brand new
£404.99
Free 2 day postage
Get it by Fri 28 Apr
Click & Collect

But, there are still some bargains, if you are happy to try an alternative (chinese) supplier.



Lemon RX 7
Channel Gen 2
Receiver Telemetry
Brand new

£39.75
+ £1.99 postage



£103.05 ~~£163.58~~ -37%
Inclusive of VAT

NEW XIAOXU Raptor H650 Sea Land Air
490mm Wingspan 2.4GHz 6CH Smart
Balance EPP RC Airplane Warbird
Fighter Seaplane RTF For Beginners

(CN) Free Shipping on order over £40.89

Buy Now

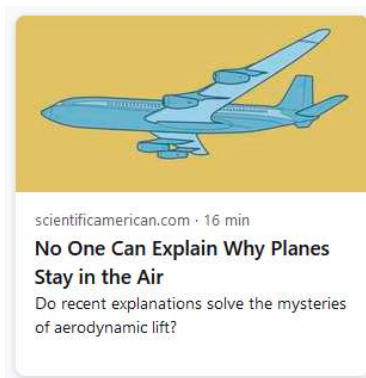
Add to Cart

AVIATION CLICKBAIT

It can be difficult to get the things done when on the internet, you keep seeing interesting things!

"Clickbait is a text or a thumbnail link that is designed to attract attention and to entice users to follow that link and read, view, or listen to the .."

Would you have clicked this link ? →



Well I did see, interested? link below...

https://getpocket.com/explore/item/no-one-can-explain-why-planes-stay-in-the-air?utm_source=pocket-newtab-global-en-GB

... and, I still don't know how aeroplanes stay in the air, or at least not for sure!

Down at the field

Martin Hughes and his beautiful Foker DRI triplane



The Fokker Dr.I, often known simply as the Fokker Triplane, was a World War I fighter aircraft built by Fokker-Flugzeugwerke. Full size. Length: 5.77 m, Weight: 406 kg, Range: 300 km, Top speed: 185 km/h

In Model form however this is a Flair Baronnette (semi scale) – which Martin found in an attic, it was then just a couple of poorly constructed wings, the cowling and lots of heavy wood. It has an 850 KV motor, 14X6 prop and runs on 2200 3s



Here's Martin Again

This time with his Wilco Esprit, also sold as a Staufenbiel Hawk. He says "It is classed as a hotliner" If you look up hotliners on YouTube you will see some crazy fast ones. "Mine did a max of 77mph level" (I was hoping for more.)



1400KV turnigy glider drive motor; 8X7 prop; 60 A esc (approx. 700W) -
Throttle limited to 75% to keep RPM to approx. 16000

Acro Wot in one hand and crutch in the other, nothing is going to Stop Rob flying!






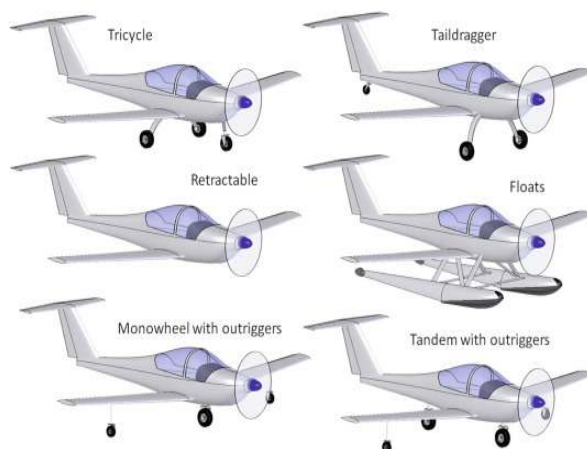
Extra 'bits and pieces'..

Martin Hughes showing off his R/C bird of prey... allegedly the real birds of prey had a go at it and it now has one less wing tip feather, neither birds real or R.C. were hurt (other than that wing-tip feather),

When Slop Soaring goes wrong.



We often Talk down the field about the relative benefits of different undercarriage configurations, and many internet sites list them...



But I had never heard the term 'Tail Sitter' before !! →→



The XFY Pogo was a tailsitter, that is at rest it sat on caster wheels mounted on struts stretching from the trailing edges of its wings and fins. On landing those struts compressed several feet – hence the pogo stick comparison.
<https://www.jetsprops.com/prototype/xfy-pogo-creating-a-vtol-fighter.html>



2.8k 251 comments • 677 shares



Martin Hughes again again,

This time he went the field when nobody was around and tried something well, slightly experimental?
He sent me the following for the newlsetter.



The Story starts a good while ago, starting from Scratch.



But eventually she was ready for her maiden, but with a slightly unusual launch method.



Launch ramp ready, CHECK, bungy ready CHECK.....



SUCCESS?

Well not exactly, Martin says...

"First flight I did not power up the EDF so the bungee stayed attached causing a nose dive - second flight much better but the high landing speed coupled with long grass and the dog toothed leading edge (and maybe damage from the first flight) resulted in a rather significant crack under the wing.

So its back to being a hangar queen until I figure out how to repair it - prob need a new wing !!"



And finally it's your Last chance...

Don't forget to re-join!

Otherwise you won't be receiving the newsletter next month.





You must have paid your membership before you fly in 2023, details below.

FIREBIRDS MODEL CLUB FEES 2023

Club fees for 2023. Please note this does not include membership of the BMFA.

Firebirds Fees 2023

Senior - £98

Junior - £33

Family Senior - £83

Family Partner - £83

Family Junior - £33

It is a requirement of flying with our club that you also have BMFA membership.

BMFA Fees 2023

Seniors - £42

Juniors - £20

Family Partner - £29

Family Junior - £15

For most members that renew their BMFA membership through the Firebirds the following totals apply.

Firebirds and BMFA membership

Senior - £98 + £42 = £140

Junior - £33 + £20 = £53

Family Senior - £83 + £42 = £125

Family Partner - £83 + £29 = £112

Family Junior - £30 + £15 = £48

NOTE: The above excludes the CAA licencing charges, which like last year the club recommends members do directly with the CAA, and remember your 2023 renewal could be very soon for many.

**** See below for how to pay ****



Paying your membership.

OPTION 1.

Find a committee members letterbox and drop it in.

OPTION 2.

By post – Send a cheque to

Firebirds Model club c/o 6 Maytree Close Locksheath Southampton SO31 6NQ

OPTION 3.

By Bank transfer

Account name: WARWICK KA (he's our membership secretary)

Sort code: 55-70-05

Account number: 75528037

***IMPORTANT ***

Use a reference: Your Initial Your Surname and FB (for Firebirds)

Example: K Warwick FB

NOTICE ON MEMBERSHIP.

You must have paid your fees to be able to fly after the 1st January.

Members not renewing by April 1st 2023 will be considered as not renewing and need to be considered as new members and subject to any joining fee or membership cap then in place.

Please contact a committee member should you have any questions.

If you are having difficulty paying your fees, please talk to a committee member.

Firebirds Model Club

News, Views & Information - May 2023



Flying times : (from December 2021)

Monday	Tuesday	Wednesday	Thursday	Friday	Saturday	Sunday
<i>Quiet / Electric</i>	<i>Electric & I/C</i>	<i>Electric & I/C</i>	<i>Electric & I/C</i>	<i>Quiet / Electric</i>	<i>Electric & I/C until 2pm then Quiet / Electric until 4pm</i>	<i>Electric & I/C</i>
10-00	10-00	10-00	10-00	10-00	10-00	10-00
20-00 or dusk NO NIGHT FLYING	16-00	16-00	16-00	20-00 or dusk NO NIGHT FLYING	16-00	13-00

Or put another way:

<i>Quiet / Electric – NOW everyday of the week</i>		
Monday	10-00	20-00 (or dusk) NO NIGHT FLYING
Tuesday	10-00	16-00
Wednesday	10-00	16-00
Thursday	10-00	16-00
Friday	10-00	20-00 (or dusk) NO NIGHT FLYING
Saturday	10-00	16-00
Sunday	10-00	13-00

<i>Electric & I/C – Five days a week</i>		
Monday	NO FLYING	
Tuesday	10-00	16-00
Wednesday	10-00	16-00
Thursday	10-00	16-00
Friday	NO FLYING	
Saturday	10-00	14-00
Sunday	10-00	13-00

'Bank Holiday' exceptions to the above.

Good Friday 10am - 1pm (electric and IC)

EASTER SUNDAY ... NO flying!!

ALL BANK Holiday Mondays - 10am - 1pm (electric and IC)

CHRISTMAS DAY... NO flying!!

Firebirds Model Club

News, Views & Information - May 2023



Poorly club member

Continuing thoughts and good wishes from the committee to all poorly members.

FUTURE CLUB NIGHTS - Advance notice

Following a few years curtailed by the coronavirus, it is now hoped that we can restart some of social events as we near winter, we're far too busy flying in the summer ☺.

Club Information

This section gives a summary of club services and contact details.

External Events

If you need more details on any particular event, then go to <https://bmfa.org/Contests-Events/Contest-and-Event-Calendar>.

Firebirds Model Club Committee

The following are the contact details for the Committee. Each has given permission for their phone number and email addresses to be included in this Newsletter.

Chairman	Russell Lewis	07503 153962	russell@pilot1.co.uk
Vice Chair	Peter Clark	07867 557964	psclark911@hotmail.com
Treasurer	Alan Shergold	07973 221915	alanshergold@hotmail.co.uk
Secretary	Rob Cope	07795 996549	copes02@ntlworld.com
Flying Site Rep.	Paul Brown	07730 202510	paulprb@gmail.com
Safety Officer	Geoff Griffiths	023 9265 5931	ggriffiths@hotmail.com
Membership Sec.	Keith Warwick	07887 486040	keithw11@hotmail.co.uk

General contact e-mail address - firebirdsmodelclub@outlook.com

Firebirds Constitution and Rules.

The Firebirds constitution and rules document can be found at the bottom of the 'about us' section on the web-site or by clicking the following link.

<http://firebirds.org.uk/onewebmedia/FIREBIRD%20CONSTITUTION%20%26%20RULES.pdf>.

Remember... Safe flying is no accident.