



## MAY 2022

-----  
**15<sup>th</sup> May**  
**Guinness Book of Records**  
**Record attempt**  
-----

Dear Fellow Firebirds Club Members

It may have been one of the best flying months for me in many years as there have been some lovely flying days with low winds and very little rain. My flying has improved and some of my landings have been comparable (IMO) to those members who have been flying since they were teenagers. Happy Days!

However, this last month has seen my transmitter break, my Phoenix 2000 implode on impact with the ground and following a very difficult flight, my pristine Century Ruckus is now not so pristine.

I know I am not the only one that has suffered highs and lows, one anonymous member managed to lose his undercarriage so many times following heavy landings this month that the term 'doing a Kevin' was born for anybody doing the same thing. Thankfully the member in question has now strengthened the undercarriage mounts and completed many successful landings... however the term 'doing a Kevin may just live on'.

The new take-off and landing strip has been a huge success with the wind being much more predictable than lower down the field, so more great flying days are predicted for the rest of the year.

The club welcomed a new member this month Chris (Hard), Chris has been flying for many years and is a good friend of our Safety officer Geoff Griffiths.

Anyway let's get on with the Newsletter.

Chris (Fisher)



## May the 15th - BMFA centenary Guinness record attempt

Thanks for the members looking to take part and those who do so on the day will be entered into the official BMFA record attempt register. Any BMFA and club member may take part on the day, but we do appreciate knowing numbers in advance so that it runs smoothly and timings are correct.

### Timings

Date:	Sunday 15 May 2022
Arrival Time:	Before 10.30am
Practice flights trimming etc.:	10.00 -11am
Hotdogs:	11am (supplied by club)
<b>*Briefing:</b>	<b>11.30 am</b>
Record attempt mass launch:	11.50 – 11.59
Official time for record attempt:	12 noon

There will be an official briefing at 11.30, by Rob Cope and Geoff Griffiths.

If weather is bad across the country the event will be cancelled and is likely to be re-arranged for September, if the weather is bad where we are then sadly the national event will continue without us.

The number of model aircraft in the air at 12 noon will be Officially recorded and submitted to the BMFA / Guinness book of records organisers.

The club is going to arrange some hotdogs at 11am (bring your own drinks).

Due to limited parking, if you are physically capable of parking in the lower car-park and walking up to the flight line, please do.

There will be a group photograph of all the pilots who were successfully in the air at 12:00 to be uploaded to the BMFA as evidence of our part in the attempt.







## What about a few VIDEOS

First something unusual. Rob suggested this video of a rather Novel aircraft. (lovely scenery too)



LINK - <https://www.youtube.com/watch?v=vLyfNXpuUwo>

## **An important reminder - ALWAYS CHARGE YOUR BATTERIES OUTSIDE**

Lipo Explosion Lipo Fire RC Lipo Battery Explodes at home



VIDEO LINK - <https://youtu.be/hg3r2erRfw>

and.. Don't always think you are safe when you use a LIPO charging bag.



VIDEO LINK - [https://youtu.be/atkgUwGHL\\_k](https://youtu.be/atkgUwGHL_k)





## **BROKEN Transmitter spring.**

Mid-flight, the left hand stick on my transmitter (throttle and rudder / mode 2) suddenly became stuck in position, thankfully not stuck on full throttle and luckily a firmer push did release it, but the rudder stick had lost it's ability to centre. After a hurried landing and a shake of the transmitter which now sounded like a baby's rattle there was definitely something broken internally.. Would I need a new transmitter?

Once inside the transmitter I found the culprit and it was a fairly simple fix, the end of the centering spring had broken off, and was now rattling around the inside of the case together with the tension adjuster.

First picture is the bits I found rattling around inside the transmitter (note the missing ring on the end of the spring), second picture is of the 'bodge' fix I did because the spring I found was too long and I wanted to make sure I could fly the next day, notice the use of a paper clip (which I did trim) and... 3<sup>rd</sup> picture an e-Bay listing for the correct spring, so easily available in just a few days.



Transmitter Gimbal Spring 12x3.6mm...  
£4.09  
eBay  
By Redbrain

## **Words of advice from the Flight-Line.**

When I first started doing the newsletter I published any interesting nuggets of information given to me by the more experienced members, including their many one liners, I hadn't heard any new ones for a while but Geoff (I think just after somebody did a particularly heavy landing), came out with this gem..

It's not because of Gravity it's simply because "The Ground just Sucks"





## The Landing strip just gets better.

It is amazing to think that just a short while ago our landing strip was just part of a farmers field, the committee with help from members, have worked tirelessly to improve our facility, mowing, filling holes and repeated rolling.. They even borrowed a monster roller to try and even out some of the bumps (Thank you to our lovely landlords for the loan of the roller). Work continues on a regular basis.



And we now have a gate !! (Same code number as last gate). No need to lock while we are on site but last person to leave please make sure gate is locked. A **\*BIG\*** thank you to Paul for fixing up the gate.!







## Something to look forward to..

This model was acquired by the club in a part built state and the challenge was taken up by our Alan Shergold, who is currently trying to bring the model back to life and modifying the model to run with an electric setup. We look forward to seeing it finished. It is thought to be a model from the 1980s.



## A visit from my Daughter. (Ed.)

Many years ago Olivia was a Junior member of the club and although she never made it solo had made much progress under the tutelage of her uncle Russell. Unfortunately, the pressures of college and then University curtailed her flying but she visited the club recently and using a buddy box system showed that she could still fly after all these years.





## **and.. I may have made a mistake. (Ed.)**

As everybody knows, club and BMFA rules allow us to invite a potential new flyer or visitor to our site and subject to permission from the committee and necessary safety considerations allow them to experience our hobby (I believe up to a maximum of 3 times).

So... when my Daughter visited I set-up a buddy lead system, got permission from a committee member, got clearance from other flyers flying at the time and had a competent club trainer assist Olivia during her flight in which I looked after the 'instructor' transmitter to recover the flight if things went wrong.

Perfect I thought, we did everything right, but perhaps not... I may have broken the CAA rules... I am registered as an Operator and my sticker is correctly adhered. But the CAA rules say...

You're responsible for making sure that anyone who flies your drones or model aircraft has a valid flyer ID. If you need a flyer ID yourself, you must take the test. You can do this in the My registration area.

So does this mean she should have done the test and got a flyer ID before I pressed that trainer button?

I haven't had a chance to do further checks, but I think I may have broken the CAA rules.

Ed.

## **Inside Allan's Workshop**

There are few things in life more enjoyable than time spent in your workshop making and mending, but a good second best is a look inside somebody else's workshop. See this view of prolific modeller Allan's 'Man cave', model aeroplanes, boats and tools everywhere. I'd love to have a look in those slide out trays hanging on the wall, I am sure they contain a lifetime of useful bits and pieces.







## FIXED WITH 3D PRINTER

After Rob's Phoenix was aggressively released from a tree, one wing suffered both a hole and a missing aileron, but no worries for an experienced model engineer with a 3D printer, the necessary parts were soon printed and fitted (see the slightly translucent parts in the first picture). Unfortunately, the 3D printed items were a bit heavier than the original polystyrene items so a piece of lead needed fixing to the end of the other wing to balance things up (see second picture).



Despite the extra weight, the Phoenix continues to fly really well.



## Remember Pat Parsons ?

Long standing members will of course remember long-time club chairman Pat Parsons and following a promise he recently made and sent to Sharon (Russell's wife) a present. The windmill arrived together with a message that he is well and busy gardening. He hopes to come down and visit us soon.

Here is the present he sent Sharon, once a modeller always a modeller! 😊



Good to hear you're OK Pat (Ed.)



## A NEW VERSION OF AN OLD SAYING

One famous saying popularly attributed to Mark Twain is "Golf is a good walk spoiled".

How about a new one for use in Model Flying?



## Down on the Flight Line

Our 'Mr Jacobson' with his cow pattern 'go to' model, very nice undercarriage and wheels Mr Jacobson! 😊







Paul and his Riot, very BIG wheels Mr Brown!



This model always brings a big smile to Geoff's face... and lands perfectly even on those Tiny Wheels.







I remember Dr Emmett Brown said to Marty McFly in the Spielberg movie Back to the Future before they climbed into the DeLorean time machine heading for 21 October 2015.


**“Roads... where we’re going we don’t need roads”**

So as a theme is starting in this newsletter how about we try ..

**“wheels... where we’re going we don’t need wheels”**

See later in the newsletter and you will understand my reasoning. Anyway the model below was a real handful for its owner Rob Cope and bucked like the proverbial bronco, once some extra weight was added to the nose flight became a little more placid.

And, if you are interested the reason for Docs, reference to not needing roads it was a prediction from 1985 that we would all have hover cars by 2015... Oh, and hover boards...





A difficult first flight for Pete's 1st 'actually flying' 3D printed model, reality is it didn't go well and after a vertical ascent, the model switched over and did a vertical decent, the only damage was the nose cone, but it did curtail future testing for that day. I don't think wheels would have helped in this case.







Pete printed a new nose cone that night and the very next day his 3D printed model was back and ready for flight, this time Pete brought along his pit crew and future club member for support. Pete's granddaughter 'Crazy' Daisy showed real interest in the hobby and was promised a flight when she was a little bit older. I am sure we have not seen the last of her at the flying field.



Another model without Wheels, this time it's club chairman Russell.








## FIREBIRDS MODEL ~~FLYING~~ BOAT CLUB

It is no secret that several members of the club are also dabbling on the dark-side, that being model boating. Several members got together for a trip to Southsea's canoe lake during the month. The military looking vessel is Allan's, the scale cruiser is Geoff's and the speed boat is mine (Ed.)



So the early reference "wheels... where we're going we don't need wheels" should now become more apparent, as Rob's plane was actually a model sea plane, Rob joined the boating trip to Southsea for a bit of water taxiing and a couple of very short 'hops'.

The model had its undercarriage removed and replaced with floats. Unfortunately, a gust of wind caused the plane to flip and the subsequent contact of the models electronics with the salt water didn't do it any good.





THANK YOU to PAUL, Paul who not only fixed-up our rather excellent new gate, but is also a very keen member of the mowing rota.



Paul has really thrown himself into club life and has even bought himself a model boat so he can join the next visit to Southsea Canoe lake.

Here is Paul's new boat, delivered next day from eBay for just £69.99, hopefully Paul can update us on this new vessel once he has had it on the water.



STOP PRESS: The gate has now been painted, a lovely shade of grey, again Thank you to Paul.







And the last few pictures for this month, are wheels becoming a thing of the past?







## **HAVE YOU STILL NOT RENEWED YOUR MEMBERSHIP?**

**NOTE: WE ARE NOW CONSIDERING NEW MEMBERS, PLEASE CONTACT A COMMITTEE MEMBER.**

## **THIS YEARS FEES**

Club fees for 2022 were agreed at the AGM / Christmas party and are now due.

Adult club membership fee for 2022 is £75. The BMFA fee is £40 so the Total payable for most members is £115. If you are a country BMFA member you will just pay the £75 to the club.

NOTE: The above excludes the CAA licencing charges, which like last year the club recommends members do directly with the CAA, and remember your 2022 renewal could be very soon for many.

## **Paying your membership.**

### **OPTION 1.**

Find a committee members letterbox and drop it in.

### **OPTION 2.** By post –

Send a cheque to

Firebirds Model club  
c/o 6 Maytree Close  
Locksheath  
Southampton  
SO31 6NQ

### **OPTION 3.** By Bank transfer

Account name: WARWICK KA (he's our membership secretary)

Sort code: 55-70-05

Account number: 75528037

**\*IMPORTANT \*** Use a reference: Your Initial Your Surname and FB (for Firebirds)

Example: K Warwick FB

## **NOTICE**

You must have paid your fees to be able to fly in 2022



**MORE - Dates for your diary**



Want to know more - Ask Russell, Chris, Paul, Alan, Pete and a few others about this show (they have all been)..

**Popham Airfield**  
EGHP  
The Spitfire Flying Club

**BOOK EARLY**

**POPHAM MODEL SHOW**  
20/21st August 2022

**EVERYONE WELCOME**  
TO THIS FABULOUS TWO DAY MODEL SHOW.

Full radio control flying display  
Saturday and Sunday 10am-4pm.  
Jets, Large Models, Helicopters,  
Top class pilots.

Indoor displays and exhibits,  
model boats, trains and more.  
FPV drone racing - times tbc.  
Supported by Traders,  
'bring and buy', refreshments  
and under cover seating.


Control line aircraft demonstrations

This event is supported by the BMFA  
in celebration of their 100th  
anniversary year.

**Book Online:**

All contributions subject to availability

This show had its first outing last year and was really worth the visit, it will undoubtedly be even better this year, perhaps see you there.



## NEW Flying times : (from December 2021)

Monday	Tuesday	Wednesday	Thursday	Friday	Saturday	Sunday
Quiet / Electric	Electric & I/C	Electric & I/C	Electric & I/C	Quiet / Electric	Electric & I/C until 2pm then Quiet / Electric until 4pm	Electric & I/C
10-00	10-00	10-00	10-00	10-00	10-00	10-00
20-00 or dusk NO NIGHT FLYING	16-00	16-00	16-00	20-00 or dusk NO NIGHT FLYING	16-00	13-00

## Or put another way:

Quiet / Electric – NOW everyday of the week		
Monday	10-00	20-00 (or dusk) NO NIGHT FLYING
Tuesday	10-00	16-00
Wednesday	10-00	16-00
Thursday	10-00	16-00
Friday	10-00	20-00 (or dusk) NO NIGHT FLYING
Saturday	10-00	16-00
Sunday	10-00	13-00

Electric & I/C – Five days a week		
Monday	NO FLYING	
Tuesday	10-00	16-00
Wednesday	10-00	16-00
Thursday	10-00	16-00
Friday	NO FLYING	
Saturday	10-00	14-00
Sunday	10-00	13-00

'Bank Holiday' exceptions to the above.

**Good Friday 10am - 1pm (electric and IC)**

**EASTER SUNDAY ... NO flying!!**

**ALL BANK Holiday Mondays - 10am - 1pm (electric and IC)**

**CHRISTMAS DAY... NO flying!!**



# Firebirds Model Club

News, Views & Information - May 2022



## Poorly club member

Continuing thoughts and good wishes from the committee to all poorly members.

## FUTURE CLUB NIGHTS - Advance notice

Following a few years curtailed by the coronavirus, it is now hoped that we can restart some of social events as we near winter, we're far too busy flying in the summer ☺.

## Club Information

This section gives a summary of club services and contact details.

### External Events

If you need more details on any particular event, then go to <https://bmfa.org/Contests-Events/Contest-and-Event-Calendar>.

### Firebirds Model Club Committee

The following are the contact details for the Committee. Each has given permission for their phone number and email addresses to be included in this Newsletter.

Chairman	Russell Lewis	023 8056 1397	<a href="mailto:russell@pilot1.co.uk">russell@pilot1.co.uk</a>
Vice Chair	Peter Clark	07867 557964	<a href="mailto:psclark911@hotmail.com">psclark911@hotmail.com</a>
Treasurer	Alan Shergold	07973 221915	<a href="mailto:alanshergold@hotmail.co.uk">alanshergold@hotmail.co.uk</a>
Secretary	Rob Cope	07795 996549	<a href="mailto:copes02@ntlworld.com">copes02@ntlworld.com</a>
Flying Site Rep.	Paul Brown	07730 202510	<a href="mailto:paulprb@gmail.com">paulprb@gmail.com</a>
Safety Officer	Geoff Griffiths	023 9265 5931	<a href="mailto:ggriffiths@hotmail.com">ggriffiths@hotmail.com</a>
Membership Sec.	Keith Warwick	07887 486040	<a href="mailto:keithw11@hotmail.co.uk">keithw11@hotmail.co.uk</a>

General contact e-mail address - [firebirdsmodelclub@outlook.com](mailto:firebirdsmodelclub@outlook.com)

### Firebirds Constitution and Rules.

The Firebirds constitution and rules document can be found at the bottom of the 'about us' section on the web-site or by clicking the following link.

<http://firebirds.org.uk/onewebmedia/FIREBIRD%20CONSTITUTION%20%26%20RULES.pdf>.

**Remember... Safe flying is no accident.**