



BBQ
18th SEPTEMBER!

Dear Fellow Firebirds Club Members

It's been a busy month for me, a visit to Gibraltar which is a fantastic place to watch aeroplanes, 2 model air shows and a visit to an RAF museum, all this from someone who claims not to be into aviation and model airplane flying, I even found the local model club while in Gibraltar!

The first Airshow was at Popham, just up the road and unfortunately it may have been hurt a little, by the weather forecast (which was completely wrong!), but some top-notch show pilots attended and with the show being so close, I hope it was a success and the first of many.

While at the show, I bought some cheap propellers from a stand selling second hand and clearance items and forgot to check CCW or CW.. I know you can switch the cables around but that can mess up other things, so, learn from me when buying propellers check the rotational direction. (I seem to think I have done this before, so not learnt)



Although I didn't see him, I was pleased to hear that Dave Hoppe has, despite another visit to the hospital been seen at the field again, keep it up Dave. Dave has also asked to leave the committee which is understandable after the year he has just had, this does now leave a couple of vacancies for committee members, please speak to a committee member if you are interested in joining the committee.

Thank you to Paul Brown for his summary of a weekends camping at the Weston Park model show (later in the newsletter) and remember if you have something interesting for the Newsletter, please let me have it.

See you down the field soon (if I ever finish the Newsletter) !

Chris.



DYK? Gibraltar Airport

Gibraltar International Airport, is located on the Rock of Gibraltar, a British Overseas Territory bordering southern Spain and is, I believe the only operating airport with a main road running across its runway. Traffic is stopped on the road by barriers and traffic lights whenever an aircraft has to land or take off from the runway – an amazing view for anybody that loves aeroplanes.

The airport is owned by the Ministry of Defence and was originally constructed during World War II as an emergency airport base for the Royal Navy's Fleet Air Arm. The RAF control tower is still used by the airport, which now operates for both commercial and active-military flights.



POPHAM Model Air Show

Several Firebirds members attended the very first, Popham Model air show, and for the first one it was pretty good, unfortunately bad weather was predicted for the Saturday (which never materialised) so numbers may



have been a bit down on what they could have been. Because the show was close my wife came with me on the Saturday where we bumped into, Rob Cope with his daughter plus Paul and Alan who travelled up together. I am told that several members also attend on the Sunday. Hopefully the show was a success for the organisers and will become a regular on the show circuit.



RAF Museum Colindale

Unbelievably there is an RAF museum within Zone 4 on London's Northern underground line, just a stone's throw from the start of the M1 motorway!!! Anyway, on a visit to see a friend who lives nearby we visited the museum, again unbelievable, a great collection of aircraft, engines, memorabilia etc. a really good museum in an unexpected place. If you are ever up near Colindale with an hour to spare then well worth a look.



Not so sure....

While in London we also met in 'Town' with our daughter (who was visiting a friend who works there) and on the way we past this famous landmark (picture below), hopefully recognisable, not from the giant ice-cream with a cherry on top, but from the taller tower with Nelson at its head.

Anyway, as many of you know, for some years the city has allowed a piece of modern art to stand in one corner of Trafalgar square, on the so called 'fourth plinth', the one I most remember was 'Alison Lapper Pregnant', by Marc Quinn, 2005.

Anyway I digress again, I took the picture for the newsletter because it has a multi-copter 'drone', on top of what looked like an ice-cream together with a cherry, very nice I thought... until you read what the artist was actually wanting us to see.

Unveiled on Thursday 30 July the artwork by artist Heather Phillipson, is actually supposed to show the instability and imminent collapse of society, what chance has our sport got when a prominent position in the centre of our capital city show art that associates multi-copters with the end of society!!

Give me a Turner or Constable anyway, at least you can appreciate what's going on!

There is even a hidden camera in the drone that you can watch on the internet <http://www.theend.today/>.





Weston Park 25th Year Model Air Show

Russell and Chris attended for the second time this year the Weston Park 'International' Model Air Show, and despite there being a few notably absent international pilots, the show was, as ever very impressive.



This year and at the last-minute club member Paul Brown also decided that he wanted to see what the show was all about and drove the 170 miles to Shropshire together with his tent, a packet of crunchy nut cornflakes, a loaf of bread and some baked beans. Now that's Camping !!

Bring and Buy at Weston Park.

Both Russell and Chris sold some bits and pieces at the bring and buy, the red model in the middle of the picture was mine (Ed.) and after it had sold I felt rather sad, although I never flew it, I really liked that plane! I also sold my old Riot which, had become a bit like triggers broom from only fools and horses. The Bring and buy sale charged £1.50 for each item entered and then 10% of the sale price.



The first 3D printed model I have see at a Bring and Buy sale !! (Pete... Rob... Dave ?)





Beautiful Scale Models at Weston Park.



The first 3 of these images need no introduction, perfect scale models doing very scale model flying, the odd one out however is doing something completely un-scale, after standing stationery on it's vector thrust nozzle for almost a minute with the gas turbine system just inches off the ground it now starts it near vertical climb, just yards in front of the adoring crowd.



Things to buy at Weston Park.



Yes, this cub could be bought at the show but starting at around £15,000, Russell decided not to buy on this occasion 😊

Camping at Weston Park

It's Paul making some beans on toast !



Trade Stands at Weston Park

There was a good selection of trade stands at the show. It's Paul again, this time checking out a nice little second-hand trainer, he didn't buy it, but did buy a rather nice cub, which I am sure we will soon see down the flying field.





Full Size at Weston Park

Chris takes a picture of Paul taking a picture of a rather nice mark 8 full size spitfire. It's sometimes hard to tell if you are looking at full size or a scale model.... Except, perhaps when you hear the 27 litre, V12 Merlin engine fly over-head, no model drivetrain can replicate that sound!



A Weston Park Test for you...

Full size or scale model ? ... you would have to be there to know for sure...!



Top class Pilot's at Weston Park

Go on look them up... you'll be impressed.



Martin Pickering

Prop hanging with transmitter behind his back.



Azza Stephens

Flat-out, £10,000 model, 1ft off the ground.



Steve Johnson

Also Flew at Popham !

<https://youtu.be/Mn5nPjTMFrA>



The principal organiser of the Weston Park Air show sat in front of one of 2 Red arrow look alike model aeroplanes, Steve Bishop and his son Matt (behind).

In addition to organising the shows the father and son team have wowed audiences around the world with those quarter-scale jet engine BA Hawk 22s replicas.



Weston Park – Maybe Next year ?

Weston park Air show International 17.18.19 June 2022





Visiting Weston Park International Model Show – by Paul Brown

Thursday morning the 2nd September, I set off on a new adventure, not really knowing what to expect, these shows are all new to me.

Getting there was thankfully fairly easy, I used the A34-M40-M6-A5 which was good traffic wise, although I did take a wrong turn at one point but I won't bore you with that.

Arriving at lunchtime, Russell and Chris had already arrived and were busy setting up their tent, I chose a pitch opposite them, which was handy as we were able to meet up and during the weekend and share some food etc. When we arrived, we were in a massive field with lots of space around us, but more and more people arrived, by Friday the field was rammed!



So with the tents and airbeds all done we headed off to see what was going on...

There was a trade area plus some food outlets to tempt us, these surrounded a football pitched size grass area which was (I later found out) for the spectators. At first, with nobody there, it felt large and very open, the hobby traders, food caravans and a large beer tent were arranged on 3 sides, with a metal railing running alongside the strip, which the commentator later referred to as "airside" completing a square, there was also an ice cream van plonked 'smack' in the middle.

The strip was said to be 1000m long (3250ft) with trees on the far side, it looked like a forest and at the highest point of the strip to our left the stately home could be seen.

Being early arrive-ers Thursday was very relaxed, with other people still arriving and setting up, we checked out the traders for a bit which included Al's Hobbies, component shop and Century models (famous for the Max Thrust Riot!). Chris and Russell chatted about what we might see over the coming 2 days as we wondered back down the hill between ever growing avenues of motorhomes, caravans and tents, until we found where we had pitched our tents.

We prepared dinner and sat about the tents on fold up chairs and chatting about nothing in particular, as the evening progressed into darkness, eventually realising the time, we retired to our sleeping bags.

On Friday, after breakfast, the weather was a bit 'moist', but still we watched the show pilot's practicing, some flying regular models like we fly at our own club, but as this was Weston Park, there was often 10 or more 1.5m size foamies in the sky at once, in swarms, but some were much larger models perhaps 3 or 4m wingspan costing 15K or more.





We then explored the area a bit more as the show is held in the grounds of a country estate, just off the A5 near Telford. Weston Park itself is very impressive, I saw two lakes, an Orangery, the like of which I have only seen at Kew Gardens in Richmond, and of course a large house at the top of the hill, the parkland reached as far as you could see and in the distance was a folly, just a silhouette in the haze on the distant horizon. For anybody interested in history, the landscape architect "Capability Brown" was engaged by the owner to layout the gardens in about 1780.



To earn money the house and grounds are now managed by a trust, and accommodates weddings, conferences etc. it also has a restaurant, but the grounds are ideal for large shows like the model show. The area was so large that there was a separate area with a pylon racing arena and another strip for helicopter competitions, 'Helifest' was a show within a show and ran simultaneously all weekend.

Saturday, was bright and warm so Russell & Chris went early to take their aircraft to the swap meet area. There was a large collection of planes, hellies and components on offer all in a fenced off area, many with very optimistic prices (buoyed on no doubt by the lack of stock at Hobby shops). Some sellers were asking as much as £300 but some as low as £20, 'available stock' was in a constant state of flux with sales being made and new items being brought for sale all the time. Notably, by the end of Saturday, the items Chris & Russell had put in to the swap meet had sold so that was a result.

So, continuing with Saturday, the three of us put some food and drinks in a carrier bag and together with our deckchairs positioned ourselves along the flight line, the area which was so quite yesterday was filling up fast.

During Saturday the show pilots ran through their routines many were memorable, but one 'set' of interest was presented by Mark Tilbury of Century UK who had a group of flyers demonstrating most of the aircraft in his current stable, all in the air at once, while he explained wot was wot (or not in his case), anyway, it was a real 'Riot' of aircraft all in the sky at once 😊. Specifically memorable was one young lad just 13 years old who provided a 3D display using a low winger of 3m wingspan easily as good as many very experienced older show pilots, a Junior champion in the making! To make things even more special a full size Spitfire dropped in during the day for a quick fly by and a victory roll, they had hoped for a Lancaster too, but unfortunately they had technical issues with her so she sadly couldn't come.

So, onto Saturday evening, the site started to fill up really quickly with a long line of cars arriving for just the evening fireworks event, some queuing patiently for over an hour (so glad we were camping on-site). The spectator arena was now full to capacity with people of all ages including many children. The whole park was now bursting with people pets, tents caravans and motorhomes, especially motorhomes, you could hardly even see that previously lonely ice-cream van in the spectator's area!



Then, as the light started to fade, four full size aircraft from the 'Global Stars' display team took off, (having landed earlier in the day) they flew in close formation with smoke, LED lights and even wing-mounted fireworks on every wing tip. The formation flying from these Extra 330s really was something else.



RC fixed wing aircraft then filled the sky and danced in front of the appreciative crowd, hung from their props just a couple of feet above the grass, balanced there by a complex mix of control surfaces and throttle, all inputted simultaneously... Amazing!

Then as it got darker the displays just kept going..... now there was 1.5m foamies dancing in and around a continuous column of firework explosions, each one lit by hundreds of LEDs, glowing brightly in the dark night sky. But, the icing on the cake was a display by two full size gliders one towed into the air by a Piper Pawnee and one powered by it's own little engine, again both lit with super bright LEDs. They performed rolls, loops and very tight circles whilst, of course, being ablaze with fireworks, they had what looked like a comets tail and fireworks firing like a canons left, right, back and forwards... Really Awesome!

Throughout the day there has been aircraft rolling and looping constantly overhead, mostly jets or other 'special' aircraft but then, when the day had finished, even after dark some campers still continued flying their wings or cubs, fully illuminated by bright LEDs of course.... All very nice!

So then, so soon, it was Sunday, the show was up and ready to go again, another full day of flying displays ready to go, but being old and cynical, we mumbled something about traffic and in the warm morning sunshine, we packed up our tents and headed home with thoughts of the 'back to normal' week ahead, but with a sense of satisfaction and a renewed excitement for model flying.

The journey home was easy and the traffic light, maybe we should have stayed another day to enjoy the sunny Weston Park in our fold up chairs.

So as not to put anybody off that may want to visit in future years, I will not mention the portaloos or the absence of showers. Perhaps another day would have been just a little too long!

Perhaps see you next year at Weston Park..

Paul.





Indian Curry Night...

On the 19th August the long awaited Curry Night at Highlands Tandoori went ahead, everybody commented on what a lovely evening they had had and that they wished to do it again. Raj's team were very attentive and the food great quality, they even did a special meal for Sharon who prefers her food less spicy.

See right. Sharon, (Russell's wife) with her 'speciality' of the house 'Tandoori egg and chips'.

Thank you from all to Raj, a great evening and the discount was much appreciated.



Grass cutting

This summer the grass has grown very quickly and several members have worked tirelessly to keep on top of it.

Thank you Grass cutters.

NEW MEMBERS – Welcome

We have a couple of new members this month, please make them feel welcome and remember that they may not yet know of all our strange ways and individual characters, so be nice to them...

If you do see somebody new down the field and are not sure who they are, talk to them and ask.

To KIK or not to KIK

Many years ago the Firebirds club had a social media product, but it became misused and eventually caused more trouble than it was worth. So it was shut down.

A few years ago the club set-up a KIK group, the sole purpose being to let people know if you were going flying and other very occasional important messages. KIK was used because it allows users personal information i.e. phone number to be kept private.

But then... members started using KIK for chatting between each other using the group chat, now we have to accept, that some people don't want a phone that constantly pings.. they just want to know when somebody is flying... But also some members do like to chat... so one of our members who himself likes to chat, created a WhatsApp group and invited members to join.... This is 'officially' nothing to do with the club, but ideal for chatting.

Now it is all getting confusing.



So... in summary despite its faults, if you are going flying or want to go flying and want to encourage someone to go with you then use the KIK group chat.

If you want to chat with a member, do it direct with the member or via WhatsApp or KIK, but do not use the KIK 'Firebirds' group.

The more we have on the KIK group the better, we do not want to lose KIK members due to excessive messages. Remember you can KIK message an individual not using the Firebirds group.

If you want to join the KIK group please contact Chris Fisher for instructions.

Firebirds BBQs a reality !!!.

A date has been set... let's all hope for Good weather.

The official 2021 BBQ is set for the 18th September.

Not sure how it will work yet, we will confirm nearer the time



DON'T FORGET !

DON'T BUY ANYTHING MODEL RELATED UNTIL YOU HAVE SPOKEN TO 'OUR' KEVIN



Kevin still has boxes of Motors, servos, batteries, receivers and more.. All for Sale!

Contact Kevin direct on – 07756 403 119 (he only lives in Eastleigh)



BOAT SECTION

Chris Fisher... The mighty 'ship' Continued.



So, although detached, the old drive shaft and rudder were OK to re-use, so that was good news. Now re-fixed with a 'BIG BOY' fibreglass repair kit. (Rather apt. name don't you think.)



I also found that the top had been fixed to the bottom using a glue that, in places was coming apart so, I fully and carefully separated the hull from the deck, this also enabled me to mount the motor more easily.



I bought a CV joint with different sizes at each end, this enabled me to join the 8mm motor shaft the 6mm drive shaft, but the angle was too tight and caused a tight spot and subsequent vibration. (currently working on Mark 2!).



I was looking around for an charity shop Barbie and Ken to make into boat pilots when someone offered to print me a couple... so here they are printed in black.






And here they are over painted in gloss 'floor tile' red I had the tin in the garage for probably 20 years!



I may have to introduce it to some water soon
More to follow....!



ON a 'boaty' note.. SLEC do some interesting boat kits... <https://www.slecuk.com/>

		
Mr Tom 16in (406mm)	Sea Breeze 23.5 ins (597mm)	Sea Hornet 25.25ins (641mm)
£41.24	£80.00	£80.00
ADD TO CART	ADD TO CART	ADD TO CART

FREE TO A GOOD HOME

Dave Hoppe asked for this to be put out to the members but in came in just after the last news letter so these may not be available anymore. But...

A now deceased member of the club Ron Colmers's son had a clear out of his Dad's shed

He found two indoor flyers.

They are Hisky Micro Flyers without a TX. Won't bind to Spektrum etc.


If any of your members would like them FOC i would willingly drop them round to you .

Take Care .Graham (Tomlin)

Like I say possibly now not available but if you are interested speak to Dave Hoppe



UNDERSTANDING THE NUMBERS & LETTERS ON A LIPO BATTERY – SUGGESTED BY ALAN SHERGOLD



LiPo (lithium polymer) batteries: one of the greatest innovations in the RC universe yet, somewhat confusing. What do the numbers mean on a LiPo? What does the "C" mean? What does the "S" stand for? In this blog, we will decipher the LiPo code together.

Rating System

While the numbers and letters may seem intimidating (especially for beginners), they are actually here to help. Each number or letter is a measurement or rating which enables us to compare and choose the right LiPo battery for the right job. Ultimately, each different number and letter tells you 2 things: how long your RC model will run for before needing a recharge, and how powerful or fast your RC model can get.

Capacity (MAh)

The first thing you should look at is the capacity of the battery which is measured in mAh. The capacity simply tells you how much power your LiPo battery can hold. For example, a 5000mAh battery can output 5000 milliamps in 1 hour until it is completely drained, If you had an RC plane with a current drain (AKA load) of 20 amps (20,000 milliamps), then you can expect to fly for 15 minutes - (5000mAh ÷ 20, 000mAh) x 60 minutes - before completely discharging your battery. Generally, the higher the capacity, the longer your RC model will run.



Discharge Rate (C)

The C Rating is a safety gauge that tells you the maximum current - measured in amps - you can draw without damaging your LiPo battery. The C Rating by itself may be a little misleading as you also need to know the capacity (mAh) to calculate the maximum current draw. The formula is as follows:

$$\text{Max Current Draw} = \text{Capacity} \times \text{C Rating}$$

So, if you had a 2S LiPo with a capacity of 5000mAh and a C Rating of 50, the maximum current draw would be 5000mAh (5A) x 50C = 250A. You can theoretically go over the recommended draw, however, this will overheat your LiPo battery and ultimately, damage it.

The C Rating can also be used to determine how quickly you charge your LiPo batteries. A seasoned hobbyist may tell you to "charge your LiPo at 2C". This means to charge your battery at a current of the capacity in amps (A) x 2C. So, if you had the same 2S LiPo with a capacity of 5000mAh, charging your LiPo at 2C means to charge at 10A -- (5A) x 2C.

Cell Count (S)

S stands for series and is used to indicate how many cells are in series inside the LiPo battery. For example, a 2S LiPo means that there are 2 cells in series within the LiPo battery pack while a 6S LiPo would mean that there are 6 cells. Each cell has a nominal voltage – the average voltage a cell outputs when charged - of 3.7V; so a 2S LiPo has a voltage of 7.4V (3.7V x 2) while a 6S LiPo has a voltage of 22.2V (3.7V x 6).

You can also tell the number of cells in a LiPo battery by counting the number of wires in the balance connector. If the balance connector has 3 wires, it is a 2S LiPo; if the balance connector has 7 wires, it is a 6S LiPo. The balance connector gives you individual access to each cell and is used to equalize the voltage across all your cells.

Just remember, the higher the S, the higher the voltage.

Voltage (V)

The voltage of your LiPo battery is linked to the number of cells (S) contained within the battery pack. They go up in increments of 3.7V and generally, you will find LiPos from 3.7V (1S LiPo) to 22.2V (6S LiPo).

Many hobbyists tend to think that higher voltage equates to a higher speed. This is somewhat correct, however, technically voltage is directly correlated with power - and power does not necessarily mean speed. For example, a heavy RC rock crawler will need a lot more power to drive through harsh terrains and overcome obstacles. An RC drift car, on the other hand, can use a much smaller voltage LiPo battery and still be much quicker than our off-road friend. When you buy an RC car or plane, you will normally find what voltage battery you need in the specifications; so don't worry too much about it.



NEW Flying times : (from 19 July 2021)

Monday	Tuesday	Wednesday	Thursday	Friday	Saturday	Sunday
Quiet / Electric	Electric & I/C	Electric & I/C	Electric & I/C	Quiet / Electric	Electric & I/C until 2pm then Quiet / Electric until 4pm	Electric & I/C
12-00	12-00	12-00	12-00	12-00	10-00	10-00
20-00 or dusk NO NIGHT FLYING	16-00	16-00	16-00	20-00 or dusk NO NIGHT FLYING	16-00	13-00

Or put another way:

Quiet / Electric – NOW everyday of the week		
Monday	12-00	20-00 (or dusk) NO NIGHT FLYING
Tuesday	12-00	16-00
Wednesday	12-00	16-00
Thursday	12-00	16-00
Friday	12-00	20-00 (or dusk) NO NIGHT FLYING
Saturday	10-00	16-00
Sunday	10-00	13-00

Electric & I/C – Five days a week		
Monday	NO FLYING	
Tuesday	12-00	16-00
Wednesday	12-00	16-00
Thursday	12-00	16-00
Friday	NO FLYING	
Saturday	10-00	14-00
Sunday	10-00	13-00

'Bank Holiday' exeptions to the above.

Good Friday 10am - 1pm (electric and IC)

EASTER SUNDAY ... NO flying!!

ALL BANK Holiday Mondays - 10am - 1pm (electric and IC)

CHRISTMAS DAY... NO flying!!

Firebirds Model Club

News, Views & Information - September 2021



Poorly club member

Continuing thoughts and good wishes from the committee to all poorly members.

FUTURE CLUB NIGHTS - Advance notice

ALL ** Postponed ** due to Covid 19 restrictions.

Club Information

This section gives a summary of club services and contact details.

External Events

If you need more details on any particular event, then go to <https://bmfa.org/Contests-Events/Contest-and-Event-Calendar>. **BMFA Bulletins are available on-line at this [link](#) ...**

Firebirds Model Club Committee

The following are the contact details for the Committee. Each has given permission for their phone number and email addresses to be included in this Newsletter.

Chairman	Russell Lewis	023 8056 1397	russell@pilot1.co.uk
Vice Chair	Vacancy		
Treasurer	Alan Shergold	07973 221915	alanshergold@hotmail.co.uk
Secretary	Rob Cope	07795 996549	copest02@ntlworld.com
PRO	Peter Clark	07867 557964	psclark911@hotmail.com
Flying Site Rep.	Vacancy		
Safety Officer	Geoff Griffiths	023 9265 5931	gcgriffiths@hotmail.com
Membership Sec.	Keith Warwick	07887 486040	keithw11@hotmail.co.uk

Firebirds Constitution and Rules.

The Firebirds constitution and rules document can be found at the bottom of the 'about us' section on the web-site or by clicking the following link.

<http://firebirds.org.uk/onewebmedia/FIREBIRD%20CONSTITUTION%20%26%20RULES.pdf>.

Remember... Safe flying is no accident.