




**Stay Alert**  
**Control the Virus**  
**Save Lives**

Dear Firebirds member

I seem to remember there was a song in the charts a little while ago with the words, you don't know what you've got until it's gone and I am sure it is also the type of thing that mothers would say to their children as they grow up. Anyway it is so true and I am started to miss flying so much now I can't do it, heck I am missing just going out!!

Anyway, all you 'proper' modellers will be very proud of me, having had a little more time on my hands during lock-down I have been doing some proper modelling stuff... I started 'light' by putting a motor, servos and receiver in a model that Pat Parsons gave me at Christmas...




... I don't think the motor is actually supposed to go out on the front like it is, but I couldn't work out how to screw the motor in when it was so deep in the nose, until during installation I realised that the front cover was detachable, doh! Anyway an extra bit of 'out-front' nose weight can't be a bad thing especially as Russell always reminds me a 'nose heavy model may not fly well, but a tail heavy one will only fly once!'.

Anyway it gets better.... Be prepared to be really proud of me... I then started building a model myself ... out of balsa wood!!

At the Weston Park model show a couple of years ago I bought a balsa kit, with, at the time great intentions, it has taken nearly 2 years but it is now started.

# Firebirds Model Club

News, Views & Information - May 2020



Still a little way to go though....

Chris





## **A Message from PADMAC.**

The good news is that the PADMAC flying site has survived 7 weeks with no maintenance. The cattle are now in the field but have left the patch alone.

The grass has now had several cuts (thanks Bob and Terry) and should be back to the normal length within a few days after a couple more cuts.

In light of the updated laws and guidance from the BMFA we are going to have to restrict the number of members at the site at any time to a maximum of two, who will be practicing at least 2m social distancing at all times. To assist with controlling the number of members we are going to have to implement a flying booking system. The read only version is on the PADMAC website at <http://padmac.info/calendar.html>, so you can see who is planning to fly and when.

We have a couple of options for how to make a booking, everybody has a timed slot that they can use, or members make a booking online via the Google calendar application which will update the website.

If any Firebirds members want to fly, please contact Ken [ka\\_webster@hotmail.com](mailto:ka_webster@hotmail.com), Letting him know what day and hours you want and he will update the system.

Other COVID-19 safe flying guidance:-

- Maintain a minimum of 2m social isolation at all times (should be easy in a 20 acre field).
- Minimise touching objects others have touched or handled.
- Use gloves, face masks and hand cleaner as you feel fit.
- If you think you have any of the symptoms, don't fly.
- Be sensible.

Finally, fly safe, enjoy being outside and try not to crash.

**Ken. (PADMAC Committee)**



## Committee News

Members who have not renewed will now need to re-apply as new members as non-renewing members details are now being removed from the club database.

## PADMAC flying times.

	Power	Electric/Silent
Mon to Sat	10:00 to 18:00	10:00 to Sunset
Sunday	11:00 to 18:00	11:00 to Sunset

PADMAC rules can be found here. [http://www.padmac.info/PADMAC\\_flyingsite\\_rules.html](http://www.padmac.info/PADMAC_flyingsite_rules.html)

## Poorly club member

Continuing thoughts and good wishes from the committee to all poorly members.

## FUTURE CLUB NIGHTS - Advance notice

ALL \*\* Postponed \*\*

'Pencilled' in potential Barbeque dates - 21 June 19 July 16 Aug 20 Sep

## A TV programme on YouTube that I think you might like 😊

WDY - Instead of a Thursday night in Hamble club how about get yourself a beer and watch this video ...

<https://youtu.be/W9Uf-ynoDUE>





## That Ginger Girl


Last month Russell submitted a photograph for the newsletter showing my daughter Olivia in the background, I found this better picture of her from when she was flying, I am sure it has been in the newsletter before, but heck she's my daughter and being the newsletter editor must have some privileges!



Olivia is currently in her third year studying pharmacy at Cardiff university.

## Under 250 grams

A while ago I mentioned that to over-come the new CAA rules DJI brought out a 249 gram quadcopter well here is one in use.. and with a great quality camera the photos are rather impressive too thanks to a 3 axis stabilising gimbal. The image is what used to be the Budgens store in Hedge End and the pilot my other daughter's boyfriend, hopefully I can get him down the flying field sometime so he can experience proper model flying!



**From DJI's marketing blurb** - Mavic Mini 2.7K Quad HD Drone... Compact and Portable - Almost as light as a smartphone. Weighing under 250 grams, Mavic Mini is almost as light as the average smartphone. This makes it exceptionally portable and places it in the lowest and safest weight class of drones, which in many countries may exempt it from certain regulations. For example, in the United Kingdom you can fly Mavic Mini without the need to register your drone with the CAA.





**Make good use of the Lockdown – Get some Simulator stick-time**



*AeroFly Professional Deluxe*

**SOLD**

Remember a few months ago i.e. BC (before coronavirus) someone contacted Keith wanting to sell a Katana, although nobody from the club got in touch it is now sold thanks to the power of eBay.



**KatanaS 30E ARF Radio**

Pre-owned

**£77.00**

11 bids


Collection only: Free

[View similar active items](#)

[Sell one like this](#)



**Be careful if you wear your 'ppe' mask out on a sunny day!**



**Russell Lewis's Hurricane is ready for the season**



**A cool video....**

<https://www.facebook.com/RCScaleAirplanes/videos/484019848995156/>







## Where do modellers come from? - by Alan Shergold

Born in 1943 towards the end of WW2 I feel fortunate to have lived in the most exciting times we humans have ever lived.

Let me start at the beginning. My earliest memories of Christmas presents were first that there was only ever one each year and second (in my case) it was always made by my father! But later, when my parents had a little more money they actually started buying presents for me there were two that I most remember receiving.



One a Bayco building set and two, 'the best' a Meccano construction set! Using these kits, I soon learned how to read drawings and build the most amazing things, then inventing and building my own toys using the many parts.

Another memory as a child was looking out of my bedroom window which over-looked Peartree Green watching the planes approaching or taking off from Eastleigh Airport. Oh how I longed to fly in one and I spent many hours knocking bits of wood together to make toy planes.

When I was at secondary school that I began to earn some money of my own, not as a paper boy, but in Savages a grocer & greengrocer, shelf stacking.. I got paid 1s 6d hr and worked really hard, I can tell you, back then those spuds were in 1cwt sacks and took some serious lifting.

Next a piece of luck, my father had a friend who had a fretwork hobby and he offered me his entire stock of wood tools and drawings. Of course as most small boys do I always wanted to start at the top and my first project was to build a galleon. Many hours were spent at the kitchen table using a fret saw to cut the many parts only for my father to inspect and say "not good enough make another one" this taught me to slow down and take my time. I don't think I ever finished that galleon but I learnt an awful lot.



Just a few doors down from Savages where I was working, there was a toy shop called Claspers and they had a lot of aircraft and boat kits. Again I wanted to make something big, I settled on an RAF crash tender, powered by an Alan Mercury 2.5 diesel water cooled engine. I still have it though the engine I gave to Roger as he was a collector. I got it down from the loft and had a



look with the view to finishing it. But on inspection decided that it was an awful lot of work, particularly as I had not made that good a job of it all those years ago when I was a teenager. Note (*the images are stock images*)





Now, on my visits to Claspers to buy bits for my boat I has also spotted aircraft kits and my interest soon saw me buying my first of many Keilcraft kits, one of which I still have somewhere. Again it was the Kitchen that was my workshop with the smells of balsa glue and the eye watering tissue dope.

Over the back of Peartree Green was a steep hill we called Carters field, ideal for launching gliders but they always seem to loop over the top of my head to hit me in the back. Back then there was no internet for research and I just could not fathom out why they didn't fly, obvious now, but as a young lad frustrating.

From gliders to rubber powered models not one of them could I get to fly any distance.

So, I left school and started an apprenticeship as a television engineer, Black and white with funny things called valves which got very hot. Then I got interested in girls... and that was the end of my model building for a very long time.

Now, I started this item by saying I have lived in the most exciting time and I justify this statement by saying the progress made in all aspects of our lives has been phenomenal and I have witnessed it all during my lifetime... not least with the building of model aircraft.

On my retirement I decided not only to take up model aircraft building but to also fly them and in the few years I have been involved I have built many wonderful model aircraft, but still not the confidence to fly them... but I keep trying and will get there in the end.

Unfortunately, it seems, even with age I still have not learnt the lesson of starting at the bottom and working my way up I started building model War Birds, not realising that in the main they are the most difficult to fly.

Even in the few years I have been involved in building and flying model aircraft the progress has continued apace now with RTF Planes almost destroying the build your own from a kit or from scratch now you can just open a box and fly.

To me and other old timers a lot of fun is lost in not building your own model, but there you are that's progress and it has kept the hobby alive and kicking.

Still I hope I have not bored you too much and will get down off my soap box and hope that soon we can all get down the field and enjoy our most fascinating hobby again.



Alan's old 'stomping ground' Bridge Road Woolston - 1963  
Savages is towards the back with the pointy roof turret.

Alan



## Pat is building something that won't fly

Did you Guess what it was ?



Gotta find something else to do now !!

keep safe Pat

## Posted on BMFA Facebook page



Also worth a look...

<https://events.bmfa.uk/>




## Banggood Some very cheap items



24Channels £212 !!

<https://www.banggood.com/Wholesale-RC-Airplane-Parts-c-2085.html?akmClientCountry=GB>

## Furlough Photos – from Russell Lewis



## Russell Lewis – ‘a virtual VE day lock-down Flypast’



You may need to use you're your imagination a bit, the British ones are in the air and the German one is on the floor...





## Wackett Boomerang – by Geoff Griffiths

It's amazing what lock-down boredom does to the mind! For some inexplicable reason I've built a control liner. Time will tell if I've still got the ability to fly it . . .

The model is built from a 1951 plan by C.A.Taylor, and is still available. The plan for mine dates from around the mid 1960's when my brother and I built one each. Both flew well, but they did end up a bit heavy. I'm hoping this one will go a bit better as it's considerably lighter so should be fully aerobatic. I only wish Roger were still around to test fly it for me.



Back in the 60's before reliable radio, most of us were flying control line, and so many bits and pieces were easily available that are just not around now. I've had to make my own bell crank from paxolin sheet and solder up a tinplate fuel tank. I'm just hoping my soldering skills are up to it as it's completely built in to the model.

It's 38" span and powered by a P.A.W. 19 diesel and it will (hopefully) fly on 52' lines.

Tucked away under the tailplane is little latch I managed to devise based on a glider tow release. A short length of cord hooks onto it to restrain the model before take-off. It's released by momentarily applying full up elevator. Seems to work well without the engine running, so I'm hoping it will be ok with the added vibration. Fingers crossed!

As you can see it's got wheels, but these just plug in to the bottom of the wing, and drop away on take-off. The trick is remembering where they are so you don't land on them when the fuel runs out!



Here's hoping we can all get some flying in when this wretched lock-down finally eases.



Geoff

# Firebirds Model Club

News, Views & Information - May 2020



## Club Information

This section gives a summary of club services and contact details.

### Glow Fuel, Glue and other bits and pieces available

Fuel is available through the club and supplies are held by the club. All grades of fuel are available to order. Russell holds many other useful items: glo-plugs, propellers, glue, fuel tubing, wing bolts etc.

Russell Lewis

023 8056 1397

[russell@pilot1.co.uk](mailto:russell@pilot1.co.uk)

## Club Meetings

Our meeting venue is the Hamble Club at this address:

Beaulieu Road  
Hamble, Southampton,  
Hampshire, SO31 4JL



The Club requires each member to sign in at every arrival using the book usually kept at the bar. There is a way round this and that is to join the club. This is not expensive, particularly for OAPs who pay £8.00 for the first year, and if you live locally it provides a cheap night out!

## External Events

If you need more details on any particular event, then go to <https://bmfa.org/Contests-Events/Contest-and-Event-Calendar>. **BMFA Bulletins are available on-line at this [link](#) ...**

## Firebirds Model Club Committee

The following are the contact details for the Committee. Each has given permission for their phone number and email addresses to be included in this Newsletter.

Chairman	Russell Lewis	023 8056 1397	<a href="mailto:russell@pilot1.co.uk">russell@pilot1.co.uk</a>
Vice Chair	Dave Hoppe	07704 826343	<a href="mailto:davehoppehome@gmail.com">davehoppehome@gmail.com</a>
Treasurer	Alan Shergold	07973 221915	<a href="mailto:alanshergold@hotmail.co.uk">alanshergold@hotmail.co.uk</a>
Secretary	Rob Cope	07795 996549	<a href="mailto:copest02@ntlworld.com">copest02@ntlworld.com</a>
PRO	Peter Clark	07867 557964	<a href="mailto:psclark911@hotmail.com">psclark911@hotmail.com</a>
Flying Site Rep.	Vacancy		
Safety Officer	Geoff Griffiths	023 9265 5931	<a href="mailto:gctriffiths@hotmail.com">gctriffiths@hotmail.com</a>
Membership Sec.	Keith Warwick	07887 486040	<a href="mailto:keithw11@hotmail.co.uk">keithw11@hotmail.co.uk</a>

## Firebirds Constitution and Rules.

The Firebirds constitution and rules document can be found at the bottom of the 'about us' section on the web-site or by clicking the following link.

<http://firebirds.org.uk/onewebmedia/FIREBIRD%20CONSTITUTION%20%26%20RULES.pdf>.

**Remember... Safe flying is no accident.**