

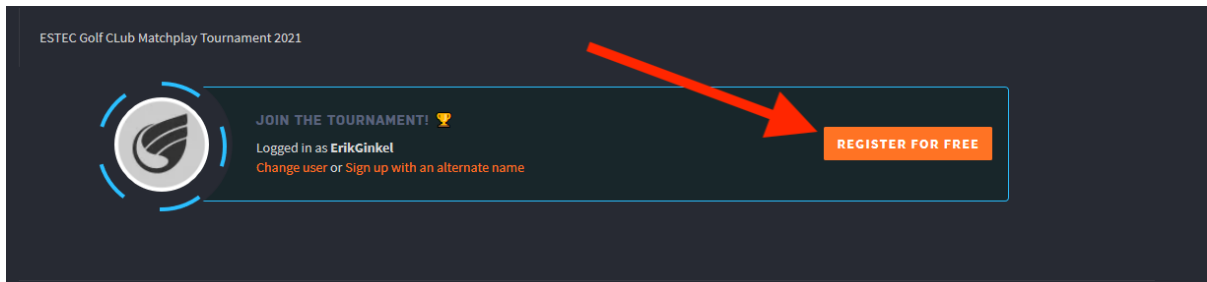
EGC 2023 Matchplay Tournament User Guide

For the Matchplay tournament we use Challengo.com. This allows all participants to enter their match results directly into the tool and get notifications as soon as their new opponent is known.

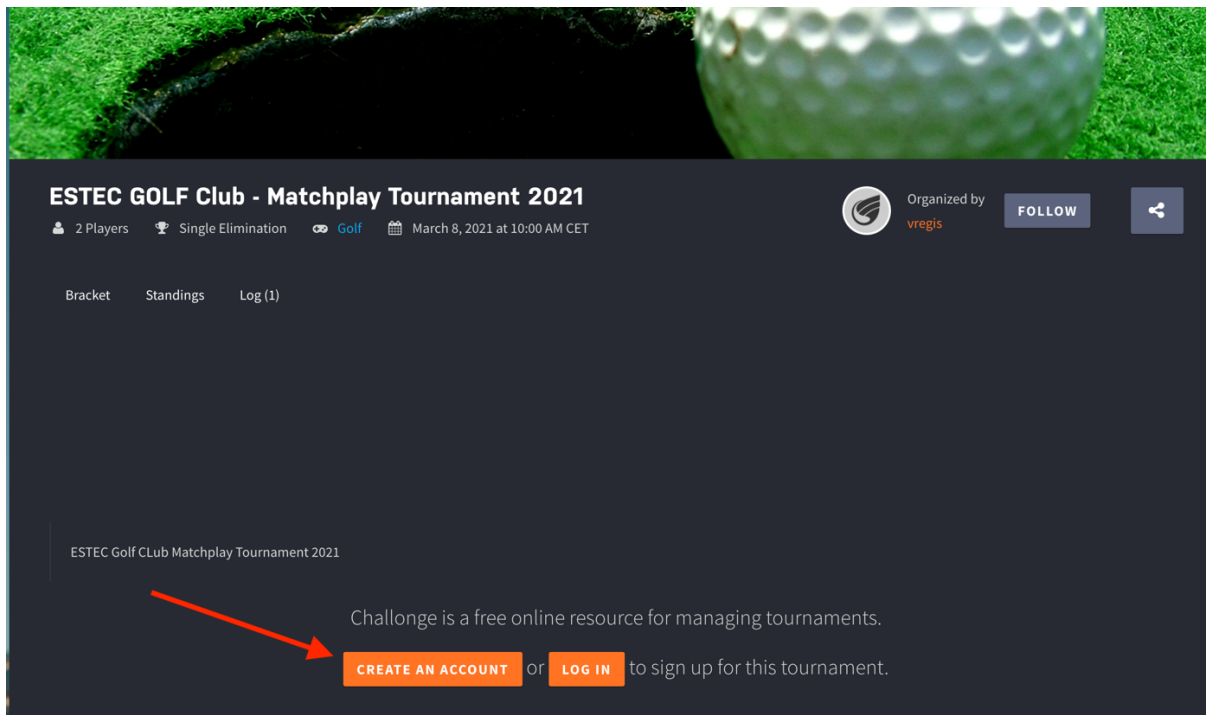
To sign up for the competition, just click on the link below:

<https://challonge.com/tournaments/signup/W6U6EnQdEE>

You will arrive on the signup page for the 2023 EGC Matchplay Tournament. You can login if you already have an account and click on “register for free”.



If you don't have an account, click on “CREATE AN ACCOUNT”



On the next page, chose a username (chose one that will make it easy for me to identify you), put your email address, and chose a password, select your time zone.

or

Username
vregis

Email
vincent.regis@gmail.com


Password
.....

Password Confirmation
.....

(+01:00) Amsterdam

Netherlands

I'm not a robot

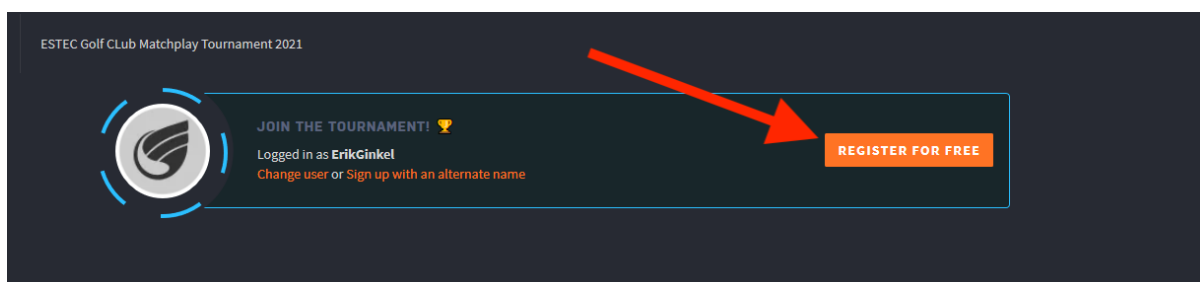
 reCAPTCHA
Privacy - Terms

I agree to the [Terms of Service](#) and [Privacy Policy](#).

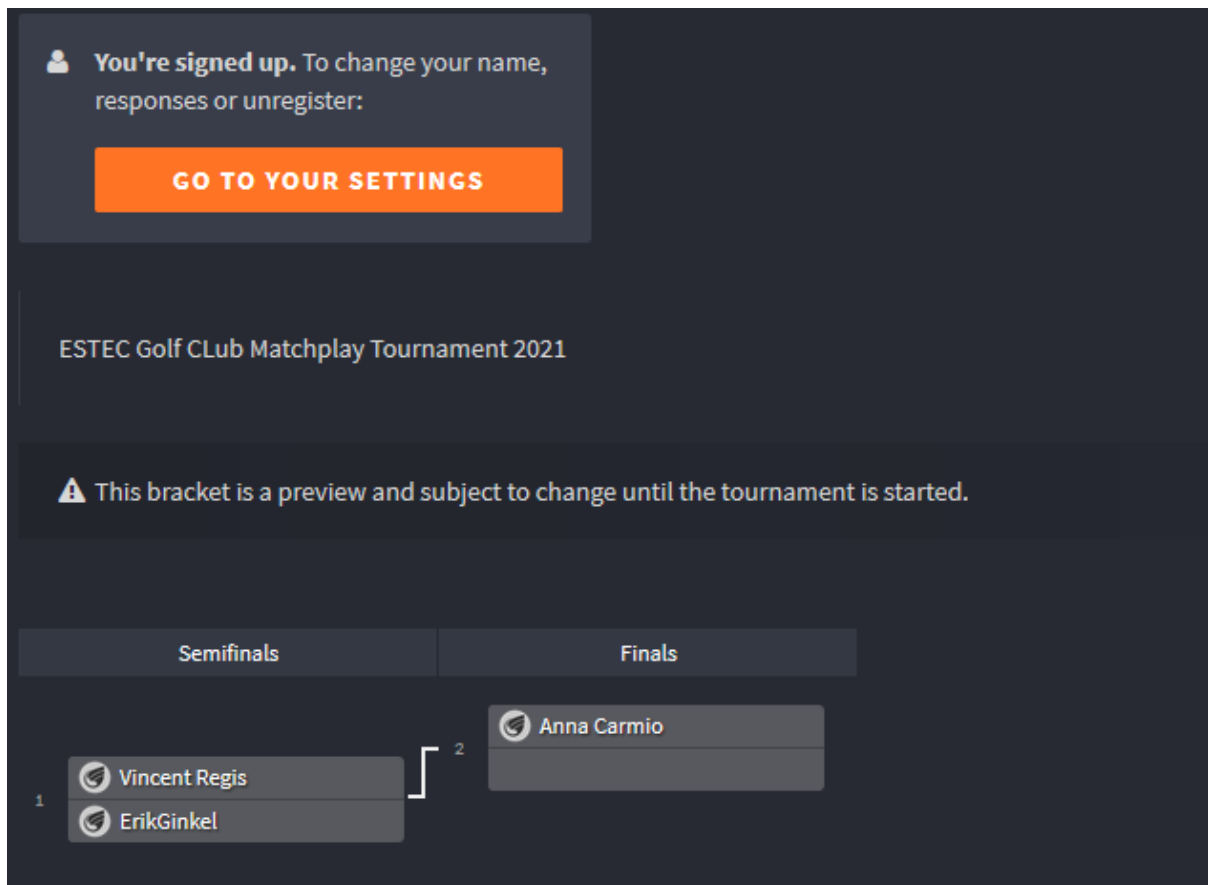
Send me occasional product updates and info about major tournaments.

CREATE AN ACCOUNT

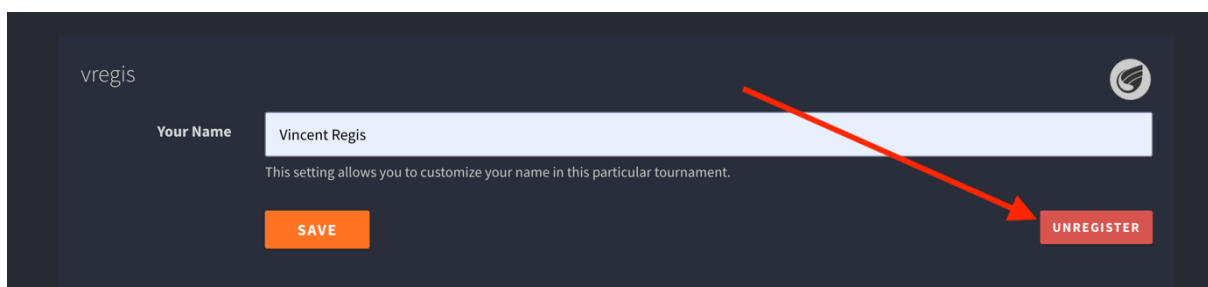
You will receive confirmation email from Challenge.com, click on the link in the email to activate your account (check your spam folder if you see the mail). You can now sign up for the competition.



If at some point before we draw the bracket, you want to drop out of the competition. You can click on “GO TO YOUR SETTINGS”.



And then click on “UNREGISTER”



There you can also change your displayed name for the tournament, by default it's your username. The best is to change to your full name.

The bracket will be drawn on the 12th of March.

When you need to update a match result, or simply want to check how others are doing, just navigate to https://challonge.com/egc_matchplay_2023/

Any questions or concerns send me an email (garry.gould@esa.int)