

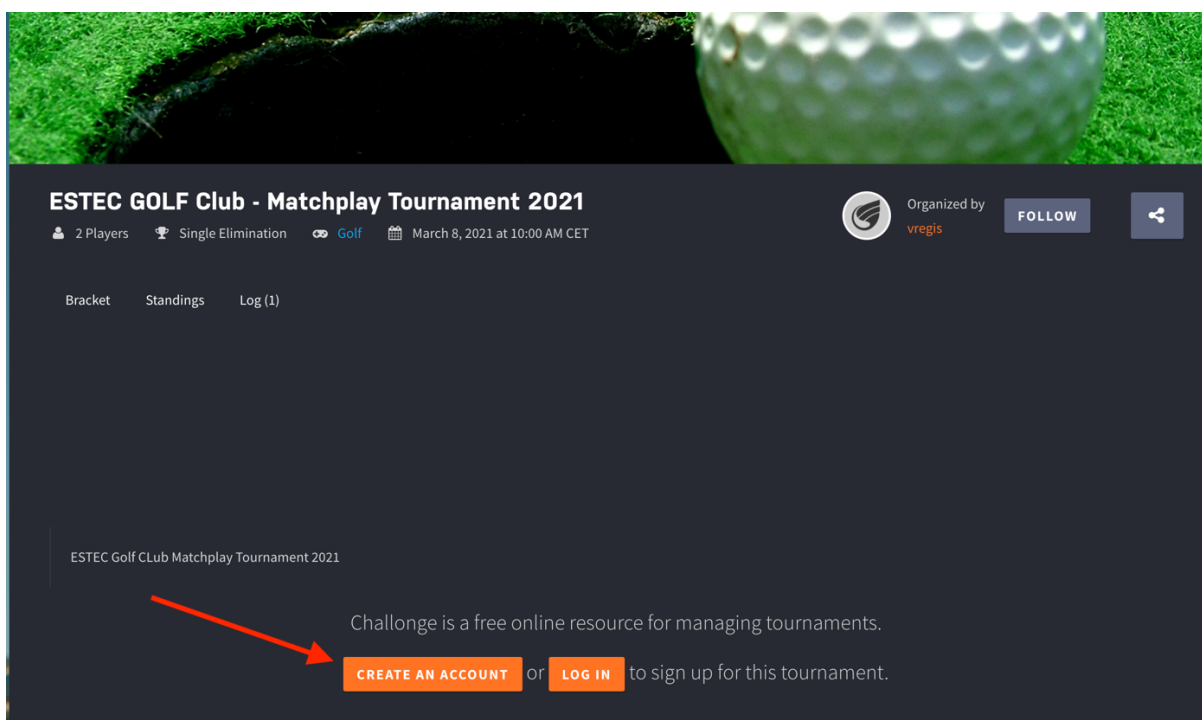
EGC 2021 Matchplay Tournament User Guide

For the Matchplay this year we will be using Challenge.com, but this time instead of signing up on Proware and the organizer entering you in Challenge.com, you will be signing up directly on Challenge.com. This will allow all participants to enter their match results directly into the tool and get notifications as soon as their new opponent is known.

To sign up for the competition, just click on the link below:

<https://challenge.com/tournaments/signup/uL1zHmtEkm>

You will arrive on the signup page for the 2021 EGC Matchplay Tournament. Click on the "CREATE AN ACCOUNT" button



On the next page, chose a username (chose one that will make it easy for me to identify you), put your email address, and chose a password, select your time zone.

or

Username
vregis

Email
vincent.regis@gmail.com


Password
.....

Password Confirmation
.....

(+01:00) Amsterdam

Netherlands

I'm not a robot

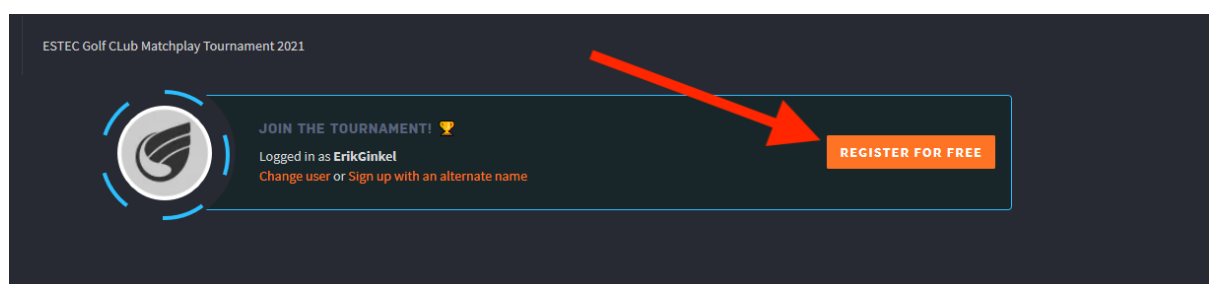
 reCAPTCHA
Privacy - Terms

I agree to the [Terms of Service](#) and [Privacy Policy](#).

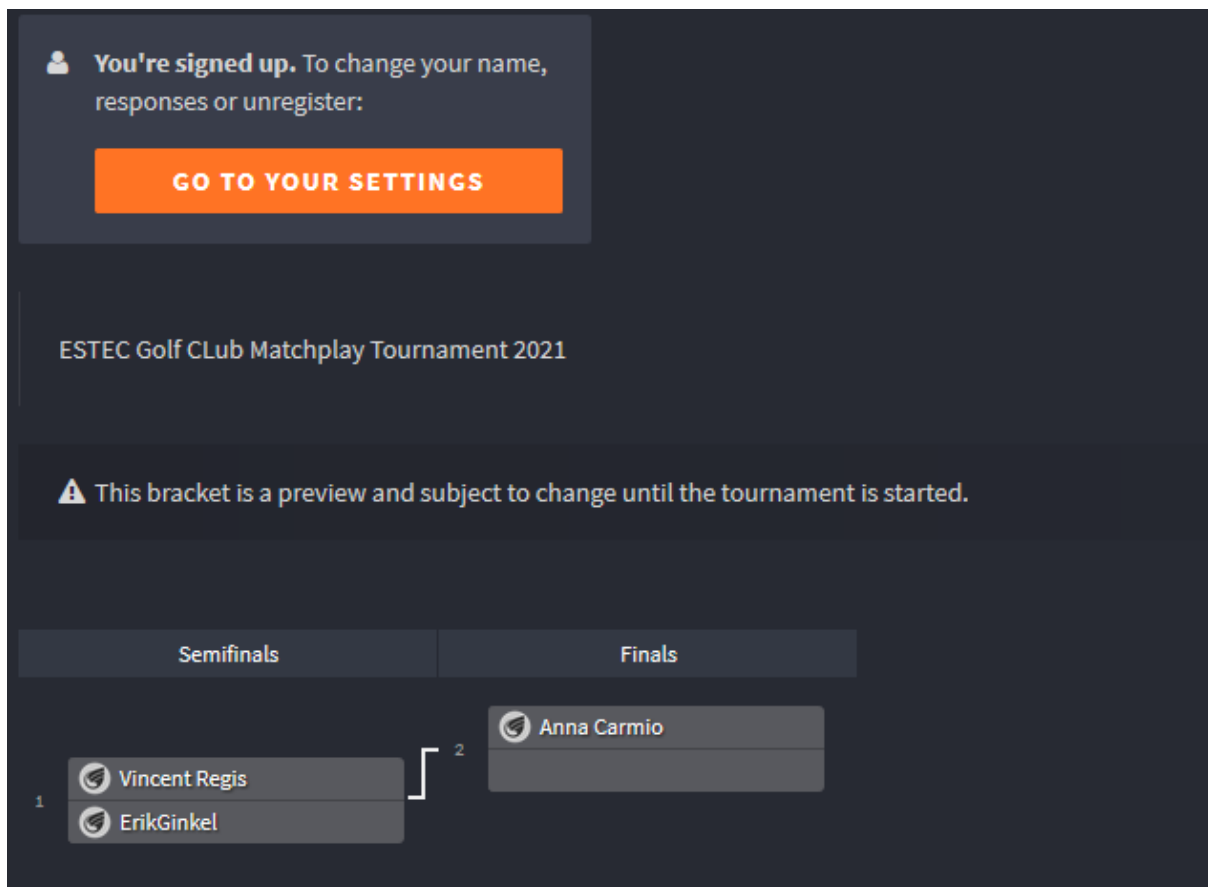
Send me occasional product updates and info about major tournaments.

CREATE AN ACCOUNT

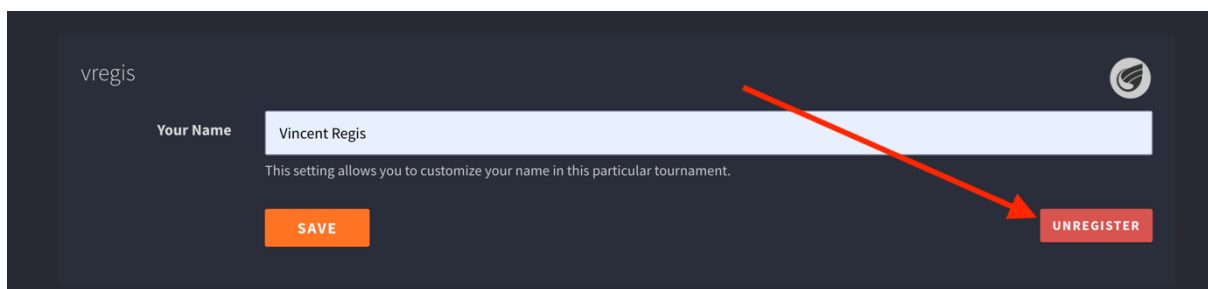
You will receive confirmation email from Challenge.com, click on the link in the email to activate your account (check your spam folder if you see the mail). You can now sign up for the competition.



If at some point before we draw the bracket, you want to drop out of the competition. You can click on “GO TO YOUR SETTINGS”.



And then click on “UNREGISTER”



There you can also change your displayed name for the tournament, by default it's your username. The best is to change to your full name.

The bracket will be drawn on the 7th of March.

When you need to update a match result, or simply want to check how others are doing, just navigate to https://challonge.com/EGC_Matchpay_2021/

Any questions or concerns send me an email (vincent.regis@gmail.com).